


2022

Pondliner.com

WE SHIP EVERYTHING BUT THE WATER



2022
LAKE MANAGEMENT
CATALOG
ON PG 97

TABLE OF CONTENTS

03. Pond Liners	69. Pond Maintenance	93. Tubing Connectors
05. Pond Liner Accessories	73. Winterization	94. Valves
06. Pond & Disappearing Waterfall Kits	74. Algae Treatments & Pond Solutions	95. Fittings
10. Pondless Water Feature Components	76. Fountain Treatments	LAKE MANAGEMENT
19. Filters	77. Water Conditioners	98. Floating Fountains
33. UV Clarifiers/Sterilizers	80. Beneficial Bacteria	103. Surface Aerators
36. Skimmers	84. Flocculants & Barley	108. Water Circulators
38. Pond Pumps	86. Aquatic Plant Products	109. Bottom Aeration
59. Pond Pump Accessories	88. Fish Medications	117. Water Treatments
61. Air Pumps	89. Fish Food	122. Shipping and Payment Terms
64. Water Feature Accents	91. Water Test Kits	123. Return Policy
65. Lighting	Pond Construction	
	92. Auto-Fill Kits	

ABOUT US

Unit Liner began in 1967 providing liners for the oilfield industry. The company undertook many lining projects ranging from five million gallon storage tanks to five acre ponds. As the company grew and expanded, other product lines were added and new divisions were created. One of these divisions, Pondliner.com, came about by customer demand.

The retail store, Pond Pro Shop, is a division of the company which began in 2003 in a small corner of our office space and steadily expanded as our local customers became more and more interested in the acquisition of first-quality pond products and installation of water features in their homes and businesses.

In 2005, we began conducting in-depth seminars for our wholesale clients and water garden demonstrations for our local customers. Of course, as word spread throughout the industry, more and more people from surrounding states attended and the demand for classes steadily increased.



In 2006, we had the opportunity to acquire 90,000 square feet on twenty acres across the street from our original location and began the process of relocating all the divisions of Unit Liner under one roof. The move allowed us to expand our warehouse facility, the retail store, and to build an indoor training facility; the first of it's kind in the nation!

The Indoor Pond Training Facility includes a 1,600 square foot classroom and a 2,000 square foot pond building area. The 2 acre outside display area showcases over 15 unique water features. Each part of our facility adds to the learning environment.

Our Staff is dedicated to growing the water gardening industry through quality products, training, and service. Technical assistance is available Monday through Friday during normal business hours by calling our toll-free number.

- We are one of the five largest wholesale water garden distributors in the U.S.
- \$1,000,000 water garden inventory at our facility
- The nation's only indoor water garden training facility
- 82,500 square foot warehouse to house our inventory
- Retail store open year-round with display ponds, pond equipment and supplies, aquatic plants, fish, statuary, and much more.



FIRESTONE 45 MIL PONDGARD LINER

Firestone PondGard pond liner is the industry standard for water features. No other material matches its ease of installation and longevity. Guaranteed fish safe. Withstands direct sunlight and temperatures to -40°F. 20-year warranty. Liners marked with an * will ship ground. Others will ship freight truck.

5 FT. WIDE		
Item #	Size	
* E05005	5' x 5'	
* E05010	5' x 10'	
* E05015	5' x 15'	
* E05020	5' x 20'	
* E05025	5' x 25'	
* E05030	5' x 30'	
* E05035	5' x 35'	
* E05040	5' x 40'	
* E05045	5' x 45'	
* E05050	5' x 50'	
* E05055	5' x 55'	
* E05060	5' x 60'	
* E05065	5' x 65'	
* E05070	5' x 70'	
* E05075	5' x 75'	
* E05080	5' x 80'	
* E05085	5' x 85'	
* E05090	5' x 90'	
* E05095	5' x 95'	
E05100	5' x 100'	

10 FT. WIDE		
Item #	Size	
* E08010	8' x 10'	
* E10010	10' x 10'	
* E10012	10' x 12'	
* E10015	10' x 15'	
* E10020	10' x 20'	
* E10025	10' x 25'	
* E10030	10' x 30'	
* E10035	10' x 35'	
* E10040	10' x 40'	
* E10045	10' x 45'	
E10050	10' x 50'	
E10055	10' x 55'	
E10060	10' x 60'	
E10065	10' x 65'	
E10070	10' x 70'	
E10075	10' x 75'	
E10080	10' x 80'	
E10085	10' x 85'	
E10090	10' x 90'	
E10095	10' x 95'	
E10100	10' x 100'	

15 FT. WIDE		
Item #	Size	
* E12015	12' x 15'	
* E15015	15' x 15'	
* E15020	15' x 20'	
* E15025	15' x 25'	
* E15030	15' x 30'	
E15035	15' x 35'	
E15040	15' x 40'	
E15045	15' x 45'	
E15050	15' x 50'	
E15055	15' x 55'	
E15060	15' x 60'	
E15065	15' x 65'	
E15070	15' x 70'	
E15075	15' x 75'	
E15080	15' x 80'	
E15085	15' x 85'	
E15090	15' x 90'	
E15095	15' x 95'	
E150100	15' x 100'	

20 FT. WIDE		
Item #	Size	
* E20020	20' x 20'	
* E20025	20' x 25'	
E20030	20' x 30'	
E20035	20' x 35'	
E20040	20' x 40'	
E20045	20' x 45'	
E20050	20' x 50'	
E20055	20' x 55'	
E20060	20' x 60'	
E20065	20' x 65'	
E20070	20' x 70'	
E20075	20' x 75'	
E20080	20' x 80'	
E20085	20' x 85'	
E20090	20' x 90'	
E20095	20' x 95'	
E20100	20' x 100'	

25 FT. WIDE		
Item #	Size	
E25025	25' x 25'	
E25030	25' x 30'	
E25035	25' x 35'	
E25040	25' x 40'	
E25045	25' x 45'	
E25050	25' x 50'	
E25055	25' x 55'	
E25060	25' x 60'	
E25065	25' x 65'	
E25070	25' x 70'	
E25075	25' x 75'	
E25080	25' x 80'	
E25085	25' x 85'	
E25090	25' x 90'	
E25095	25' x 95'	
E25100	25' x 100'	

30 FT. WIDE		
Item #	Size	
E30030	30' x 30'	
E30035	30' x 35'	
E30040	30' x 40'	
E30045	30' x 45'	
E30050	30' x 50'	
E30055	30' x 55'	
E30060	30' x 60'	
E30065	30' x 65'	
E30070	30' x 70'	
E30075	30' x 75'	
E30080	30' x 80'	
E30085	30' x 85'	
E30090	30' x 90'	
E30095	30' x 95'	
E30100	30' x 100'	

40 FT. WIDE		
Item #	Size	
E40040	40' x 40'	
E40045	40' x 45'	
E40050	40' x 50'	
E40055	40' x 55'	
E40060	40' x 60'	
E40065	40' x 65'	
E40070	40' x 70'	
E40075	40' x 75'	
E40080	40' x 80'	
E40085	40' x 85'	
E40090	40' x 90'	
E40095	40' x 95'	
E40100	40' x 100'	

50 FT. WIDE		
Item #	Size	
E50050	50' x 50'	
E50055	50' x 55'	
E50060	50' x 60'	
E50065	50' x 65'	
E50070	50' x 70'	
E50075	50' x 75'	
E50080	50' x 80'	
E50085	50' x 85'	
E50090	50' x 90'	
E50095	50' x 95'	
E50100	50' x 100'	
E50150	50' x 150'	
E50200	50' x 200'	

* This size liner will ship ground.

POLYETHYLENE POND LINER



- Linear low density polyethylene is available in 20, 30 & 40 mil.
- Each liner is custom built to your specifications.
- Backed by a twenty-year warranty.

Full installation services are available nationwide for liners too large to ship.

PE Liner	Max. 1 pc. size
20 mil	40,000 sq. ft.
30 mil	26,500 sq. ft.
40 mil	20,000 sq. ft.

*This size liner will ship ground.

20 MIL	Size	Sq. Ft.
	* 25' x 30'	750
	* 25' x 40'	1,000
	* 25' x 50'	1,250
	25' x 60'	1,500
	25' x 70'	1,750
	37.5' x 50'	1,875
	37.5' x 60'	2,250
	37.5' x 70'	2,625
	37.5' x 80'	3,000
	37.5' x 100'	3,750
	50' x 50'	2,500
	50' x 60'	3,000
	50' x 70'	3,500
	50' x 80'	4,000
	50' x 100'	5,000
	50' x 120'	6,000
	62.5' x 60'	3,750
	62.5' x 80'	5,000
	62.5' x 100'	6,250
	62.5' x 120'	7,500

30 MIL	Size	Sq. Ft.
	25' x 30'	750
	25' x 40'	1,000
	25' x 50'	1,250
	25' x 60'	1,500
	25' x 70'	1,750
	37.5' x 50'	1,875
	37.5' x 60'	2,250
	37.5' x 70'	2,625
	37.5' x 80'	3,000
	37.5' x 100'	3,750
	50' x 50'	2,500
	50' x 60'	3,000
	50' x 70'	3,500
	50' x 80'	4,000
	50' x 100'	5,000
	50' x 120'	6,000
	62.5' x 60'	3,750
	62.5' x 80'	5,000
	62.5' x 100'	6,250
	62.5' x 120'	7,500

40 MIL	Size	Sq. Ft.
	25' x 30'	750
	25' x 40'	1,000
	25' x 50'	1,250
	25' x 60'	1,500
	25' x 70'	1,750
	37.5' x 50'	1,875
	37.5' x 60'	2,250
	37.5' x 70'	2,625
	37.5' x 80'	3,000
	37.5' x 100'	3,750
	50' x 50'	2,500
	50' x 60'	3,000
	50' x 70'	3,500
	50' x 80'	4,000
	50' x 100'	5,000
	50' x 120'	6,000
	62.5' x 60'	3,750
	62.5' x 80'	5,000
	62.5' x 100'	6,250
	62.5' x 120'	7,500



UNIVERSAL REPAIR TAPE

Repairs Polyethylene liners. Simply clean and dry the damaged area and apply the patch. No chemical or activators necessary. Not recommended for splicing liner together.

- Measures 4" wide

Item #	Size
M-50	50' Roll
M-50-LF	Linear Foot

HOW TO CALCULATE WHAT SIZE LINER YOU WILL NEED.

The basic formula for determining liner size is:

Length + (Depth x 2) + (Overlap x 2) = Length of Liner

Width + (Depth x 2) + (Overlap x 2) = Width of Liner

We recommend a 2' overlap on all sides of water feature.

Be sure to measure the longest, widest & deepest points of your water feature to use in the formula in order to ensure the accurate size.

POND LINER UNDERLAY



Underlay increases pond liner life and makes liners more puncture resistant by protecting them from sharp objects in the soil.

Underlay stabilizes ground under the liner to keep EPDM and other pond liners from over-stretching. 6 oz weight.

Size
5' x 300' roll
10' x 300' roll
15' x 300' roll

Item #	Size
U10010	10' x 10'
U10020	10' x 20'
U10030	10' x 30'
U10040	10' x 40'
U10050	10' x 50'
U10060	10' x 60'
U10070	10' x 70'
U10080	10' x 80'
U10090	10' x 90'
U10100	10' x 100'

Item #	Size
U10015	10' x 15'
U15015	15' x 15'
U15020	15' x 20'
U15025	15' x 25'
U15030	15' x 30'
U15035	15' x 35'
U15040	15' x 40'
U15045	15' x 45'
U15050	15' x 50'



FIRESTONE 3" SEAM TAPE

Dbl. Sided

Item #	Size
W56RAC1698	25'
W56RAC1603	100'



Sgl. Sided

FIRESTONE 6" COVER TAPE

Item #	Size
W56RAC1693	25'
W56RAC1616	100'
W56RAC1616-LF	



Sgl. Sided

FIRESTONE FORM FLASH - 9" X 50"

Item #
W56RAC1650
W56RAC1650-LF



(2) 6" x 6" sq.ft.
2 oz. bottle.

FIRESTONE EPDM REPAIR KIT

Item #
W56RAC0030



FIRESTONE PREFORMED PIPE FLASHING/BOOT

Fits 1" to 6.875" OD

Item #
W563581063



FIRESTONE SILICONE ROLLER

Handle: 4" Roller: 1.5" Dia.

Item #
W563582023



FIRESTONE CORNER FLASHING

Item #
W56RAC1646



6" Centers

FIRESTONE 10' TERMINATION BAR

Item #
W56RAC3061



FIRESTONE QUICKSCRUBBER KIT

Includes 4 handles & 30 Pads

Item #
W563582045

FIRESTONE SINGLE PLY LVOC PRIMER

Item #	Size
W563587112	Qt.
W563587111	Gal.



FIRESTONE QUICK ROLLER

Handle: 42" Roller: 3.75" Dia.

Item #
W563582026



FIRESTONE QUICK PRIME PLUS

Covers 200-250 sqft/gal -1 side.

Item #	Size
W56RAC1695	Qt.
*W563587041	Gal.
*W563587044	3 Gal.

FIRESTONE WATER BLOCK

Covers approx. 10'. Will not set up.
Not to be an exposed caulk. Covers 20 to 22 L.F.

Item #	Size
W563587071	10 oz.

FIRESTONE BONDING ADHESIVE

40-60 sqft/gal

Item #	Size
*W563587052	1 Gal
*W56358705L (for Cali.)	5 Gal

FIRESTONE SPLICE ADHESIVE

Covers 150 LF

Item #	Size
*W563587058	1 Gal

FIRESTONE LAP SEALANT HS

Covers 20-22 LF

Item #	Size
W563587031	11 oz.



MAJESTIC PONDS EPDM REPAIR KIT

Identical to the Firestone EPDM repair kit,
but at a much better price.

Item #
RK1000

* FEDEX HAZ MAT FEE = \$39.00 OR FREIGHT HAZ MAT FEE = \$19.00



ATLANTIC SMALL POND KITS

- Atlantic PS3900 Pond Skimmer
- Atlantic BF1600 FilterFalls
- Atlantic TT Series Pump
- Pond Liner Underlay
- 45 mil EPDM Pond Liner
- 25' x 1 1/2" PVC Flex Tubing
- Auto-Fill Kit
- Fittings
- Waterfall Foam (12 oz can)
- Thread Sealant
- PVC Glue
- Written Instructions
- * **Ships Freight Truck**

Item #	Pond Size	Pump	Liner Size
*PK161015	6' x 11'	TT2000	10' x 15'
*PK161515	11' x 11'	TT3000	15' x 15'



ATLANTIC MEDIUM POND KITS

- Atlantic PS4600 Pond Skimmer
- Atlantic BF1900 FilterFalls
- Atlantic TT Series Pump
- Pond Liner Underlay
- 45 mil EPDM Pond Liner
- 25' x 2" PVC Flex Tubing
- (2) SOLW2 Pond Lights
- SOL30X4 Transformer
- Auto-Fill Kit
- Fittings
- Waterfall Foam (2 - 12 oz. cans)
- Thread Sealant
- PVC Glue
- Written Instructions
- * **Ships Freight Truck**

Item #	Pond Size	Pump	Liner Size
*PK191515	11' x 11'	TT4000	15' x 15'
*PK191520	11' x 16'	TT5000	15' x 20'



ATLANTIC LARGE POND KITS

- Atlantic PS7000 Pond Skimmer
- Atlantic BF2600 FilterFalls
- Atlantic TT Series Pump
- Pond Liner Underlay
- 45 mil EPDM Pond Liner
- 25' x 2" PVC Flex Tubing
- (2) SOLW2 Pond Lights
- SOL30X4 Transformer
- Auto-Fill Kit
- Fittings
- Waterfall Foam (2 - 12 oz. cans)
- Thread Sealant
- PVC Glue
- Written Instructions
- * **Ships Freight Truck**

Item #	Pond Size	Pump	Liner Size
*PK261520	11' x 16'	TT5000	15' x 20'
*PK262020	16' x 16'	TT6000	20' x 20'



ATLANTIC EXTRA LARGE POND KITS

- Atlantic PS15000 Pond Skimmer
- Atlantic BF3800 FilterFalls
- Atlantic TT Series Pump
- Pond Liner Underlay
- 45 mil EPDM Pond Liner
- 50' x 3" PVC Flex Tubing
- (2) SOLW2 Pond Lights
- SOL30X4 Transformer
- Auto-Fill Kit
- Fittings
- Waterfall Foam (2 - 12 oz. cans)
- Thread Sealant
- PVC Glue
- Written Instructions
- * **Ships Freight Truck**

Item #	Pond Size	Pump	Liner Size
*PK382025	16' x 21'	TT9000	20' x 25'
*PK382530	21' x 26'	A-31	25' x 30'



ATLANTIC SMALL POND-FREE WATERFALL KIT

Includes:

- PV1700 Vaults
- SP1600 Fastfalls
- 2x Eco-Blox
- Underlayment
- 1 1/2" x 25' Tubing
- Fittings
- Waterfall Foam (12 oz can)
- Thread Sealant
- PVC Glue
- Written Instructions
- * Ships Freight Truck

Item #	Stream Size	Pump	Liner Size	Basin Size
*PK1716PL	16" - 24" x 6'	TT3000	10' x 15'	48" x 30" x 18"



ATLANTIC 2'X6' LARGE POND-FREE WATERFALL KIT

Includes:

- PV1800 Vaults
- SP1900 Fastfalls
- 3x Eco-Blox
- Underlayment
- 2" x 25' Tubing
- Fittings
- Waterfall Foam (2 - 12 oz cans)
- Thread Sealant
- PVC Glue
- Written Instructions
- * Ships Freight Truck

Item #	Stream Size	Pump	Liner Size	Basin Size
*PK1819PL	16" - 24" x 6'	TT4000	10' x 15'	54" x 32" x 18"



ATLANTIC 32"x10' LARGE POND-FREE WATERFALL KITS

Includes:

- PV1800 Vaults
- SP2600 Fastfalls
- 5x Eco-Blox
- Underlayment
- 2" x 25' Tubing
- Fittings
- Waterfall Foam (2 - 12 oz cans)
- Thread Sealant
- PVC Glue
- Written Instructions
- * Ships Freight Truck

Item #	Stream Size	Pump	Liner Size	Basin Size
*PK1826PL	26" - 32" x 10'	TT5000	10' x 20'	54" x 48" x 18"





AQUASCAPE DIY BACKYARD POND KIT

- Signature Series 1000 BioFalls & BioBalls
- Signature Series 200 Pond Skimmer
- AquaSurge 2000 pump
- Water treatment starter package
- 1 1/2" x 25' flexible PVC pipe
- All necessary fittings, silicone, and waterfall foam.
- EPDM liner and underlayment

Aquascape's most popular DIY pond kit takes the guesswork out of trying to assemble the perfect combination of equipment.

Item #	Pond Kit Size	Gallons	Underlay	Liner Size
99763	4' x 6' x 2'	250	80 sqft	8' x 10'
99764	6' x 8' x 2'	500	120 sqft	10' x 12'
99765	8' x 11' x 2'	1,000	180 sqft	12' x 15'

AQUASCAPE SMALL POND KIT



- Signature Series 400 Pond Skimmer
- Signature Series 1000 BioFalls Filter w/Rock Tray, BioBalls media and Net
- AquaSurge 3000 pond pump
- Dual Union Check Valve
- Flexible PVC pipe - 1 1/2" x 25'
- Automatic Dosing System w/ "Maintain for Ponds" Water Treatment
- 12' x 15' EPDM Liner and 180 sqft Underlayment
- Installation Kit
- Welcome Kit

Item #	Pump Type	Kit Size	Liner/Underlay Size
53033	AquaSurge 3000	8' x 11'	12' x 15' / 180 sqft

AQUASCAPE MEDIUM POND KITS



- Signature Series 1000 Pond Skimmer
- Signature Series 2500 BioFalls Filter with rock tray, filter media with net and Faux rock lip
- Choice of Pond Pump
- Dual Union Check Valve 2.0
- Flexible PVC Pipe—2" x 25'
- Lighting Package
 - (2) 3-Watt Spotlight
 - 1-Watt Waterfall Light
 - 60-Watt Low Voltage Transformer with Photocell
 - 3-Way Quick-Connect Splitter
 - 25' Quick-Connect Extension Cable
- Automatic Dosing System for Ponds with Maintain for Pond water treatment
- 15' x 20' EPDM Pond Liner & 300 sqft of Underlayment
- Installation Kit
- Welcome Kit
- **MUST SHIP VIA FREIGHT TRUCK**

Item #	Pump Type	Kit Size	Liner/Underlay Size
53034	AquaSurge Pro 2000-4000	11' x 16'	15' x 20' / 300 sqft
53035	Tsurumi 3PL	11' x 16'	15' x 20' / 300 sqft

AQUASCAPE LARGE POND KITS



- Choice of Pond Pump
- Dual Union Check Valve 2.0
- Flexible PVC Pipe—2" x 50'
- Lighting Package
 - o (2) 3-Watt Spotlight
 - o 1-Watt Waterfall Light
 - o 60-Watt Low Voltage Transformer with Photocell
 - o 3-Way Quick-Connect Splitter
 - o 25' Quick-Connect Extension Cable
- Automatic Dosing System for Ponds with Maintain water treatment
- 25' x 30' EPDM Pond Liner & 750 sqft of Underlayment
- Installation Kit
- Welcome Kit
- **MUST SHIP VIA FREIGHT TRUCK**

Item #	Pond Kit Size	Pump	Pump Type	Liner/Underlay Size
53036	21' x 26'	7,793 gph	AquaSurge Pro 4000-8000	25' x 30' / 750 sqft
53037	21' x 26'	6,900 gph	Tsurumi 9PL	25' x 30' / 750 sqft
53063	21' x 26'	9,574 gph	SLD 5000-9000	25' x 30' 750 sqft



AQUASCAPE DELUXE POND KITS

- Signature Series BioFalls Filter with rock tray, filter media with net and Faux rock lip
- AquaSurge Adjustable Flow Pond Pump
- Dual Union Check Valve 2.0
- Flexible PVC Pipe
- Color Changing Lighting Package
 - o Smart Control Hub
 - o (2) 4.5-Watt Color-Changing Spotlight
 - o 2-Watt Color-Changing Waterfall Light
 - o 150-Watt Low Voltage Transformer with Photocell
 - o 3-Way Color-Changing Splitter
 - o 25' Color-Changing Extension Cable
- Automatic Dosing System for Ponds with Maintain water treatment
- Pond Powerhead
- Faux Driftwood 30"
- EPDM Pond Liner & Underlayment
- Installation Kit
- Welcome Kit
- **MUST SHIP VIA FREIGHT TRUCK**

Item #	Pond Kit Size	Liner Size	Underlay	Skimmer	Filter	Pump	Tubing
53066	11' x 16' x 2'	15' x 20'	300 sqft	Signature Series 1000	Signature Series 2500 BioFalls	AquaSurge 2000-4000	2" x 25'
53067	21' x 26' x 2'	25' x 30'	750 sqft	Signature Series 1000	Signature Series 6000 BioFalls	AquaSurge 4000-8000	2" x 50'

AQUASCAPE BACKYARD WATERFALL LANDSCAPE FOUNTAIN KIT



- Waterfall Spillway 12"
- AquaBasin 45
- AquaSurge 2000 Pond Pump
- Flexible PVC—1.5" x 15'
- AquaSurge Low Suction Intake Attachment
- 45 mil EPDM Liner—7.5' x 7.5'
- (2) Underlayment—7.5' x 1'
- Installation Kit
- Welcome Kit
- **MUST SHIP VIA FREIGHT TRUCK**

Item #	Pump	Basin Dimensions	Spillway
83013	AquaSurge 2000	44.5" x 44.5" x 16"	12"

AQUASCAPE SMALL PONDLESS WATERFALL KIT W/6' STREAM



- Waterfall Spillway 22"
- Pondless Waterfall Vault
- (3) AquaBlox Small Water Storage Module
- AquaSurge 2000-4000 Adjustable Flow Pond Pump
- Flexible PVC Pipe—1.5" x 25'
- Dual Union Check Valve 2.0
- Automatic Dosing System for Fountains with Prevent water treatment
- 45 mil EPDM Liner
 - 10' x 10' (reservoir)
 - 8' x 10' (stream)
- Underlayment—100 sq. ft.
- Installation Kit
- Welcome Kit
- **MUST SHIP FREIGHT TRUCK**

Item #	Max Flow	Spillway Width
53038	3,947 gph	22"

AQUASCAPE DIY BACKYARD WATERFALL KIT



- Waterfall Spillway 22"
- Pondless® Waterfall Vault
- (2) AquaBlox® - Small
- EcoWave® 2000 Pond Pump
- Kink-Free 1.5" x 25'
- 45 mil EPDM Liner—10' x 12'
- Underlayment—105 sqft
- Installation Kit
- Welcome Kit

Item #	Kit Size	Max Flow
83001	3' x 5'	2,000 gph

AQUASCAPE MEDIUM PONDLESS WATERFALL KIT W/16' STREAM



- Waterfall Spillway 22"
- Pondless Waterfall Vault
- (5) AquaBlox Small Water Storage Module
- Choice of Pump
- Flexible PVC Pipe—2" x 25'
- Dual Union Check Valve 2.0
- Automatic Dosing System for Fountains with Prevent water treatment
- Led Lighting Package
 - (2) 1-Watt Waterfall Light
 - 60-Watt Low Voltage Transformer with Photocell
 - 3-Way Quick-Connect Splitter
 - 25' Quick-Connect Extension Cable
- 45 mil EPDM Liner
 - 10' x 12' (reservoir)
 - 10' x 20' (stream)
- Underlayment—120 sq. ft.
- Installation Kit
- Welcome Kit
- **MUST SHIP FREIGHT TRUCK**

Item #	Pump	Max Flow	Spillway
53039	AquaSurge Pro 2000-4000	3,947 gph	22"
53040	Tsurumi 3PL	3,000 gph	22"
53064	SLD 4000-7000	7,127 gph	22"

AQUASCAPE LARGE PONDLESS WATERFALL KIT W/26' STREAM



- Waterfall Spillway 22"
- Pondless Waterfall Vault
- Pondless Waterfall Vault with Extension
- (5) AquaBlox Small Water Storage Module
- Choice of Pump
- Flexible PVC Pipe—2" x 50'
- Dual Union Check Valve 2.0
- Led Lighting Package
 - (3) 1-Watt Waterfall Light
 - 60-Watt Low Voltage Transformer with Photocell
 - 3-Way Quick-Connect Splitter
 - 25' Quick-Connect Extension Cable
- Automatic Dosing System for Fountains with Prevent water treatment
- 45 mil EPDM Liner
 - 12' x 15' (reservoir)
 - 10' x 30' (stream)
- Underlayment—180 sq. ft.
- Installation Kit
- Welcome Kit
- **MUST SHIP VIA FREIGHT TRUCK**

Item #	Pump	Max Flow
53041	AquaSurge Pro 4000-8000	7,793 gph
53042	Tsurumi 5PL	5,100 gph
53065	SLD 5000-9000	9,574 gph



- Includes Smart Control Products for Wi-Fi Controllability
- Waterfall Spillway 22"
- Pondless Waterfall Vault (26" includes extension)
- (5) AquaBlox Small Water Storage Module

AQUASCAPE DELUXE PONDLESS WATERFALL KITS

- AquaSurge 2000-4000 Adjustable Flow Pond Pump
- Flexible PVC Pipe-2" x 25'
- Dual Union Check Valve 2.0
- Color Changing Lighting Package
- Smart Control Hub
 - 2-Watt Color-Changing Waterfall Light
 - 60-Watt Low Voltage Quick-Connect Transformer
 - 3-Way Color-Changing Splitter
 - 25' Color-Changing Extension Cable
- Automatic Dosing System for Fountains with Prevent water treatment
- Faux Driftwood 35"
- 45 mil EPDM Liner
 - 10' x 12' (reservoir)
 - 10' x 20' (stream)
- Underlayment-120 sq. ft.
- Installation Kit
- Welcome Kit
- **MUST SHIP VIA FREIGHT TRUCK**

Item #	Stream Size	Liner Size (Stream)	Liner Size (Reservoir)	Underlay	Waterfall Lights	AquaBlox	Pump	Tubing
53068	16'	10' x 20'	10' x 12'	120 sqft	2	5 - Small	AquaSurge 2000-4000	2" x 25'
53069	26'	10' x 30'	12' x 15'	180 sqft	3	5 - Large	AquaSurge 4000-8000	2" x 50'



ATLANTIC-OASE PUMP VAULTS

- Atlantic's newly redesigned Pump Vaults occupy the same footprint as an Eco-Blox
- Vaults are rotomolded of virtually indestructible polyethylene for long, worry-free service
- Extremely strong low profile vault lids fit all sizes and can be removed without gravel falling in
- Flat panels accommodate up to 3" plumbing and auto fills
- Either slotted side of Vault handles double the rated flow so one side can be blocked by liner without effecting capacity
- Remote Pump Vault allows submersible pump location outside of lined reservoir

Item #	Model	For Use With	Max. Flow	Dimensions
89583	PV7500	Eco-Blox Small	7,500 gph	27" W x 16" L x 20.75" H
89584	PV15000	Eco-Blox	15,000 gph	27" W x 16" L x 27" H



ATLANTIC-OASE PUMP VAULTS

Accommodates flow rates up to 15,000 gph. Includes heavy-duty lid, 18" opening, cut lines for pump discharge, and flat panels for custom plumbing.

Item #	Dimensions	Max. Flow
PV1700	17" W x 12" L x 22.5" H	3,900 gph
PV1800	18" Dia. x 24" H	10,000 gph
PV2300	23" Dia. x 30" H	15,000 gph



ATLANTIC-OASE PUMP VAULT EXTENSION

Increase the holding capacity of the Atlantic Pump Vault with an Atlantic Pump Vault Extension.

Item #	Vault	Extends	Dimensions
PV18EXT	PV1800	17"	16.5" Dia. x 19.5" H
PV23EXT	PV2300	17"	21.5" Dia. x 19.5" H



AQUASCAPE PONDLESS WATERFALL VAULT



- Designed for the AquaBlox to sit on top of the bottom shelf.
- Extra large opening allows for a wider range of pumps, with 3" plumbing, that can be used.
- 16" x 16" Lid includes a built-in water level inspection port, allowing it to be buried out of site.

Item #	Dimensions	Max. Flow
49000	23" L x 18" W x 25.5" H	12,500 gph



AQUASCAPE PONDLESS WATERFALL VAULT EXTENSION

The Pondless Waterfall Vault Extension slides onto the Pondless Waterfall Vault, increasing the height for deeper basins using the large AquaBlox. Is required with the AquaScape 49000 when using larger pumps with 3" plumbing.

Item #	Dimensions
49001	16" L x 16" W x 9" H



LITTLE GIANT SIMPLY FALLS PUMP VAULT

- Vault is rotational molded polyethylene for durability
- Sturdy vault lid allows you to conceal the unit with rocks, gravel, plants, etc.
- Pre-drilled 3" discharge port takes the hassle out of installation
- Wall ridges provide added strength
- Multiple inlet vents allows unit to collect water at a rapid pace
- 1 Year Warranty

Item #	Dimensions	Max. Flow
566410	19" Dia. x 25" H	15,000 gph

AQUASCAPE WATERFALL SPILLWAY



- The Waterfall Spillway is an ideal solution for starting waterfalls on Pondless Waterfall systems.
- The Waterfall Spillway is also an excellent choice for designing additional waterfalls and streams onto new or existing ponds.
- With the Waterfall Spillway you can build behind hardscape walls to provide a more formal waterfall design.
- Includes: 2" MPT x slip & 2" MPT x 1.5" barbed
- Lifetime warranty

Item #	Wier	Max Flow	Outlet	Dimensions
77023	12"	4,000 gph	2" FPT	14" x 15" x 5.5"
77000	22"	7,500 gph	2" FPT	24" x 17.5" x 5"

ATLANTIC PROFESSIONAL FASTFALLS



SP1600



SP1900



SP2600



SP3800

- Spillway boxes diffuse incoming water flow to create the starting point of Pond-free streams and falls
- Atlantic FastFalls are designed to make plumbing the top of the waterfall as easy as possible
- Innovative rear liner attachment simplifies installation and eliminates leakage due to settling
- Crush-proof design with internal baffles stabilized by support cones carries the weight of the largest large rock and stone
- Reinforced spillway lip retains rock, gravel, mulch or soil and can be planted to blend seamlessly into the surrounding landscape
- FastFalls includes installation kit, male thread adapter and one-piece liner flange
- Molded support cones give the Pro FastFalls incredible strength and help diffuse the water flow.
- Two internal baffles slow down the water's velocity and ensure even water distribution across the spillway.
- Raised front radius holds back any loose gravel, soil or mulch used to camouflage the top of the unit.
- Pro FastFalls are completely sealed except for the spillway opening. This design eliminates any chance of leakage due to 'over pumping'.
- Molded gussets support the spillway lip.
- Pro FastFalls come with an installed 2" or 3" FPT Spinweld fitting.
- One-piece liner flange and moulded inserts ensure a watertight liner attachment every time.
- Lifetime Warranty

Item #	Max Pump Flo	Wier	Bulkhead	Dimensions
SP1600	3000 gph	16"	1 1/2"	16 1/2" x 9 1/2" x 7 1/4"
SP1900	4000 gph	19"	2"	20.5" x 17" x 10.25"
SP2600	6000 gph	26"	2"	27.5" x 17" x 10.25"
SP3800	9000 gph	38"	3"	39.5" x 17" x 10.25"



WATERSCAPES FASTFALLS

- Bulkhead
- Liner attachment flange
- Splash reduction foam
- Flange installs under weir
- Top grate
- Lifetime warranty

Item #	Max Pump Flo	Wier	Bulkhead	Dimensions
SP1400	2000 gph	14"	1 1/2"	16" x 11" x 9"



ATLANTIC ECO-BLOX

- Holds 3x more water than traditional gravel basins
- Strongest water matrix blocks available
- 8 panel construction for exceptional strength
- 1/2" x 3/4" hole size can be used with smaller gravel
- New slide lock connection system
- Holds up to 14,000 lbs
- 1 year warranty

Item #	Description	Capacity	Dimensions
ECOBLOX	Eco-Blox	31.5 Gallons	16" x 27" x 17.5"
74270	Eco-Blox Small	15.5 Gallons	16" x 27" x 9"



AQUASCAPE AQUABLOX

Aquablox is a lightweight structure that provides area or void space for various water storage projects. They can easily support the weight of ornamental rocks and gravel. Max weight: 5,472 lbs.

Item #	Size	Capacity	Dimensions
29492	Large	32 Gallons	26 1/2" x 16" x 17 1/2"
29491	Small	17 Gallons	26 1/2" x 16" x 9 1/2"

ATLANTIC WALL SPOUTS AND LIGHTS



WSV-S (Bronze)
WSCV-S (Copper)

WSR-O (Bronze)
WSCO-O (Copper)


WSM-S (Bronze)
WSCM-S (Copper)

WSR-O (Bronze)
WSCR-O (Copper)

- Solid brass fixtures
- Choose from four architectural designs with oil rubbed bronze or antique copper finish to fit any style
- Integrated drip edge to eliminate backflow down the wall
- Includes grounding lug for bonded systems
- For use with Formal Spillway and Flexible Hardscape Basins
- Lights require an SOLCCMX3 or SOLCCMX7 transformer (pg 67).

Item #	Description	Flow Rate	Projection	Inlet	Dimensions
WSV-S	Verona - Bronze Spout	600 gph	14" - 16" at 18" H & 600 gph	1 1/2" FPT	7" W x 4 3/4" D x 7" H
WSCV-S	Verona - Copper Spout	600 gph	14" - 16" at 18" H & 600 gph	1 1/2" FPT	7" W x 4 3/4" D x 7" H
WSM-S	Mantova - Bronze Spout	600 gph	14" - 16" at 18" H & 600 gph	1 1/2" FPT	5" W x 4 3/4" D x 5" H
WSCM-S	Mantova - Copper Spout	600 gph	14" - 16" at 18" H & 600 gph	1 1/2" FPT	5" W x 4 3/4" D x 5" H
WSR-O	Ravenna - Bronze Spout	600 gph	14" - 16" at 18" H & 600 gph	1 1/2" FPT	5" W x 5 3/4" D x 6" H
WSCR-O	Ravenna - Copper Spout	600 gph	14" - 16" at 18" H & 600 gph	1 1/2" FPT	5" W x 5 3/4" D x 6" H
WSO-O	Olivett - Bronze Spout	600 gph	14" - 16" at 18" H & 600 gph	1 1/2" FPT	6" W x 4 1/2" D x 5" H
WSCO-O	Olivett - Copper Spout	600 gph	14" - 16" at 18" H & 600 gph	1 1/2" FPT	6" W x 4 1/2" D x 5" H
WWSL2	Warm White Light	600 gph	14" - 16" at 18" H & 600 gph	1 1/2" FPT	1 1/2" L x 1 1/2" W D x 1 5/8" H
CCSL2	Color Changing Light	2 watt spotlight	12 volt	1 MPT	

ATLANTIC STAINLESS STEEL & COPPER SPILLWAYS




Spillways provide an enticing and durable focal point for fresh water applications in the hardscape. Atlantic spillways replace 4" wall blocks for easy and convenient installation in garden wall block construction. Heavy-gauge construction for ageless durability. 316 Stainless Steel Spillways were specifically designed for use with chlorinated water and features an integrated grounding lug for use in bonded systems.

- 5" lip extension
- Fully welded enclosure
- Load bearing body design
- 1 year warranty

Item #	Wier	Material	Max Flow	Inlet	Projection	Dimensions
SS12	12"	304 Stainless Steel	1,200 gph	1 1/2" FPT	9" - 10" @ 18" H & 1,200 gph	12" x 8 1/2" x 4"
SS24	24"	304 Stainless Steel	2,400 gph	1 1/2" FPT	9" - 10" @ 18" H & 2,400 gph	24" x 8 1/2" x 4"
SS36	36"	304 Stainless Steel	3,600 gph	1 1/2" FPT	9" - 10" @ 18" H & 3,600 gph	36" x 8 1/2" x 4"
SS12-316	12"	316 Stainless Steel	1,200 gph	1 1/2" FPT	9" - 10" @ 18" H & 1,200 gph	12" x 8 1/2" x 4"
SS24-316	24"	316 Stainless Steel	2,400 gph	1 1/2" FPT	9" - 10" @ 18" H & 2,400 gph	24" x 8 1/2" x 4"
SS36-316	36"	316 Stainless Steel	3,600 gph	1 1/2" FPT	9" - 10" @ 18" H & 3,600 gph	36" x 8 1/2" x 4"
CS12	12"	Copper Finish	1,200 gph	1 1/2" FPT	9" - 10" @ 18" H & 1,200 gph	12" x 8 1/2" x 4"
CS24	24"	Copper Finish	2,400 gph	1 1/2" FPT	9" - 10" @ 18" H & 2,400 gph	24" x 8 1/2" x 4"
CS36	36"	Copper Finish	3,600 gph	1 1/2" FPT	9" - 10" @ 18" H & 3,600 gph	36" x 8 1/2" x 4"

ATLANTIC WATERWALL SPILLWAYS



- Vertically oriented spillway simplifies the construction of water walls, weeping wall and rain curtains
- Revolutionary concept of spillway as a decorative focal point eliminates the need for valances
- Heavy-gauge 316 stainless steel construction ensures durability under even the harshest conditions
- Bottom inlet accommodates wood-framed or masonry walls with facades up to 1½" thick
- 1½" female threaded inlet and center rear bonding lug facilitate hidden in-wall plumbing connections.
- Flow Rate:
Smooth Surfaces 750 - 1,500 gph
Rough Surfaces 1,500 - 3,000 gph
- 3 year warranty

Item #	Material	Weir	Inlet	Dimensions
SWS24-316	Stainless Steel	24"	1 1/2" FPT	24" W x 5 1/4" D x 3 1/2" H
CWS24-316	Copper Finish	24"	1 1/2" FPT	24" W x 5 1/4" D x 3 1/2" H

ATLANTIC COPPER FOUNTAIN BOWLS



CB30R4



CB36R0



CB26R6



CB16P

The Atlantic-OASE Fountain Bowls are a stylish and elegant addition to any landscape or hardscape and are crafted out of solid copper. Copper Fountain Bowls may be used alone as a decorative accent in fountains or ponds or to start a waterfall and are designed to form a natural patina over time.

- 30" diameter bowl features a 4" spillway for a gentle water flow and calming effect
- 36" Copper Fountain Bowl is designed to overflow around its entire perimeter into either a FB4600 Fountain Basin or an Eco-Rise System
- 30" Copper Fountain Bowl and Pedestal may be used in combination with 36" Copper Fountain Bowl on an Eco-Rise System
- Bowls feature dual 1½" FIPT inlets and standpipe for lighting and water supply
- Dual inlets allow water supply to be plumbed independently from lighting cords. Use the Cord Seal Fitting to pass the light cord into the bowl through the second inlet
- 26" diameter bowl features four 6" spillways, dual 1" FIPT inlets and standpipe for lighting and water supply
- Pedestal of solid reinforced copper is designed to securely elevate all Copper Fountain Bowls and Copper Spillway Bowls by 8"
- Spillways are sized at 6" for maximum water flow and visual effect
- Dual inlets allow water supply to be plumbed independently from lighting cords. Use the Cord Seal Fitting to pass the light cord into the bowl through the second inlet
- 26" Copper Fountain Bowl is designed to sit on a FB4600 Fountain Basin on top of the Pedestal
- Use 12" Splash Rings with 26" Copper Fountain Bowl on FB4600 to control splash
- 3 year warranty

Item #	Description	Max Flow	Inlet	Dimensions
CB30R4	30" Copper Bowl w/ 4" Spillway	750 gph	(2) 1 1/2" fpt	30"W x 33"D x 14 1/2"H
CB36R0	36" Copper Bowl	2,400 gph	(2) 1 1/2" fpt	36" Dia. x 14 1/2"H
CB26R6	26" Copper Bowl w/ (4) 6" Spillways	2,400 gph	(2) 1 1/2" fpt	29"W x 29"D x 10"H
CB16P	Copper Pedestal for Copper Bowls	—	—	16"L x 16"W x 8"H

ATLANTIC ROUND COPPER BOWL SPILLWAY



- Atlantic Copper Spillway Bowls are crafted out of solid copper
- Copper Spillway Bowls are designed to form a natural patina over time
- All spillways are sized at 12" for maximum water flow and visual effect
- All Bowls feature dual 1.5" FIPT inlets and solid copper standpipe for lighting and water supply
- Dual inlets allow water supply to be plumbed independently from lighting cords.
- Optional Solid Copper Pedestal allows bowls to be elevated 8"
- Copper Spillway Bowls Are designed to work with the CFBASINKIT12
- 3 year warranty

Item #	Spillway	Flow Rate	Inlet	Dimensions
73853	12"	1,200 gph	(2) 1.5" fpt	27.5" x 26" x 10"

ATLANTIC SQUARE COPPER BOWL SPILLWAY



- Atlantic Copper Spillway Bowls are crafted out of solid copper
- Copper Spillway Bowls are designed to form a natural patina over time
- All spillways are sized at 12" for maximum water flow and visual effect
- All Bowls feature dual 1.5" FIPT inlets and solid copper standpipe for lighting and water supply
- Dual inlets allow water supply to be plumbed independently from lighting cords.
- Optional Solid Copper Pedestal allows bowls to be elevated 8"
- Copper Spillway Bowls Are designed to work with the CFBASINKIT12
- 3 year warranty

Item #	Spillway	Flow Rate	Inlet	Dimensions
73854	12"	1,200 gph	(2) 1.5" fpt	27.5" x 26" x 10"



ATLANTIC COLORFALLS

- 5" Lip Extension
- 1 1/2" FPT Inlets
- 12V Transformer
- 30' Cord
- 1 year warranty

12" Colorfalls



24" Colorfalls



36" Colorfalls



Item #	Description	Max Flow	Volts/Watts	Projection	Max Height	Dimensions
CF12B	12" Colorfalls Blue LED	1,000 gph	12/3	13" - 15" @ 18" H & 1,000 gph	20"	12" x 8" x 3 1/2"
CF12W	12" Colorfalls Crystal White LED	1,000 gph	12/3	13" - 15" @ 18" H & 1,000 gph	20"	12" x 8" x 3 1/2"
CF12SW	12" Colorfalls SOL White LED	1,000 gph	12/3	13" - 15" @ 18" H & 1,000 gph	20"	12" x 8" x 3 1/2"
CF24B	24" Colorfalls Blue LED	2,000 gph	12/6	13" - 15" @ 18" H & 2,000 gph	30"	24" x 8" x 3 1/2"
CF24W	24" Colorfalls Crystal White LED	2,000 gph	12/6	13" - 15" @ 18" H & 2,000 gph	30"	24" x 8" x 3 1/2"
CF24SW	24" Colorfalls SOL White LED	2,000 gph	12/6	13" - 15" @ 18" H & 2,000 gph	30"	24" x 8" x 3 1/2"
CF36B	36" Colorfalls Blue LED	3,000 gph	12/9	13" - 15" @ 18" H & 3,000 gph	40"	36" x 8" x 3 1/2"
CF36W	36" Colorfalls Crystal White LED	3,000 gph	12/9	13" - 15" @ 18" H & 3,000 gph	40"	36" x 8" x 3 1/2"
CF36SW	36" Colorfalls SOL White LED	3,000 gph	12/9	13" - 15" @ 18" H & 3,000 gph	40"	36" x 8" x 3 1/2"
CFBRUSH	Colorfalls Cleaning Brush	—	—	—	—	8 1/2" L x 1/4" W

ATLANTIC STAINLESS STEEL SPLASH RING



Atlantic Water Gardens new Stainless Steel Splash Rings tame errant droplets and complement formal spillways, with 304 stainless mesh and sides so all you see is polished steel. Eliminates splash and reduces evaporation. 3 year warranty.

Item #	Material	Dimensions
CFSR12	Stainless Steel	16" W x 8" D x 1 1/2" H
CFSR24	Stainless Steel	28" W x 8" D x 1 1/2" H
CFSR36	Stainless Steel	40" W x 8" D x 1 1/2" H
CFCR12	Copper Finish	16" W x 8" D x 1 1/2" H
CFCR24	Copper Finish	28" W x 8" D x 1 1/2" H
CFCR36	Copper Finish	40" W x 8" D x 1 1/2" H

ATLANTIC FORMAL SPILLWAY BASIN KITS



- Colorfalls basin
- TT Series pump
- 10' of 1 1/2" flexible PVC pipe
- AF 1000 Auto Fill
- Splash mat
- Plumbing
- PVC Spray glue
- Adjustment Valve
- * Ships Freight Truck

Item #	Description	Recommended Spillways	Pump	Basin Dimensions
CFBASINKIT12	12" Basin Kit	12"	TT1500	20" x 20" x 16"
CFBASINKIT24	24" Basin Kit	24"	TT3000	44" x 22" x 16"
*CFBASINKIT36	36" Basin Kit	36"	TT4000	56" x 24" x 16"

ATLANTIC COLORFALLS BASINS



- Prefiltered pump chamber
- One-piece construction
- Built in plumbing channels
- Can be installed above or below ground
- Lifetime warranty
- * Ships Freight Truck

Item #	Capacity	Dimensions
CFBASIN12	18 Gallons	20" x 20" x 16"
CFBASIN24	33 Gallons	44" x 22" x 16"
*CFBASIN36	42 Gallons	56" x 24" x 16"

ATLANTIC COLORFALLS BASIN ACCESSORIES



CFSPMA12



CFSPMA36

Item #	Name
CFMA12	Replacement Matala Pad
CFMA24-36	Replacement Matala Pad
CFSPMA12	12" Anti-Splash Mat (17" x 17" x 1")
CFSPMA24	24" Anti-Splash Mat (41" x 19" x 1")
CFSPMA36	36" Anti-Splash Mat (53" x 21" x 1")
CFSPMA2820	28" Anti-Splash Mat (28" x 20' x 1")

ATLANTIC COLOR CHANGING COLORFALLS PROJECT BUNDLES



- Project Bundles are an assembly of all Atlantic components needed to add a water feature to a new or existing hardscape
- Color Changing Colorfalls Project Bundles include Color Changing Colorfalls, Formal Spillway Basin, pump, plumbing and glue
- Project Bundles shown with circle stone and 4" x 8" x 12" stone, but adapt to a variety of engineered stone sizes
- Choose from 3 different spillway widths and basin to fit any location
- Project Bundle shows Color Changing Colorfalls at 16" above basin level, but plumbing will accommodate varying heights

Item #	Description	Spillway	Basin	Pump	Tubing
87755	BNDL CC12	12" Color Changing Colorfalls	CFBASINKIT12	TT1500	1.5" x 9' Sch 40 Flexible PVC
87756	BNDL CC24	24" Color Changing Colorfalls	CFBASINKIT24	TT3000	1.5" x 9' Sch 40 Flexible PVC
87757	BNDL CC36	36" Color Changing Colorfalls	CFBASINKIT36	TT4000	1.5" x 9' Sch 40 Flexible PVC


ATLANTIC STAINLESS STEEL SPILLWAY PROJECT BUNDLE



- Project Bundles are an assembly of all Atlantic components needed to add a water feature to a new or existing hardscape
- Spillway Project Bundles include 304 Stainless Steel Spillway, Flexible Hardscape Basin, pump, plumbing and glue
- Bundles install directly into 4" x 8" x 12" stone enclosures, but adapt to a variety of engineered stone sizes
- Two Spillway options, brushed stainless or copper finish, and 3 Flexible Hardscape Basin colors adapt to any design scheme
- Project Bundle shows Spillway at 22" above water level, but plumbing will accommodate varying heights

Item #	Description	Spillway	Pump	Basin Color	Basin Capacity	Basin Dimensions
87762	BNDL SS24B	24" Stainless Steel Spillway	TT3000	Black Flex Liner	80 gal	48"W x 24"D x 16"H
87763	BNDL SS24G	24" Stainless Steel Spillway	TT3000	Grey Flex Liner	80 gal	48"W x 24"D x 16"H
87766	BNDL SS24T	24" Stainless Steel Spillway	TT3000	Tan Flex Liner	80 gal	48"W x 24"D x 16"H
87758	BNDL CS24B	24" Copper Finish Spillway	TT3000	Black Flex Liner	80 gal	48"W x 24"D x 16"H
87759	BNDL CS24G	24" Copper Finish Spillway	TT3000	Grey Flex Liner	80 gal	48"W x 24"D x 16"H
87761	BNDL CS24T	24" Copper Finish Spillway	TT3000	Tan Flex Liner	80 gal	48"W x 24"D x 16"H

ATLANTIC COPPER SPILLWAY BOWL PROJECT BUNDLE



- Project Bundles are an assembly of all Atlantic components needed to add a water feature to a new or existing hardscape
- Copper Spillway Bowl Project Bundles include 26" Copper Spillway Bowl, Flexible Hardscape Basin, pump, plumbing and glue
- Bundles install directly into 4" x 8" x 12" stone enclosures, but adapt to a variety of engineered stone sizes
- Two Copper Bowl styles, round or square, and three Flexible Hardscape Basin colors accommodate various architectural styles
- Project Bundle shows Copper Spillway Bowl at 22" above water level, but plumbing will accommodate varying heights

Item #	Description	Spillway	Pump	Basin Color	Basin Capacity	Basin Dimensions
87767	BNDL CB26R12B	26" Round Copper Spillway Bowl	TT1500	Black Flex Liner	80 gal	48"W x 24"D x 16"H
87768	BNDL CB26R12G	26" Round Copper Spillway Bowl	TT1500	Grey Flex Liner	80 gal	48"W x 24"D x 16"H
87770	BNDL CB26R12T	26" Round Copper Spillway Bowl	TT1500	Tan Flex Liner	80 gal	48"W x 24"D x 16"H
87771	BNDL CB26S12B	26" Square Copper Spillway Bowl	TT1500	Black Flex Liner	80 gal	48"W x 24"D x 16"H
87772	BNDL CB26S12G	26" Square Copper Spillway Bowl	TT1500	Grey Flex Liner	80 gal	48"W x 24"D x 16"H
87773	BNDL CB26S12T	26" Square Copper Spillway Bowl	TT1500	Tan Flex Liner	80 gal	48"W x 24"D x 16"H

ATLANTIC HAMMERED BRASS BOWLS



- Atlantic Hammered Brass Bowls are handcrafted of solid brass in two styles, with matching pedestal for dual bowl installations
- Acid wash finish imparts an attractive, unique patina to the surface making each bowl one-of-a-kind
- Solid brass standpipes create a bubbling fountain effect at the top of both overflowing and spillway styles and support Atlantic Ring Lights
- Dual 1.5" inlets allow water supply to be plumbed independently from lighting cords using Atlantic's Cord Seal Fitting

Item #	Description	Max Flow	Weight	Vase Color	Inlet	Dimensions
88833	36" Hammered Brass Bowl	2,000-3,000 gph	70 lbs	Hammered Brass	(2) 1.5" fpt	36" Dia x 14.5"H
88832	30" Hammered Brass Bowl - 4" Spillway	400 gph	59 lbs	Hammered Brass	(2) 1.5" fpt	30" Dia x 14.5"H
88834	Pedestal	—	19 lbs	Hammered Brass	—	16"W x 16"D x 8"H



ATLANTIC AURA VASES

- Vases complement any landscape, hardscape or poolscape with the timeless beauty of brass
- Atlantic Aura Vases are hand-hammered of solid brass in three sizes and two styles
- Acid wash finish imparts an attractive, unique patina to the surface making each vase one-of-a-kind
- Solid brass standpipes create a bubbling fountain effect at the top of both overflowing and spillway styles and support Atlantic Ring Lights
- Dual threaded inlets allow water supply to be plumbed independently from lighting cords using Atlantic's Cord Seal Fitting

Item #	Description	Max Rates	Weight	Vase Color	Inlet	Dimensions
88826	24" Aura Vase	500-1,000 gph	35 lbs	Hammered Brass	(2) 1.5" fpt	16.25" Dia x 24"H
88828	32" Aura Vase	750-1,500 gph	57 lbs	Hammered Brass	(2) 1.5" fpt	21.75" Dia x 32"H
88830	40" Aura Vase	1,000-2,000 gph	90 lbs	Hammered Brass	(2) 1.5" fpt	27" Dia x 40"H



ATLANTIC AURA VASES

- Vases complement any landscape, hardscape or poolscape with the timeless beauty of brass
- Atlantic Aura Vases are hand-hammered of solid brass in three sizes and two styles
- Acid wash finish imparts an attractive, unique patina to the surface making each vase one-of-a-kind
- Solid brass standpipes create a bubbling fountain effect at the top of both overflowing and spillway styles and support Atlantic Ring Lights
- Dual threaded inlets allow water supply to be plumbed independently from lighting cords using Atlantic's Cord Seal Fitting

Item #	Description	Max Flow	Weight	Vase Color	Inlet	Dimensions
88827	24" Aura Vase - 4" Spillway	400 gph	35 lbs	Hammered Brass	(2) 1.5" fpt	16.25" Dia x 24"H
88829	32" Aura Vase - 4" Spillway	600 gph	57 lbs	Hammered Brass	(2) 1.5" fpt	21.75" Dia x 32"H
88831	40" Aura Vase - 4" Spillway	800 gph	90 lbs	Hammered Brass	(2) 1.5" fpt	27" Dia x 40"H



ATLANTIC FOUNTAIN BASINS

- One-piece construction provides exceptional strength
- Built-in channels simplify installation, allowing the plumbing to be run on top of the basin
- Molded cones support the top panel
- Recessed pocket accepts Triton 3-Way Diverter (FB4600 only)
- 1 1/2" conduit recesses allow for clean installation in surrounding masonry
- Flat panel for optional AF1000 Auto Fill installation
- Lifetime warranty

* Ships Freight Truck

Item #	Capacity	Holding Weight	Max Flow	Plumbing Size	Dimensions
FB2400	20 Gallons	200 lbs Dispersed Weight	750 gph	Up to 3/4"	24" x 24" x 13"H
FB3200	32 Gallons	400 lbs Dispersed Weight	2,000 gph	(3) 3/4" or (1) 1"	32" Dia. x 13" H
*FB4600	67 Gallons	1,200 lbs Dispersed Weight	4,000 gph	(3) 3/4" or (1) 1 1/2"	46" Dia. x 13" H

ATLANTIC FOUNTAIN BASIN KIT



- Single ball valve (Single Kit)
- Triton 3-way manifold (3-Way Kit) - 1 1/2" FPT x 3/4" Barbed
- 6' (Single Kit) / 20' (3-Way Kit) of 3/4" kink free hose
- 3/4" insert x 3/4" socket fittings
- 1 1/2" cord stoppers for conduit
- Cord Seal Fitting fits inside 1.5" socket fittings to create a leak-proof seal around 0.125" - 0.375" cords

Item #	Name
FBKIT1	Single Hose Fountain Basin Kit
FBKIT3	3-Way Fountain Basin Kit
TR3WAY	Triton 3-Way Diverter Valve
CSEAL15	Cord Seal Fitting



ATLANTIC ECO-RISE

The Eco-Rise is an extremely strong radial structure that handles the weight of heavier statuary, vases, and columns while providing a broad stable base over Eco-Blox reservoirs. For use with 3/4" - 1 1/2" tubing. Lifetime warranty.


Item #	Description	Max Load	Dimensions
74970	20" Eco-Rise	3,000 lbs	20" Dia. x 3"
88837	12" Eco-Rise	3,000 lbs	12" Dia. x 2 2/4"
89581	Eco-Rise Diverter Valve	1.5" socket / 2" spigot	-



ATLANTIC FLEXIBLE HARDSCAPE BASINS

- Atlantic's Flexible Basins are the easiest way to waterproof your block installation
- Welded corner construction for professional appearance
- Reinforced PVC construction with fold out flaps anchors liner under capstones
- Available in tan, grey and black & up to 8' wide
- Conveniently pre-punched, with 10' backing plates and bulkheads to plumb submersible or external pumps
- Perfect for Atlantic's Scupper and Wall Spouts

Item #	Width	Color	Capacity	Bulkhead	Dimensions
FF4216G	48"	Grey	80 gal	1 1/2" w/Backing Plate	4' W x 2' D x 16" H
FF4216T	48"	Tan	80 gal	1 1/2" w/Backing Plate	4' W x 2' D x 16" H
FF4216B	48"	Black	80 gal	1 1/2" w/Backing Plate	4' W x 2' D x 16" H
FF6216G	72"	Grey	120 gal	(2) 1 1/2" w/Backing Plates	6' W x 2' D x 16" H
FF6216T	72"	Tan	120 gal	(2) 1 1/2" w/Backing Plates	6' W x 2' D x 16" H
FF6216B	72"	Black	120 gal	(2) 1 1/2" w/Backing Plates	6' W x 2' D x 16" H
FF8216G	96"	Grey	160 gal	(2) 1 1/2" w/Backing Plates	8' W x 2' D x 16" H
FF8216T	96"	Tan	160 gal	(2) 1 1/2" w/Backing Plates	8' W x 2' D x 16" H
FF8216B	96"	Black	160 gal	(2) 1 1/2" w/Backing Plates	8' W x 2' D x 16" H



AQUASCAPE AQUABASINS

The Aquascape AquaBasins are made of high-density polyethylene. The double walled structure gives it superior strength and weight distribution. The pre-drilled hole in the center makes it easy to hook up plumbing. Its innovative design provides water feature owners and installers with features and benefits that eliminate guesswork, improve water circulation, increase accessibility, and ensure a lifetime of enjoyment. Lifetime warranty.

* Ships Freight Truck

Item #	Size	Volume	Weight Capacity	Basin Dimensions	Access Panels	Pump Size
78223	AquaBasin 30	27 Gallons	500 lbs	30" x 30" x 12"	1	Up To 2,000 GPH
*78224	AquaBasin 45	98 Gallons	1,500 lbs	44.5" x 44.5" x 16"	1	Up To 4,000 GPH



AQUASCAPE DECOBASIN

The light weight and durable DecoBasin has a 52" splash skirt to prevent leakage or over splash. It holds 15 gallons of water and can accommodate pumps up to 1,500 GPH. The DecoBasin is quick and easy to install. The large center hole provides easy pump access for maintenance.

Item #	Weight Capacity	Dimensions
60000	50 lbs	22" Dia. x 14 1/4"



NELSON WATER GARDENS BASINS

Nelson Water Gardens Disappearing Fountain Reservoirs are designed and manufactured in the U.S.A! They come in three sizes to fit almost any application (2'x2', 3'x3', and 4'x4'). Square reservoirs hold 27% more water and have 27% more surface area than circular reservoirs, thus giving you more volume. Our material is not brittle and is not subject to sun damage which leads to cracking. NWG Reservoirs WILL NOT crack due to age! NWG grating is TOUGH!!! When supported properly from below, we've set a 1,450 lb. piece of petrified wood (diameter at base is 20") on our grating inside a 4' x 4' basin. *** Ships freight truck**

Item #	Size	Volume	Basin Dimensions	Access Panels
DFR22	Small Basin	30 Gallons	24" x 24" x 12"	1
* DFR33	Medium Basin	67 1/2 Gallons	36" x 36" x 12"	1
* DFR44	Large Basin	120 Gallons	48" x 48" x 12"	1



HUDSON WATER FILL VALVE

- Up to 1.5 gpm flow rate at working pressure of 8-65 psi
- Works great in Signature Series Pond Skimmers & Pondless Waterfall Vault
- Mounting plate allows 4" setting adjustments
- Includes quick-connect fitting for 1/4" poly pipe
- Can also be used with 1/2" PVC by using the Fill Valve Irrigation Conversion Kit (#01008)

Item #
29469



ATLANTIC AUTO-FILL KIT

- Includes adaptors for garden hose or 1/2" irrigation line.
- White floater is about 4 1/2" long.
- About 8" long total.
- 2" max. diameter.

Item #
AF1000

AQUASCAPE FILL VALVES



Fill Valve 200



Fill Valve

The Water Fill 200 includes fittings for 1/2" poly pipe and 1/2" PVC. Compact Fill Valve includes fittings for 1/2" poly pipe, 1/2" PVC, 1/4" poly pipe, or garden hose.

Item #	Description
88006	Compact Fill Valve
29272	Water Fill Valve 200



LITTLE GIANT AUTO-FILL KIT

- 1/2" MPT Auto-Fill Valve
- 1/2" Barb Adaptor, 1/2" Female Adaptor, 3/4" Garden Hose Adaptor

Item #
566286



USE WITH
VICTRONIC
UVC

OASE BIOTEC SCREENMATIC POND FILTERS

The BioTec ScreenMatic2 is a multi-zone filter for ponds 4,500-38,000 gallons depending on the fish load. This advanced, innovative filter offers multiple features including automatic debris separation using the self-cleaning screen, a double-sealed motor, a larger sludge basket, a new filter foam design, and optimized water level control. All features ensure longer filter service life, improved filtration, and reduced maintenance. This eco-friendly filter

promises a healthy and algae-free pond. Intelligent cleaning sensors & Optimized water distributors

Sensors detect the pollutant level and automatically activate the screen. An active LED display shows the required cleaning measures. Manual belt run is now possible via a push button. The water distributors ensure an ideal water flow over a broad range of pumps, with no clogging.

- Highly effective flow-through filter
- Significantly less maintenance is required, thanks to coarse debris extraction, upstream from the filter inlet.
- Automatically driven self cleaning of the Screenmatic sieve
- Sludge drain with slide valve for removing debris from filter system
- Cleaning of filter foams directly in the filter, without removal.
- Direct connection possibility for Bitron C UVC clarifiers
- Different filter materials for optimal settlement of filter biology.
- 2 year warranty + 1 year upon product registration
- **SHIPS FREIGHT TRUCK**

ACCESSORIES

Item #	Description
48780	Red Foam Replacement Pad
48781	Blue Foam Replacement Pad

Item #	Description	Max Flow	Outlet	Inlet	Pond Volume	Dimensions	Cord
*42975	Screenmatic 2 18000	2,000 gph	3"	1", 1 1/4", 1 1/2" (x2)	Up to 18,000 gal	23" W x 31" L x 21.5" H	23.4'
*44120	Screenmatic 3 24000	3,300 gph	4"	1", 1 1/4", 1 1/2" (x2)	Up to 24,000 gal	23" W x 31" L x 25.4" H	23.4'
*42976	Screenmatic 2 38000	4,600 gph	4"	1", 1 1/4", 1 1/2", 2" (x2)	Up to 38,000 gal	31.5" W x 47" L x 30" H	23.4'

USE WITH
VICTRONIC
UVC

OASE BIOSMART 5000, 10000

- Oxygen enrichment of water via built-in venturi-driven air injector.
- Special filter foams, red and blue for highly effective elimination of toxic ammonia, and green for elimination of toxic nitrites.
- Convenient "white glove" filter foam cleaning via built-in mechanism. No need to remove the filter pads from the filter.
- Removal of sludge by simply pulling up the integrated slide valve to open the side drain.

- Adapters for 3/4" - 1 1/2" tubing are included.
- 3" discharge adapter included
- 3 year warranty

ACCESSORIES

Item #	Name
40974	Red Foam Replacement Pad
40975	Blue Foam Replacement Pad
40976	Green Foam Replacement Pad

Item #	Description	Max Flow	Outlet	Inlet	Pond Volume	Dimensions
56929	5000	2,700 gph	3"	1 1/2" threaded (x2)	Up to 5,000 gal	22" x 22" x 16"
56930	10000	3,600 gph	3"	1 1/2" threaded (x2)	Up to 10,000 gal	22" x 30" x 16"

OASE PROFICLEAR PREMIUM COMPACT - EGC - PUMP FED



See Page 41 For full description

- Innovative Rotary Drum Filter technology utilizes a rotating screen to remove debris and moving bed filtration to strip ammonia and nitrites from the water.
- Integrated Sieve screens filter down to 60 microns (Compact M) / 80 microns (Compact L).
- Hel-X-13 bio-media provides a larger surface area for settlement of microorganisms effectively decomposing nutrients and pollutants in the water.
- 40L of Hel-X filter media included and can decompose up to 10 oz. (272g) of food waste per day.
- Includes connection kit for air pumps with different outlet sizes.
- Fully controllable through the OASE Easy Garden Control (EGC) connection and Controller using an app on your smartphone or tablet (iOS or Android).
- Included 2 year warranty + 1 with online registration
- **SHIPS FREIGHT TRUCK**

ACCESSORIES

Item #	Name
72731	Additional Pack Hel-X 13 mm 25L Media
73373	PondPads 10L

Item #	Description	Flow Rate	Outlet	Inlet	Discharge	Max Pond Vol	Watts	Volts	Dimensions	Cord Length
72374	ProfiClear Compact M	2,113 – 5,283 gph	4"	2"	3" / 4"	21,000 gal	870 (cleaning)	120	34.8" x 37" x 32"	16.4' + 3.3' unit
73379	ProfiClear Compact L	2,113 – 5,283 gph	4"	3"	3" / 4"	31,500 gal	870 (cleaning)	120	53" x 35.5" x 32.5"	16.4' + 3.3 unit

OASE PROFICLEAR PREMIUM COMPACT - L - GRAVITY FED



- OASE ProfiClear Premium is a fully automatic gravity-fed, flow through self-cleaning drum filter that polishes water
- Aligned plumbing connections simplify adding Individual Modules and Moving Bed Modules to increase capacity of filtration system
- Moving Bed System with Hel-X Bio-media provides optimal biological filtration of up to 14 oz. of food waste per day
- Micro control system offers a choice of manual cleaning, time interval cleaning or full automatic cleaning via sensor

- Fully control your ProfiClear Compact with the Easy Garden Control (EGC) system from anywhere in the world (sold separately)
- **SHIPS FREIGHT TRUCK**

ACCESSORIES

Item #	Name
72731	Additional Hel-X-13 Filter Media
73373	Pond Pads 10L

Item #	Description	Flow Rate	Outlet	Inlet	Discharge	Max Pond Vol	Watts	Volts	Dimensions
89194	ProfiClear Compact L	2,113 - 3,170 gph	4"	3"	3" / 4"	31,500 gal	870 (cleaning)	120	53" x 35.5" x 32.5"

OASE PROFICLEAR INDIVIDUAL MODULE



- OASE's Individual Module houses pump in gravity fed systems and provides space for additional filtration
- The two baskets in the flow area can be filled with up to 8 liters/488 cubic inches of Hel-X filter media for additional filtration capacity
- Modules allow easy adaptation of the filter system to meet any design requirement
- Integrated slide valve on the bottom allows filter to be easily drained for cleaning or winterization
- **SHIPS FREIGHT TRUCK**

Item #	Description
89195	ProfiClear Individual Module

OASE PROFICLEAR MOVING BED MODULE



- Included 50 liters of Hel-X decompose approximately 12 oz. of waste per day and can be increased to 75 L per module/18 oz. of waste per day
- Sludge drain flushes debris out and winterizes with the simple pull of a handle
- Pre-installed aerator bar provides optional oxygen enrichment and mixing to keep biofilm debris free and thriving by adding an AquaOxy 450 (sold separately)
- Hel-X media can be switched out for PondPads if additional waste removal is needed
- **SHIPS FREIGHT TRUCK**
- OASE's Moving Bed Module attaches to the ProfiClear Premium Compact-L Gravity-fed filter in series to provide additional biological filtration
- Innovative Hel-X bio-media provides tremendous protected surface area for colonizing beneficial bacteria (245 ft²/ft³)

Item #	Description
89196	ProfiClear Moving Bed Module



OASE PROFISKIM 100

- Skimmers pull debris off the surface of the pond before it can sink to the bottom
- OASE ProfiSkim low profile body is ideal for shallow water or regeneration zones from 14" to 21" in depth
- Can clean up to 860 sq. ft. of surface area
- Included adapter allows for use with pump-fed and gravity-fed systems
- Large, easy-to-clean stainless steel basket with 8mm mesh

Item #
89197

WATERSCAPES FILTERFALLS



BF1250

- Extra wide spillway enhances the waterfall & aerates the water.
- Open swirl chamber lets water flow evenly & efficiently through filter media.
- Three separate filtering actions for clean water.
- Includes filter media bag (media sold separately)
- Black polyethylene container is warranted for life
- Designed to be camouflaged with natural materials and plants.
- Extra large container holds more bacteria for a cleaner pond.
- Includes top and bottom grate. (Top Grate for BF1500 is not available)
- Lifetime Warranty

ACCESSORIES

Item #	Name
MT1000	Filter Mat for BF1000
MT1250	Filter Mat for BF1250
MT1500	Filter Mat for BF1500

Item #	Weir	Bulkhead	Rec Flow	Dimensions
BF1250	17"	1.5" FPT	3,000 gph	19" W x 22.5" L x 14" H

ATLANTIC FILTERFALLS



BF3800



BF2600



BF1900



BF1600

- The included heavy-duty removable top grate allows natural rock camouflage.
- Support bars add stability and reinforce top grate.
- Media bag and Bio-Tech media provide max surface area for development of beneficial bacteria (media sold separately).
- Dual Bio-Tech filter mats for exceptional biological filtration.
- Sturdy bottom grate supports filter media.
- 2" or 3" heavy-duty FPT bulkhead for high flow rates.
- Bulkhead is centered on the back of unit.
- Rolled upper rim provides clean lines and incredible strength.
- Bottom chamber will accept bulkhead on all sides while bottom cones reduce surface area for more efficient back flushing.
- One-piece liner flange allows easy, leak-free attachments of FilterFalls to pond liner.
- Lifetime Warranty.

* Oversized FedEx Shipping Charge

Item #	Weir	Bulkhead	Rec. Flow	Max Pond Volume	Dimensions
BF1600	16"	1.5" FPT	1,000 - 3,900 gph	1,250 gal	21.5" W x 19.5" L x 17.75" H
BF1900	19"	2" FPT	2,500 - 4,000 gph	2,000 gal	28" W x 25" D x 21.5" H
BF2600	26"	2" FPT	4,000 - 6,000 gph	4,000 gal	34.5" W x 25" D x 23" H
*BF3800	38"	3" FPT	6,000 - 8,000 gph	8,000 gal	46.5" W x 30" D x 23" H

ATLANTIC-OASE FILTERFALLS ACCESSORIES

Item #	Name
MT1600	Filter Mat for BF1600
MT1900	Filter Mat for BF1900
MT2600	Filter Mat for BF2600
MT3800	Filter Mat for BF3800

Item #	Name
MA1600	Matala Filter for BF1600
MA1900	3 Stage Matala Filter for BF1900
MA2600	3 Stage Matala Filter for BF2600
MA3800	3 Stage Matala Filter for BF3800

Item #	Name
BFK100	Backflush & Drain Kit
BB0500	Bio-Rocks
BB1500	1.5" Bio-Balls - 150pcs



6000

2500

AQUASCAPE SIGNATURE SERIES BIOFALLS

Made from durable rotational molded polyethylene ensuring maximum strength. Reversal waterfall lip. Expanded surface area filter mats. Brass hardware resists corrosion. Circular shape provides maximum strength and makes it easy to camouflage into the landscape. Filter media is sold separately.

- 2 Poly-Flo ESA biological filter mats
- Filter support rack
- 2 inlet ports
- Patented non-cross threading screws
- Reversible waterfall lip
- Lifetime Warranty
- Removable upper tray

* Ships Freight Truck

Item #	Weir	Pond Size	Bulkhead	Fittings	Max Flow	Dimensions
09020	21 1/2"	2,500 Gallons	(2) 2" FPT	2" Slip	5,000 gph	24" L x 29 1/2" W x 20" H
*29319	28"	6,000 Gallons	(2) 2" FPT	2" Slip	15,000 gph	40" L x 45" W x 29 1/2" H
*29384	28"	6,000 Gallons	(2) 3" FPT	3" Slip	15,000 gph	40" L x 45" W x 29 1/2" H



AQUASCAPE 1000 BIOFALLS FILTER

Provides complete mechanical and biological filtration. Requires cleaning only once a year. Can be buried to create a stream or raised to be the start of a waterfall. Filter media is sold separately.

- 2 biological filter mats
- Detachable waterfall lip
- Corrosion resistant hardware
- 2" fip bulkhead port, 1-1/2" Slip & 1-1/2" Barbed
- Lifetime Warranty

Item #	Weir	Pond Size	Max Flow	Dimensions
99774	15"	1,000 gallons	3,000 gph	17.5" x 20 1/2" x 17"

AQUASCAPE BIOFALLS ACCESSORIES

Item #	Name
99776	Filter Mat for MicroFalls - 14" x 15" x 2"
29010	Filter Mat for BioFalls 2500 - 18" x 22" x 2"
29318	Filter Mat for BioFalls 6000 - 29" x 23" x 2"

Item #	Name
29078	Filter Mat for Grande BioFalls - 57" x 29" x 2"
98464	100 pcs BioBalls 1-1/2" dia.
56014	1,000 pcs BioBalls 1-1/2" dia. (Contractor Pack)



AQUASCAPE POND WATERFALL FILTER

The Aquascape Pond Waterfall Filter is the ideal DIY solution for filtering small ponds and water features up to 1,000 gallons, including pre-formed

ponds or container water gardens. The Pond Waterfall Filter provides efficient mechanical filtration, biological filtration, and crucial aeration while creating a beautiful waterfall.

- For pumps up to 5,000 GPH
- Includes: Filter support rack, filter mat, biological filter media net (filter media not included)
- Compatible with most 1", 1.25", and 1.5" tubing
- 5 year warranty

Item #	Weir	Pond Size	Max Flow	Dimensions
77020	12"	1,000 gallons	5,000 gph	20" x 15" x 12.5"



AQUASCAPE SUBMERSIBLE POND FILTER

The Aquascape Submersible Pond Filter provides efficient mechanical and biological filtration, keeping pond water clean, clear, and healthy. The large surface area of the

removable cage prevents large debris from clogging the filter and significantly decreases maintenance. The low-profile filter contains a pre-filtration sponge pack ideal for capturing smaller debris.

- Includes: Ceramic filtration rings, pre-filtration sponge, multi-hose adapter
- 3/4" MPT
- 3 year limited warranty

Item #	Pond Size	Max Flow	Dimensions
95110	800 gallons	1,300 gph	13" x 11" x 5"



SAVIO LIVINGPONDS WATERFALL FILTER

- 22" waterfall weir
- Complete filtration for ponds up to 5000 gallons
- Advanced biological filtration
- Connect filters together for more filtration
- Comes with one Spring-flo media
- 1 1/2" FPT Inlet & Drain Outlet
- 5 year warranty

Item #	Weir	Max Flow	Dimensions
F100	22"	5,000 gph	23.4" W x 22" L x 30.5" H



SAVIO REPLACEMENT MAT

Item #
RF001



SAVIO SPRING-FLO FILTER MEDIA

Item #
SF01
SF05



SAVIO LIVINGPONDS VERSATILE FILTER

- 2" discharge
- Can be located up to 10' away
- Complete filtration for ponds up to 5000 gallons
- Connect filters together for more filtration
- Comes with one Spring-flo media
- 1 1/2" FPT Inlet & Drain Outlet
- 5 year warranty

Item #	Outlet	Max Flow	Dimensions
F200	2"	3,000 gph	23.4" W x 22" L x 30.5" H

OASE FILTOCLEAR

Easy Clean technology - Rotary switch on "Filter"

The UVC clarifier eliminates algae and reduces pathogens. Then the *treated* water flows through the fine mechanical and large pored biological filter elements of the filter unit that decompose the pollutants and clarify the water.

Easy Clean technology - Rotary switch on "Clean"

Turning the rotary switch activates the cleaning function. Then move the cleaning lever up and down to *squeeze out* the filter elements. Simultaneously clean water flows into the filter and forces the polluted water out of the unit. Then you simply return the switch to the filter position.

- Combination of mechanical biological cleaning and effective UVC technology
- Patented Easy-Clean technology for easy cleaning without opening the filter
- Cleaning and backflush function can be easily operated on the cover
- Max head pressure for the pump is 17 feet
- 2 year warranty

ACCESSORIES

Item #	Description
40970	FiltoClear 3000 Foam Set
41255	FiltoClear 4000 Foam Set
40971	FiltoClear 8000 Foam Set
40965	FiltoClear 3000 - 18W UV bulb
41011	FiltoClear 4000 - 24W UV bulb
40967	FiltoClear 8000 - 55W UV bulb
46981	Decorative Rock Cover For FiltoClear



Item #	FiltoClear	UV	Pond Vol.	Max. Flow	Inlet/Outlet	Watts	Cord	Dimensions
40346	3000	18 W	Up to 3,000 gal.	2,000 gph	1 1/2", 2"	18 W	15 feet	15" Dia. x 20" H
56425	4000	24 W	Up to 4,000 gal.	3,000 gph	1 1/2", 2"	30 W	15 feet	15" Dia. x 25" H
56435	8000	55 W	Up to 8,000 gal.	4,000 gph	1 1/2", 2"	55 W	15 feet	15" Dia. x 30" H

OASE BIOPRESS UVC

The entry level among the OASE pressure filters with reliable filtration capacity and basic functions. Varying filter media for the best filter biology and effective nutrient decomposition. Integrated UV Clarifier for eliminating bad bacteria / pathogens, green water, and turbidity. Easy, patented cleaning function using the integrated handle so there is no need to remove the cover.

- Combination of mechanical biological cleaning and effective UVC technology
- Ideal for supplying higher elevated waterfalls
- Quick release provides easy filter opening and closing for maintenance purposes
- Canister portion of the unit can be buried and concealed
- Supplied with all hose connections for fast and trouble free installation
- Bio-media is included with BioPress UVC 1600 & 2400
- Max head pressure for the pump is 17 feet
- 2 year warranty

ACCESSORIES

Item #	Description
46971	BioPress 1000 Foam Set
40969	BioPress 1600 & 2400 Foam Set
40963	BioPress 1000 - 7W UV bulb
40964	BioPress 1600 & 2400 - 9W UV bulb
46981	Decorative Rock Cover For BioPress



Item #	FiltoClear	UV	Pond Vol. no Fish	Max. Flow	Inlet/Outlet	Watts	Cord	Dimensions
45451	BioPress 1000	7 W	1,000 gal.	1,050 gph	3/4", 1", 1 1/4", 1 1/2"	9 W	10 feet	8.9" Dia. x 13.2" H
40348	BioPress 1600	9 W	1,600 gal.	2,000 gph	3/4", 1", 1 1/4", 1 1/2"	10 W	10 feet	13.8" Dia. x 17.7" H
45452	BioPress 2400	9 W	2,400 gal.	2,120 gph	3/4", 1", 1 1/4", 1 1/2"	10 W	10 feet	13.8" Dia. x 22.4" H

AQUASCAPE ULTRAKLEAN BIOLOGICAL PRESSURIZED FILTERS

The Aquascape UltraKlean Biological Pressure Filter with a high output ultraviolet clarifier/sterilizer and an integrated electronic bulb-saver option, provides pond owners with optimum water conditions and crystal clear pond water. The unique sponge-free design minimizes maintenance and maximizes efficient mechanical and biological filtration. Simple-to-use cleaning feature allows for the unit to be back washed in less than five minutes without opening the canister.

- Efficiently traps dirt and debris and eliminates green water
- Includes Aquascape UltraKlean Bio-Media and T5 high-output ultraviolet clarifier/sterilizer
- 3 year warranty

ACCESSORIES

Item #	Description	Used On
95030	14W UV Bulb - G2	UltraKlean 2000
95031	28W UV Bulb - G2	UltraKlean 3500
95078	UV Sleeve	UltraKlean 2000
95079	UV Sleeve	UltraKlean 3500



Item #	Description	Max Flow	UV	Pond Size	Outlet/Inlet	Cord	Dimensions
95053	UltraKlean 2000	2,700	14 W	2,000 gallons	(3) 1", 1.25", 1.5"	20'	13" dia. x 17"
95054	UltraKlean 3500	5,200	28 W	3,500 gallons	(3) 1", 1.25", 1.5"	20'	13" dia. x 21 1/2"

PONDMASTER CLEARGUARD PRESSURIZED POND FILTERS



- Easy-to-use and versatile with 7 functions: filter, backwash, rinse, winterize, empty, circulate, and close
- Reusable pad removes fine debris and polishes water fast
- Includes UV light

- Combination of biological & mechanical media for maximum water clarity and healthier ponds
- Includes both slip & barbed fittings
- Max pressure is 15 psi
- 1 year warranty


ACCESSORIES

Item #	Description
15660	Small Air Kit
15670	Large Air Kit
15612	9 Watt UV Sleeve
15615	9 Watt UV Bulb
15650	Clearguard Media

Item #	Description
15822	18 Watt UV Sleeve
15628	18 Watt UV Bulb
15640	Foam Pad
15645	Foam Pad

Item #	Pond Size	UV Light	Pump Size	Fittings	Dimensions	Backwash Air System
05615	2,700 gal	9 watt	up to 3,000 gph	1/4" to 1 1/2" barb	17 1/2" Dia. x 19" H	15660 (Optional)
05625	5,500 gal	18 watt	up to 5,500 gph	1 1/2" slip & 2" barb	17 1/2" Dia. x 29" H	15660 (Optional)
05635	8,000 gal	18 watt	up to 8,000 gph	1 1/2" slip & 2" barb	17 1/2" Dia. x 35" H	15670 (Optional)
05645	16,000 gal	18 watt	up to 9,000 gph	3" slip & barb	25" Dia. x 40" H	15670 (Optional)

PONDMASTER SUBMERSIBLE FILTERS



- Connect to intake side of pump
- Multiple units can be connected to one pump
- Tubing and fittings included
- For in pond use
- Recommended for small ponds only
- 1 year warranty

Item #	Name	Compatible Pumps	Pond Size	Outlet	Filter Media	Dimensions
02205	PM500	Pond Mag 2-3	Small	3/4" I.D.	Carbon & Coarse Polyester	9" x 9"
02211	PM1000	Pond Mag 2-7	Small to Medium	3/4" I.D.	Carbon & Coarse Polyester	12" x 12"
02200	PM2000	Pond Mag 9.5-18	Medium to Large	1" I.D.	Coarse Polyester & Foam	12" x 24"

PONDMASTER PM1000 & PM2000 SUBMERSIBLE FILTERS ACCESSORIES

Item #	Name
12201	Poly Pad Replacement (3 pk.)
12202	(1) Carbon & (1) Coarse Replacement Pad
12203	Carbon Replacement Pad (single pk.)

Item #	Name
12204	Course Replacement Pad (single pk.)
12205	Foam Replacement Pad (2 pk)
12305	Bio-foam Replacement Blocks for PM2000 (4 pk)



PONDMASTER PUMP/FILTER COMBO

Includes pump, PM1000 filter, bell & adjustable fountainheads, tubing & fittings. 18' cord. 5 year warranty.

Item #	Name	Pond Size	Pump
02213	PMK 1350	800 Gal.	Pond-Mag 3
02215	PMK 1500	1,000 Gal.	Pond-Mag 5
02217	PMK 1700	1,250 Gal.	Pond-Mag 7



AQUASCAPE ULTRAKLEAN KIT

- UltraKlean Pressure Filter w/UV Clarifier
- AquaForce Pump
- 25' of 1 1/2" kink free tubing
- Stainless steel hose clamps
- Includes both slip & barbed fittings
- 95060 includes 2-way control valve
- 3 year warranty

Item #	Filter	Pond Size	Pump
95058	UltraKlean 1500	1,500 gal.	AquaForce 1000
95059	UltraKlean 2000	2,500 gal.	AquaForce 2700
95060	UltraKlean 3500	3,500 gal.	AquaForce 5200


POLY-FLO BIOLOGICAL FILTER MEDIA

- Biological filtration media
- Coarse density

* Ships Freight Truck



Cream



Black

Item #	Color	Thickness	Dimensions
970162	Cream Mini Roll	1 1/4"	12' x 28"
*970016	Cream Roll	1 1/4"	120' x 28"
*970001	Cream Roll	1 1/4"	120' x 56"
970167	Cream Mini Roll	2"	10' x 28"
*970013	Cream Roll	2"	90' x 28"
*970002	Cream Roll	2"	90' x 56"
970163	Black Mini Roll	1 1/4"	12' x 28"
*970039	Black Roll	1 1/4"	120' x 28"
*970025	Black Roll	1 1/4"	120' x 56"
970168	Black Mini Roll	2"	10' x 28"
*970038	Black Roll	2"	90' x 28"
*970026	Black Roll	2"	90' x 56"

ATLANTIC MATA LA FILTER SHEETS

Matala filter mats reduce channeling, increase surface area and backwash more easily than standard filter mats

Item #	Density	Color	Deminsions
73991	Coarse	Black	24" x 39" x 1.5"
73992	Fine	Green	24" x 39" x 1.5"
73993	Medium	Blue	24" x 39" x 1.5"
73994	Super Fine	Grey	24" x 39" x 1.5"

ATLANTIC BIO-TECH MEDIA BLOCKS WITH BAG



- 18" x 22" media bag
- 1 cubic ft.
- Includes Bio-Tech Media Blocks & media bag

Item #	Description
BB1000	Bio-Tech Media Blocks w/Bag (1 Cubic Foot)

ATLANTIC BIO-BALLS



Atlantic's BB1500 contains 150 Bio-Balls that are easy to clean and reduce channeling. Each ball has nearly 25 square inches of surface area for bacterial colonization.

Item #	Pieces	Dimensions
BB1500	150	1.5" Dia

ATLANTIC BIO-ROCKS



Expanded clay Bio-Rocks are less abrasive alternative to heavyweight bio-media but has all the surface area as lava rock!

Item #
BB0500

ATLANTIC FILTER MEDIA BAG



Excellent for retaining BioBlox, BioBalls, Springflo Biofilter media, or other type of bulk filter media. Holes are smaller than a pencil eraser.

Item #	Description
BG2234	18" x 23" Media Bag

CRYSTALCLEAR POLISH AC



- Super-heated to "activate" the carbon and provide a high level of porous surface area for increased efficiency.
- Replace after 3 months
- Polishes water & repairs stained water
- Removes nitrates & chlorine
- Eliminates nitrites
- Removes foul odors
- 3 year shelf life

INCLUDES FREE MESH BAG

Item #	Size	Treats
CC090-5	5 lbs.	2000 gal.
CC090-15	15 lbs.	6000 gal.



SAVIO SPRINGFLO BIOFILTER MEDIA

Over 180 sq. ft. per roll.

Item #	Description
SF01	Full Roll
SF05	1/3 Roll

AQUASCAPE BIOBALLS (100 PCS)



100 pieces of BioBalls with a surface area of 30 square inches per piece to optimize bacteria growth in Biological filtration units. 1.5" Diameter

Item #	Description
98464	100 pc BioBalls
56014	1,000 pc BioBalls

CRYSTALCLEAR FINE MESH BAG



- Ideal for carbon or barley pellets
- Made of nylon mesh
- Utilizes a zipper or draw string & clamp

Item #	Description
110900	Mesh Carbon Bag

AQUA UV ULTIMA II POND FILTERS



The patented media in the Ultima II has the highest biofilm surface for bacterial growth. In field and independent laboratory testing the Ultima II filter with its patented media is the first to nitrify fish waste. The dense bed of ridged media traps solids without clumping. Internal jets in the filter are activated during the backwash separating the waste from the media and sending it out the waste line. Backwash is performed simply by rotating the valve.

*** SHIPS FREIGHT**

Item #	Name	Max Flow	Pond Size	Inlet/Outlet	Dimensions
A50073	Ultima II 1000	1,200 gph	500 to 1,000 gal	1 1/2"	14" Dia. x 23 1/4" H
A50079	Ultima II 1000	1,200 gph	500 to 1,000 gal	2"	14" Dia. x 23 1/4" H
A50019	Ultima II 2000	2,500 gph	1,000 to 2,000 gal	1 1/2"	16 1/2" Dia. x 33" H
A50017	Ultima II 2000	2,500 gph	1,000 to 2,000 gal	2"	16 1/2" Dia. x 33" H
A50003	Ultima II 4000	4,500 gph	2,000 to 4,000 gal	1 1/2"	20 1/2" Dia. x 38" H
A50004	Ultima II 4000	4,500 gph	2,000 to 4,000 gal	2"	20 1/2" Dia. x 38" H
*A50007	Ultima II 6000	7,500 gph	4,000 to 6,000 gal	2"	22 1/2" Dia. x 42 3/4" H
*A50011	Ultima II 10000	7,500 gph	6,000 to 10,000 gal	2"	24 1/2" Dia. x 43 3/4" H
*A50119	Ultima II 20000	7,500 gph	10,000 to 20,000 gal	2"	30 1/2" Dia. x 48" H
*A50300	Ultima II 30000	7,500 gph	20,000 to 30,000 gal	2"	35 1/2" Dia. x 53" H
*A50301	Ultima II 30000 - SM	20,400 gph	20,000 to 30,000 gal	3"	30 1/2" Dia. x 39 3/4" H
*A50600	Ultima II 60000 - SM	20,400 gph	30,000 to 60,000 gal	3"	36 1/2" Dia. x 45 1/2" H
*A70012	8 1/2 lb Ultra Media	-	-	-	-



EVOLUTION AQUA TEMPEST FILTER

The NEW Tempest Filter is an innovative polishing system for ponds. The Tempest Filter uses our latest filtration media, K+Media, to deliver crystal clear, healthy water.

Designed to be used in conjunction with any filtration system, the Tempest Filter offers additional mechanical and biological filtration. The Tempest Filter can be installed on a variety of set-ups and can be used on quarantine systems or as a standalone filter on smaller ponds up to 1,320 US Gallons

Water is pumped up through the Tempest Filter. The K+Media moves to the top of the filter, becoming a mechanical barrier that traps debris as it flows through the system. Waste is trapped in the K+Media until the cleaning cycle dislodges it and it gets flushed away.

Item #	Description	Max Flow	Pond Size	Inlet/Outlet	Drain	Dimensions
TEMPFILO1	Tempest Filter	1,980 gph	up to 1,320 gal	1.5"	1"	41.53" x 9.84" x 8.07"



EVOLUTION AQUA NEXUS EASY

Water enters the Nexus via the inlet into the inner chamber which works as a basic vortex allowing larger solids to settle out. The water then passes through the Eazy where the finer particles are removed at the mechanical stage of filtration. From the Eazy the water passes into the outer chamber where the biological stage of filtration takes place using the K1 Media Moving Bed. The water then passes through the grill into the Exit Chamber, where it is returned to the pond through the outlet.

- Improved flow
- Dramatically improved clarity
- Easy to clean and maintain
- Better solids handling
- Removable easy
- Biological filtration

Item #	Description	Max Flow	Pond Size	Dimensions
NEXEAZ220	NexusEASY 220	2,640 gph	up to 4,800 gal	1110mm x 850mm x 1260mm
NEXEAZ320	NexusEASY 320	3,431 gph	up to 9,000 gal	1320mm x 1025mm x 1430mm



EVOLUTION AQUA NEXUS AUTOMATIC SYSTEM

Continuing our long standing reputation for innovation, the Nexus Automatic System now enables Nexus owners to benefit from a fully automated cleaning cycle on their multi award winning Nexus filtration systems. Physically turning ball valves and manually switching pumps on and off will now be a thing of the past thanks to the Nexus Automatic System. All of the key processes that form the cleaning cycle are now controlled automatically with this easy to install kit.

- Automates the cleaning process of the Nexus
- Easily fits onto Nexus filters (post 2006 models)
- Adjustable timer controls the frequency of the automatic cleaning cycle to suit the user's needs
- Easy to set up for multiple cleaning cycles
- Electronic control box automatically operates valves and pumps
- Manual cleaning cycle can be carried out if needed, at the touch of a button

Item #	Description
NEXUSAUTO220G	Nexus Automatic System for NexusEASY 220



EVOLUTION AQUA CETUS SIEVE

- The Cetus sieve can be gravity OR pump fed
- Perfect fit screen so no waste can bypass
- Maximum flow rate 18,000 litres per hour
- Plug and Play – includes flexible boots to connect to pipe work
- Constant flow for gravity-fed level fluctuations
- Tri-slot 300 micron wedge wire screen in 316L stainless steel on 100% of surface area

Item #	Description	Max Flow	Inlet	Outlet	Outlet Waste	Dimensions
CETUSP	Cetus Sieve	4,755 gph	1 1/2"	4"	3"	575 mm x 945 mm x 860 mm
CETUSBELLOW	Cetus Sieve Replacement Bellow	–	–	–	–	–

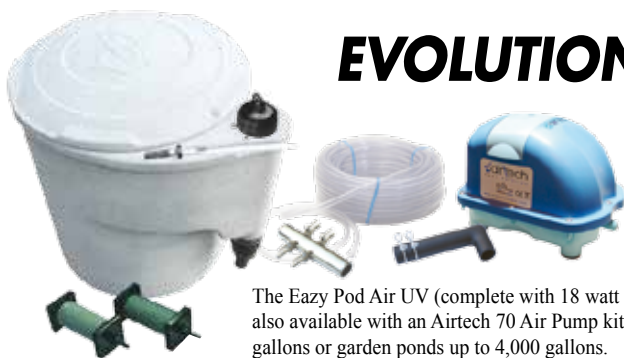


EVOLUTION AQUA K+ PRESSURE FILTERS

Evolution Aqua has developed a brand new filtration media called K+ Media, for use in the new K+ Pressure Filters and 'old style' bead filters. This advanced media, with its innovative structure, is moulded with minerals for faster beneficial bacteria development and improved bio-film. K+ Media also has a much larger protected surface area than any other EA media.

- Class leading total surface area 14,530 ft² per ft³
- Total protected surface area 11,033 ft² per ft³
- Exceptional solids removal thanks to efficient design
- Reduced energy consumption, less back pressure on pumps
- Enhanced biological filtration compared to the K1 Micro or beads
- Minerals added during manufacturing provide faster maturation times
- Improved flow through filter compared to previous media
- Multi-port valve and blower included and large viewing lid

Item #	Description	Inlet/Outlet	Max Pond Size	Air Blower	Dimensions
K+PRESSUREFILTER2400	K+ Pressure Filter 2,400 gal	1 1/2"	2,400 gal	200W	15" dia x 24"
K+PRESSUREFILTER3600	K+ Pressure Filter 3,600 gal	1 1/2"	3,600 gal	200W	18" dia x 25.8"
PFKE50015M25US	K+ Pressure Filter 4,800 gal	1 1/2"	4,800 gal	200W	20" dia x 30"
PFKE60020M25US	K+ Pressure Filter 9,600 gal	2"	9,600 gal	200W	24" dia x 24.8"
PFKE75020M25US	K+ Pressure Filter 14,500 gal	2"	14,500 gal	300W	30" dia x 37"
PFKE90020M25US	K+ Pressure Filter 24,000 gal	2"	24,000 gal	300W	36" dia x 42.7"



EVOLUTION AQUA EASYPOD COMPLETE

- The Eazy Pod has a small footprint and stands only 23 inches tall
- Includes Airtech 70 Air Pump, manifold, 10m airline & 2 air stones
- Quick and easy cleaning cycle with the supplied Airtech 70 Air Pump
- Comes with adjustable rubber connectors (all pipework up to 3 inch)
- 18 watt internal UV light
- For pump fed applications only
- Includes a compact lid as standard.

The Eazy Pod Air UV (complete with 18 watt Uv) small pond filter just got better! Due to popular demand the Eazy Pod Air Uv Complete is now also available with an Airtech 70 Air Pump kit and built in 18 watt Uv. The Eazy Pod complete is a complete filter system for koi ponds up to 2,640 gallons or garden ponds up to 4,000 gallons.

Item #	Description	Max Flow	Pond Size w/Fish	Dimensions
EAZYP0DUV	EasyPod Complete	2,640 gph	2,640 gal	580 mm x 655 mm x 710 mm
EAZYP0DAUT0UV	EasyPod Complete w/Automatic System	2,640 gph	2,640 gal	580 mm x 655 mm x 710 mm

EVOLUTION AQUA ACCESSORIES

Item #	Name
BTMDRA4L	4" Air Diffuser Bottom Drain
EVOBPLL18	18W UV Bulb for EasyPod UV
1000-085	3/8" Mini Ball Air Valve (F/F)
1000-080	3/8" BSP Male Stud Connector

Item #	Name
AIRPUMP70D	Airtech Diaphragm kit for 40, 70, 75
K25-50-50	1 1/2" Double Union Ball Valve
K25-50-63	2" Double Union Ball Valve



EVOLUTION AQUA K1 MEDIA

K1 media is engineered in a neutral buoyancy that allows the media to circulate throughout the Nexus or EazyPod filters with only a minimal water flow.

Item #	Name
MEDIA1L	K1 Media - 1 Liter
MEDIA3L	K1 Media - 3 Liter
MEDIA25L	K1 Media - 25 Liter
MEDIA50L	K1 Media - 50 Liter

EVOLUTION AQUA K1 MICRO MEDIA



K1 Micro is ideal filter media for aquariums of all types where high level biological filtration is needed. K1 Micro can also be used to replace existing filter media.

Item #	Name
K1MICRO1L	K1 Micro Media - 1 Liter
K1MICRO5L	K1 Micro Media - 5 Liter
K1MICRO25L	K1 Micro Media - 25 Liter
K1MICRO50L	K1 Micro Media - 50 Liter

EVOLUTION AQUA K+ ADVANCED MEDIA - FLOATING



- Total surface area 1,350 m² per m³
- Vast protected surface area 1,025 m² per m³
- Filter's biofilm matures much faster
- Minerals, magnesium, calcium, salt, and enzymes incorporated into extrusion process.
- Faster filter maturation

Item #	Name
KPLUSMEDIA25L	K+ Advanced Filter Media - Floating - 25 Liter
KPLUSMEDIA50L	K+ Advanced Filter Media - Floating - 50 Liter

EVOLUTION AQUA K+ ADVANCED MEDIA - SINKING



- Total surface area 1,350 m² per m³
- Vast protected surface area 1,025 m² per m³
- Filter's biofilm matures much faster
- Minerals, magnesium, calcium, salt, and enzymes incorporated into extrusion process.
- Faster filter maturation

Item #	Name
KPLUSMEDIA25LBLACK	K+ Advanced Filter Media - Sinking - 25 Liter
KPLUSMEDIA50LBLACK	K+ Advanced Filter Media - Sinking - 50 Liter



GC TEK ALPHAONE

All of the AlphaONE filters utilize the Omnifuser design technology that eliminates slotted PVC pipes in the filter. The Omnifusers allow the heavier solids to be easily purged from the bottom of the filter during backwash since they are sitting at the lowest point in the filter. AlphaONE filters also feature the AlphaONE Life Support System, known as "ALISS", which keeps beneficial bacteria alive indefinitely during times of medical shutdowns, pumps failures, etc. The 2" Clear Union Spring Check Valve located right under the 2 HP blower provides maximum flow and has built-in unions

Item #	Description	Cu.Ft.	Pond Size	Fish Load	Flow Rate	Inlet/Outlet	Dimensions
A01.75	AlphaONE 1.75	1.75	Up to 2,500 gal	87.5 lbs	50 gpm	2"	19" x 32.5"
A02.5	AlphaONE 2.5	2.5	Up to 5,000 gal	125 lbs	70 gpm	2"	21" x 32"
A04.25	AlphaONE 4.25	4.25	Up to 10,000 gal	225 lbs	90 gpm	2"	24.75" x 34"
A06.0	AlphaONE 6.0	6.0	Up to 17,000 gal	300 lbs	120 gpm	2"	30.5" x 36.75"
A010.0	AlphaONE 10.0	10.0	Up to 25,000 gal	450 lbs	180 gpm	2"	36.725" x 42"



GC TEK ALPHAONE LH

All of the AlphaONE LH filters utilize a revolutionary design to increase flows while not using any more electricity than normal. It's quite simple actually, since the biggest flow robber of filters is the multiport valve, we only use the multiport valve when backwashing and bypass it while in normal filtration mode. This provides greater turn over of the pond while not using more energy = \$ savings and clearer water. Another GC Tek exclusive. AlphaONE LH filters also feature the AlphaONE Life Support System, known as "ALISS", which keeps beneficial bacteria alive indefinitely during times of medical shutdowns, pumps failures, etc. The 2" Clear Union Spring Check Valve located right under the 2 HP Media Agitator provides maximum flow and has built-in unions.

Item #	Description	Cu.Ft.	Pond Size	Fish Load	Flow Rate	Inlet/Outlet	Dimensions
A01.75LH	AlphaONE LH 1.75	1.75	Up to 2,500 gal	87.5 lbs	50 gpm	2"	19" x 30"
A02.5LH	AlphaONE LH 2.5	2.5	Up to 5,000 gal	125 lbs	70 gpm	2"	21" x 32"
A04.25LH	AlphaONE LH 4.25	4.25	Up to 10,000 gal	225 lbs	90 gpm	2"	24.75" x 34"



GC TEK ALPHAONE X2

With this filter you can run two 1/4 hp or two 1/3 hp pumps and only pull about 5 amps total with the 1/4 hp pumps or 7.6 amps total with the two 1/3 hp pumps. The AquaBead X2 is designed in such a way that all valves and internals of the filter are double that of a regular filter. At no time does each pumps water pathway get smaller than a 2" opening. Every thing is double on this filter so that we maximize the flow potential of each pump. Everything is double on this filter except the price, you'll spend less money on 1 X2 than installing 2 individual filters. The AquaBead X2 is designed with the same integrity as the AquaBead and AlphaONE filters. Designed to maximize the flow and efficiency of today's modern koi pond pumps.

Item #	Description	Cu.Ft.	Pond Size	Fish Load	Flow Rate	Inlet/Outlet	Dimensions
AOX26.0	AlphaONE X2 6.0	6.0	Up to 17,000 gal	300 lbs	120 gpm	2"	30.5" x 36.75"
AOX210.0	AlphaONE X2 10.0	10.0	Up to 25,000 gal	500 lbs	180 gpm	2"	36.725" x 42"
AOX210.0C	AlphaONE X2 10.0 Classic	10.0	Up to 25,000 gal	500 lbs	180 gpm	2"	36.725" x 42"



GC TEK ALPHAONE X2 LH

With this filter you can run two 1/4 hp or two 1/3 hp pumps and only pull about 5 amps total with the 1/4 hp pumps or 7.6 amps total with the two 1/3 hp pumps. The AlphaONE X2 is designed in such a way that all valves and internals of the filter are double that of a regular filter. At no time does each pumps water pathway get smaller than a 2" opening. Every thing is double on this filter so that we maximize the flow potential of each pump. Everything is double on this filter except the price, you'll spend less money on 1 X2 than installing 2 individual filters. The AlphaONE X2 is designed with the same integrity as the AquaBead and AlphaONE filters. Designed to maximize the flow and efficiency of today's modern koi pond pumps.

Item #	Description	Cu.Ft.	Pond Size	Fish Load	Flow Rate	Inlet/Outlet	Dimensions
AOX26.0LH	AlphaONE X2 LH 6.0	6.0	Up to 17,000 gal	300 lbs	120 gpm	2"	30.5" x 36.75"
AOX210.0LH	AlphaONE X2 LH 10.0	10.0	Up to 25,000 gal	500 lbs	180 gpm	2"	36.725" x 42"



GC TEK AQUABEAD

All of the AquaBead filters utilize the Omnifuser design technology that eliminates slotted PVC pipes in the filter. The Omnifusers allow the heavier solids to be easily purged from the bottom of the filter during backwash since they are sitting at the lowest point in the filter. AquaBead filters also feature the AquaBead Life Support System, known as "ALISS", which keeps beneficial bacteria alive indefinitely during times of medical shutdowns, pumps failures, etc. The 2" Clear Union Spring Check Valve located right under the 2 HP blower provides maximum flow and has built-in unions.

Item #	Description	Cu.Ft.	Pond Size	Fish Load	Flow Rate	Inlet/Outlet	Dimensions
AB1.75	AquaBead 1.75	1.75	Up to 2,500 gal	87.5 lbs	50 gpm	2"	19" x 30"
AB2.5	AquaBead 2.5	2.5	Up to 5,000 gal	125 lbs	70 gpm	2"	21" x 32"
AB4.25	AquaBead 4.25	4.25	Up to 10,000 gal	225 lbs	90 gpm	2"	24.75" x 34"
AB6.0	AquaBead 6.0	6.0	Up to 17,000 gal	300 lbs	120 gpm	2"	30.5" x 36.75"
AB10.0	AquaBead 10.0	10.0	Up to 25,000 gal	500 lbs	180 gpm	2"	36.725" x 42"



GC TEK AQUABEAD LH

All of the AquaBead LH filters utilize a revolutionary design to increase flows while not using any more electricity than normal. It's quite simple actually, since the biggest flow robber of filters is the multiport valve, we only use the multiport valve when backwashing and bypass it while in normal filtration mode. This provides greater turn over of the pond while not using more energy= \$ savings and clearer water. Another GC Tek exclusive. AquaBead LH filters also feature the AlphaONE Life Support System, known as "ALISS", which keeps beneficial bacteria alive indefinitely during times of medical shutdowns, pumps failures, etc. The 2" Clear Union Spring Check Valve located right under the 2 HP Media Agitator provides maximum flow and has built-in unions.

Item #	Description	Cu.Ft.	Pond Size	Fish Load	Flow Rate	Inlet/Outlet	Dimensions
AB1.75LH	AquaBead LH 1.75	1.75	Up to 2,500 gal	87.5 lbs	50 gpm	2"	19" x 30"
AB2.5LH	AquaBead LH 2.5	2.5	Up to 5,000 gal	125 lbs	70 gpm	2"	21" x 32"
AB4.25LH	AquaBead LH 4.25	4.25	Up to 10,000 gal	225 lbs	90 gpm	2"	24.75" x 34"
AB6.0LH	AquaBead LH 6.0	6.0	Up to 17,000 gal	300 lbs	120 gpm	2"	30.5" x 36.75"
AB10.0LH	AquaBead LH 10.0	10.0	Up to 25,000 gal	500 lbs	180 gpm	2"	36.725" x 42"



GC TEK AQUABEAD X2

With this filter you can run two 1/4 hp or two 1/3 hp pumps and only pull about 5 amps total with the 1/4 hp pumps or 7.6 amps total with the two 1/3 hp pumps. The AquaBead X2 is designed in such a way that all valves and internals of the filter are double that of a regular filter. At no time does each pumps water pathway get smaller than a 2" opening. Everything is double on this filter so that we maximize the flow potential of each pump. Everything is double on this filter except the price, you'll spend less money on 1 X2 than installing 2 individual filters. The AquaBead X2 is designed with the same integrity as the AquaBead and AlphaONE filters. Designed to maximize the flow and efficiency of today's modern koi pond pumps.

Item #	Description	Cu.Ft.	Pond Size	Fish Load	Flow Rate	Inlet/Outlet	Dimensions
ABX26.0	AquaBead X2 6.0	6.0	Up to 17,000 gal	300 lbs	120 gpm	2"	30.5" x 36.75"
ABX210.0	AquaBead X2 10.0	10.0	Up to 25,000 gal	500 lbs	180 gpm	2"	36.725" x 42"
ABX210.0C	AquaBead X2 10.0 Classic	10.0	Up to 25,000 gal	500 lbs	180 gpm	2"	36.725" x 42"



GC TEK AQUABEAD X2 LH

With this filter you can run two 1/4 hp or two 1/3 hp pumps and only pull about 5 amps total with the 1/4 hp pumps or 7.6 amps total with the two 1/3 hp pumps. The AquaBead X2 is designed in such a way that all valves and internals of the filter are double that of a regular filter. At no time does each pumps water pathway get smaller than a 2" opening. Everything is double on this filter so that we maximize the flow potential of each pump. Everything is double on this filter except the price, you'll spend less money on 1 X2 than installing 2 individual filters. The AquaBead X2 is designed with the same integrity as the AquaBead and AlphaONE filters. Designed to maximize the flow and efficiency of today's modern koi pond pumps.

Item #	Description	Cu.Ft.	Pond Size	Fish Load	Flow Rate	Inlet/Outlet	Dimensions
ABX26.0LH	AquaBead X2 LH 6.0	6.0	Up to 17,000 gal	300 lbs	120 gpm	2"	30.5" x 36.75"
ABX210.0LH	AquaBead X2 LH 10.0	10.0	Up to 25,000 gal	500 lbs	180 gpm	2"	36.725" x 42"



GC TEK POLIGLASSBEAD XSTREAM

PoliGlassBead XStream polishing filter uses 2 types of media. It has a thick layer of PoliGlassBeads that are real Glass Beads and a layer of our Black AlphaBio2 Media. Water passes down thru the layer of AlphaBio2 media where larger particles are separated and held in place while the finer particles make their way to the thick layer of PoliGlassBeads where the finer particles are removed. PoliGlassBeads don't clog and stick together the way the crushed glass does in some filters.

- 2 HP Media Agitator on each PoliGlassBead XStream
- Comes with a CLEAR Water Guarantee
- Xtra Large sight glass included
- 2" unionized ports on each opening
- Multiport valve sticks about 12" on the front
- 8" Clear lid for easy viewing inside filter

Item #	Description	PSI	Pond Size	Flow Rate	Inlet/Outlet	Dimensions
PGB5K	PoliGlassBead XStream 5K	58	Up to 5,000 gal	Up to 70 gpm	2"	21" x 32"
PGB10K	PoliGlassBead XStream 10K	58	Up to 10,000 gal	Up to 90 gpm	2"	24.75" x 34"
PGB17K	PoliGlassBead XStream 17K	58	Up to 17,000 gal	Up to 120 gpm	2"	30.5" x 36.75"
PGB30K	PoliGlassBead XStream 30K	58	Up to 30,000 gal	Up to 180 gpm	2"	36.725" x 42"



GC TEK PONDKEEPER

Designed to protect sensitive beneficial bacteria during backwash, while providing huge amounts of surface area for the bacteria to live and prosper. The PondKeeper filter utilizes a totally unique backwashing jetting system we call the "FLUFF-N-SPIN" system. Not only does the internal design of the filter allow for a "FLUFFING" of the media during backwash, but spins the bed and each individual piece of the PondKeeper media. This causes the media to get rid of any old bio floc that might be clinging to each piece, while holding on to the precious beneficial bacteria with in the filter.

- The 6 position Multiport valve that allows you to backwash, bypass to waste, bypass to recirculate, rinse
- Comes with 2" unions for quick
- Same LifeTime warranty
- Easy to read pressure gauge tells you when the filter is dirty and needs backwashing.
- No clogging or channeling, with normal backwashing
- Easy to see sight glass to tell you when backwashing is done.
- Performs both Biological and Mechanical filtering

Item #	Description	Pond Size	Flow Rate	Inlet/Outlet	PSI	Dimensions
PK1.25	PondKeeper 1.25	Up to 1,500 gal	Up to 40 gpm	2"	Up to 36	16.5" x 36"
PK1.75	PondKeeper 1.75	Up to 2,500 gal	Up to 40 gpm	2"	Up to 36	19.5" x 36"
PK2.5	PondKeeper 2.5	Up to 5,000 gal	Up to 70 gpm	2"	Up to 36	21.5" x 39"
PK4.0	PondKeeper 4.0	Up to 10,000 gal	Up to 90 gpm	2"	Up to 36	24.5" x 42.5"
PK6.0	PondKeeper 6.0	Up to 17,000 gal	Up to 120 gpm	2"	Up to 36	30.5" x 47"



GC TEK UNICLEAR

UniClear Water Polishing Filter Removes the "Color" and fines from Pond Water. Many times water is clear, yet the whites of the fish look yellow. It's the water that has turned yellow with time.

- The UniClear filter removes the color and fines from the pond water by using high grade coconut shell carbon.
- Gives a true final polish to the water for the clearest water attainable.
- Comes with a complete charge of carbon and 2" unions on the UniClear Filter
- Carbon lasts a long time and is replaceable
- Use two 3 way valves during installation and flow the water through the UniClear only when you want to remove the color from the water.
- May also be used to remove certain medications from the pond after treatment.

Item #	Description	Pond Size	Flow Rate	Inlet/Outlet	PSI	Dimensions
UC2.5	UniClear 2.5	Up to 10,000 gal	Up to 70 gpm	2"	36	21.5" x 39.5"
UC4.0	UniClear 4.0	Up to 17,000 gal	Up to 90 gpm	2"	36	24.5" x 42.5"
UC6.0	UniClear 6.0	Up to 25,000 gal	Up to 120 gpm	2"	50	30.4" x 47"



GC TEK MEGLADON

Sometimes Big just isn't Big enough. That's when only HUGE will work. Enter the Megladon 23 or 33 cu. ft. filters. Made for the larger than conventional ponds. Equipped with 2—2 HP blowers to make sure all media is thoroughly agitated 23 cu. ft. model is 42" diameter + 24" for multiport valve and 49" tall 33 cu. ft. model is 48" diameter + 24" for multiport valve and 58.5" tall Both with 3" multiport valves

Item #	Description	Cu.Ft.	Pond Size	Fish Load	Flow Rate	Inlet/Outlet	Dimensions
MD23	Megladon 23	23	Up to 50,000 gal	1,150 lbs	Up to 280 gpm	2"	42" x 49"
MD33	Megladon 33	33	Up to 75,000 gal	1,650 lbs	Up to 280 gpm	2"	48" x 58.5"



GC TEK PLUS SYSTEMS

The PLUS Systems install in minutes, not days. Make your life easier with one of the following AquaBead/AlphaONE PLUS Systems Pre-assembled with a pump, UV light, and AlphaONE or AquaBead filter all pre-plumbed and mounted onto a weather proof pad. Nothing could be easier or better.

* Pictured with Seive, not included.

Item #	Description	HP	Pond Size	UV	Filter	Dimensions
APS1.75	PLUS System - AlphaONE 1.75	3/4	Up to 2,500 gal	36W High Output	AlphaONE 1.75	36" x 48" x 33"
APS2.5	PLUS System - AlphaONE 2.5	3/4	Up to 5,000 gal	36W High Output	AlphaONE 2.5	36" x 48" x 36.5"
APS4.25	PLUS System - AlphaONE 4.25	1	Up to 10,000 gal	58W High Output	AlphaONE 4.25	36" x 48" x 37.5"
APS6.0	PLUS System - AlphaONE 6.0	1.5	Up to 17,000 gal	86W High Output	AlphaONE 6.0	48" x 72" x 42"
APS10.0	PLUS System - AlphaONE 10.0	1.5	Up to 25,000 gal	86W High Output	AlphaONE 10.0	48" x 72" x 47"
AbPS1.75	PLUS System - AquaBead 1.75	3/4	Up to 2,500 gal	36W High Output	AquaBead 1.75	36" x 48" x 33"
AbPS2.5	PLUS System - AquaBead 2.5	3/4	Up to 5,000 gal	36W High Output	AquaBead 2.5	36" x 48" x 36.5"
AbPS4.25	PLUS System - AquaBead 4.25	1	Up to 10,000 gal	58W High Output	AquaBead 4.25	36" x 48" x 37.5"
AbPS6.0	PLUS System - AquaBead 6.0	1.5	Up to 17,000 gal	86W High Output	AquaBead 6.0	48" x 72" x 42"
AbPS10.0	PLUS System - AquaBead 10.0	1.5	Up to 25,000 gal	86W High Output	AquaBead 10.0	48" x 72" x 47"



GC TEK KOIKEEPER SYSTEMS

This system comes with one of the Stainless Steel Bodied ZapTek UV's for clear healthy water along with an AlphaONE or AquaBead filter and a 2 speed pump like the PLUS system. If options are needed like a prefilter or another type of pump or UV then the PLUS system is better suited for your needs. We've made these simple to help you move these to people who need a good system but need to keep costs low as possible.

Item #	Description	HP	Pond Size	UV	Filter	Dimensions
KK2.5K	KoiKeeper 2.5K	3/4	Up to 2,500 gal	40W	AlphaONE1.75	36" x 48"
KK5K	KoiKeeper 5K	3/4	Up to 5,000 gal	40W	AlphaONE2.5	36" x 48"
KK10K	KoiKeeper 10K	1	Up to 10,000 gal	75W	AlphaONE4.25	36" x 48"



GC TEK PONDKEEPER SYSTEMS

The PondKeeper System uses an out of pond pump that maintain while being easily hidden and you've got is much more efficient than an in pond pump and there is no oil to leak into the pond. These pumps have 2 speeds so that you can run quietly and energy efficient on low speed and have plenty of power for a good backwash on high. All systems come with their own UV to assure crystal clear water. Backwashing is a snap with this system, about 3 minutes a week and no dirty hands in the process. Comes preplumbed on an all weather pad with all plumbing already done for you with media in the tank and ready to go. 2" union connections are at all fittings. Winterize the system in just minutes, Pump and UV's come with 10' cords. These units are compact and easy to hide.

Item #	Description	HP	Pond Size	UV	Filter	Dimensions
PK1500	PondKeeper 1500	3/4	Up to 1,500 gal	40W	PondKeeper 1.25 w/Media Agitator	36" x 48"
PK2500	PondKeeper 2500	1	Up to 1,500 gal	40W	PondKeeper 1.75	36" x 36"
PK5000	PondKeeper 5000	1.5	Up to 2,500 gal	40W	PondKeeper 2.5	36" x 36"



GC TEK MASHIMIZU POND SYSTEMS

The Mashimizu system is the proven leader of complete filtration systems from Grand Champion Technologies. Mashi- mizu in Japanese means "Pure Water" and that is what this system gives you. You receive prefiltration via the solids separator- Vortek SS Delux. Energy efficient water movement from either the standard Artesian2 pump or the optional Artesian Pro pump from Performance Pro. Superior water is achieved by the AquaBead or AlphaONE filter and lastly the water is subjected to high intensity UV by the Zapp Pure UV from GC Tek. The result is the finest water quality achievable for your pond. The components are plumbed together on a 48" x 72" pad using unions and then disassembled and packed into individual boxes for easy and safe shipping. This makes setting the Mashimizu in place easy for one person. Set up takes just a few minutes and is accomplished by just hand tightening the unions together and you're ready to go.

Item #	Description	HP	Pond Size	UV	Filter	Dimensions
MSA01.75	Mashimizu System - AlphaONE 1.75	1/2	Up to 2,500 gal	36W High Output	AlphaONE 1.75	33" x 48" x 72"
MSA02.5	Mashimizu System - AlphaONE 2.5	1/2	Up to 5,000 gal	36W High Output	AlphaONE 2.5	36.5" x 48" x 72"
MSA04.25	Mashimizu System - AlphaONE 4.25	1/2	Up to 10,000 gal	58W High Output	AlphaONE 4.25	37.5" x 48" x 72"
MSA06.0	Mashimizu System - AlphaONE 6.0	3/4	Up to 17,000 gal	86W High Output	AlphaONE 6.0	42" x 48" x 72"
MSA010.0	Mashimizu System - AlphaONE 10.0	1	Up to 25,000 gal	119W High Output	AlphaONE 10.0	47" x 48" x 72"
MSAB1.75	Mashimizu System - AquaBead 1.75	1/2	Up to 2,500 gal	36W High Output	AquaBead 1.75	33" x 48" x 72"
MSAB2.5	Mashimizu System - AquaBead 2.5	1/2	Up to 5,000 gal	36W High Output	AquaBead 2.5	36.5" x 48" x 72"
MSAB4.25	Mashimizu System - AquaBead 4.25	1/2	Up to 10,000 gal	58W High Output	AquaBead 4.25	37.5" x 48" x 72"
MSAB6.0	Mashimizu System - AquaBead 6.0	3/4	Up to 17,000 gal	86W High Output	AquaBead 6.0	42" x 48" x 72"
MSAB10.0	Mashimizu System - AquaBead 10.0	1	Up to 25,000 gal	119W High Output	AquaBead 10.0	47" x 48" x 72"
MSX2	Mashimizu System - X2	(2) 1/2	Up to 30,000 gal	86W High Output	X2 Filter in the AlphaONE	47" x 48" x 72"



GC TEK MEGASYSTEM 3

The AlphaONE MegaSystem 3 has all plumbing at 3". This is the system will to move lots of water and use little energy to do it. The MegaSystem3 comes with the AlphaONE 10.3 filter, which is a 10 cu. ft. unit. 3" It also includes a Performance Pro Artesian Pro pump and a Zapp Pure 80.3 UV. All of this is preplumbed on two all weather pads measuring 48" x 72" on the regular 3" system.

Pictured with SS Seive, not included.

Item #	Description	HP	Pond Size	UV	Filter	Dimensions
MEGSY3	AlphaONE MegaSystem 3	1	Up to 2,500 gal	119W High Output	AlphaONE 10.3	36" x 48"

AQUASCAPE ULTRAKLEAR



- Effectively clears unsightly green (pea soup) water algae blooms
- Simple to use and easy to maintain
- Features a swirl sleeve that optimizes UV efficiency up to 50% over traditional UV clarifiers
- High-output UV bulb maximizes performance
- Easy-to-remove bulb and quartz sleeve
- Can be mounted horizontally or vertically
- 3 year limited warranty

ACCESSORIES

Item #	Name
95039	14 Watt UV Lamp
95045	14 Watt UV Quartz Sleeve
95040	28 Watt UV Lamp
95046	28 Watt UV Quartz Sleeve
95041	55 Watt UV Lamp
95047	55 Watt UV Quartz Sleeve

Item #	Description	Watts	Rec. Pond Size	Max. Flow	Inlet/Outlet	Dimensions	Cord
95036	UltraKlear 1000	14W	1,000 gal	500 gph	1", 1 1/4", 1 1/2"	23.5" x 5.5" x 3.75"	20'
95037	UltraKlear 2500	28W	2,500 gal	1,000 gph	1", 1 1/4", 1 1/2"	33.5" x 5.5" x 3.75"	20'
95038	UltraKlear 5000	55W	5,000 gal	1,500 gph	1", 1 1/4", 1 1/2"	43" x 5.5" x 3.75"	20'

OASE BITRON C UV CLARIFIER



- Bypass technology for pump-dependent adjustments of the correct flow rate past the UV
- Automatic and continuous lamp cleaning ensures the full-strength capacity of the UVC lamp
- Integrated magnets reduce the occurrence of lime deposits in the pump and filtration system
- Quick-lock technology for easy lamp replacement without the need for tools
- Adapters for 3/4" - 2" non-kink spiral tubing and Sch. 40 tubing are included
- 2 year warranty (excluding bulbs)

Automatic Cleaning Rotor

Keeps the glass sleeve clean without maintenance.

Improved UV effectiveness

By constantly removing deposits from the sleeve, the Bitron ensures maximum effectiveness.

ACCESSORIES

Item #	Name
40967	55 Watt UV Lamp

Item #	Name	UV Watts	Max Flow	Inlet/Outlet	Max Head	Cord	Dimensions
56936	55C	55 Watts	8,000 gph	3/4" - 2" Fittings	17'	15'	24" x 7" x 7"
57101	110C	110 Watts	11,000 gph	3/4" - 2"	17'	15'	29" x 9" x 8"

OASE VITRONIC UV CLARIFIER



- Suitable for ponds up to 2,100 cubic feet
- Elimination of suspended algae (green water)
- New: Direct installation on the BioSmart (only Vitronic 18 - 36 W)
- Visual function check of the UVC bulb
- Quick release for easy bulb change and cleaning of the quartz glass
- High quality workmanship with impact resistant plastic housing
- Incl. high quality UVC bulb

- 100%, VDE-certified safety; does not cause eye injuries
- Max head pressure for the pump is 17 feet
- 2 year warranty (excludes UVC bulb)

ACCESSORIES

Item #	Name
40964	9 Watt UV Lamp
40965	18 Watt UV Lamp
40966	36 Watt UV Lamp

Item #	Name	UV Watts	Max Flow	Inlet/Outlet	Fitting	Ponds w/fish	Cord	Dimensions
45427	Victronic 9	9 Watts	500 gph	1 1/2" mpt	3/4", 1", 1 1/4", 1 1/2"	1,250 GPH	10'	13" x 5" x 3.9"
56455	Victronic 18	18 Watts	925 gph	1 1/2" mpt	1", 1 1/4", 1 1/2"	2,500 GPH	15'	21" x 7" x 5"
40350	Victronic 36	36 Watts	1,585 gph	1 1/2" mpt	1", 1 1/4", 1 1/2"	5,000 GPH	15'	21" x 7" x 5"

PHILIPS UV LAMPS

Philips UV Bulbs lamps offer constant UV output over their complete lifetime, for maximum security of disinfection and high system efficacy. Used by leading manufacturers such as Atlantic-OASE in UVC products.



Item #	Compatible UV	Watts	Length	Base
325126	OASE Part # 40964	9	6.5"	G23 / 2-PIN
210641	OASE Part # 40965	18	8.9"	2G11 / 4-PIN
151271	OASE Part # 41011	24	12.6"	2G11 / 4-PIN
265850	OASE Part # 40966	36	16.4"	2G11 / 4-PIN
294645	OASE Part # 40967	55	22.5"	2G11 / 4-PIN



EVOLUTION AQUA EVO UV

- 2 inch inlet and outlet on the evo110
- 1 1/2 inch inlet and outlet on the evo30 and evo55
- Thermal safety protection
- Indicator light to show when UV bulb needs replacing
- Higher reflective index than stainless steel
- Design gives less head loss than other manufacturers models – saving energy costs.



Item #	Description	Max Flow	Pond Size	Inlet/Outlet	Watts	Dimensions
UV2115CE	EVO15	1,982 gph	3,963 gal	1.5" (2 x 1.5" Threaded Hosetails)	15 (15W T8)	20.9" x 6.6" x 3.5"
UV2125CE	EVO25	2,642 gph	5,284 gal	1.5" (2 x 1.5" Threaded Hosetails)	25 (25W T8)	22.8" x 6.6" x 3.5"
UV2130CE	EVO30	3,962 gph	7,925 gal	1.5" (2 x 1.5" Threaded Hosetails)	30 (30W T8)	35.6" x 6.6" x 3.5"
UV2155CE	EVO55	5,284 gph	14,530 gal	1.5" (2 x 1.5" Threaded Hosetails)	55 (55W T8)	35.6" x 6.6" x 3.5"
UV21110CE	EVO110	6,605 gph	19,815 gal	2" (No fittings supplied)	110 (2 x 55W T8)	41.5" x 9" x 6.3"

EVOLUTION AQUA ACCESSORIES

Item #	Name
EVOBT15	15 Watt T8 UV Bulb
EVOBT25	25 Watt T8 UV Bulb
EVOBT30	30 Watt T8 UV Bulb
EVOBT55	55 Watt T8 UV Bulb

Item #	Name
EVOBT75	75 Watt T8 UV Bulb
EVOQS	Quartz Sleeve for EVO30 & EVO55
EVOQS-1175	Quartz Sleeve for EVO75
EVOQS-315	Quartz Sleeve for EVO15 & EVO25

PONDMASTER UV CLARIFIER



- Can be used in or out of the water
- Fully submersible unit's vortex flow design exposes water longer to ultraviolet light
- Glowing monitor halo ring, visible from any angle immediately shows it is working
- Comes complete with 9,000 hour, long life lamp and water tight quartz sleeve
- Includes transformer and 18' grounded power cord
- Black color is unobtrusive whether used in or out of the water
- 1 year warranty

ACCESSORIES

Item #	Name
12971	10 Watt UV Lamp
12972	20 Watt UV Lamp
12974	40 Watt UV Lamp
12981	10V Quartz Sleeve
12982	20V Quartz Sleeve
12984	40V Quartz Sleeve
12991	10 Watt UV Ballast
12992	20 Watt UV Ballast
12996	40 Watt UV Ballast

Item #	Watts	Rec. Pond Size	Rec Pump Flow	Inlet/Outlet	Dimensions
02910	10W	1,500 gal	700 gph	3/4" Barbed (metric tubing)	13" L
02920	20W	3,000 gal	1,800 gph	1" Barbed	19" L
02940	40W	6,000 gal	3,000 gph	1 1/2" Threaded w/ 1 1/2" Barbed Elbow (std. tubing)	25" L

AQUA UV ADVANTAGE UV STERILIZER/CLARIFIER ACCESSORIES



- 1 year warranty
- Hanger is the return spout that hangs on the back of a filter to reduce plumbing

Item #	Name
A20006	8 Watt UV Lamp
A20010	15 Watt UV Lamp
A10003	8 Watt UV Sleeve

Item #	Name
A10004	15 Watt UV Sleeve
A30013	8W Transformer
A30017	15W Transformer

Item #	Watts	Cord	Inlet/Outlet	Dimensions	UV Clarifier		UV Sterilizer	
					Pond Size	Flow Rate	Pond Size	Flow Rate
A00266	8	8'	3/4" Barb	12 1/4" x 4" x 2 3/4"	1,500 Gal	1,000 gph	200 Gal	642 gph
A00267	15	8'	3/4" Barb	12 1/4" x 4" x 2 3/4"	2,000 Gal	1,800 gph	500 Gal	700 gph
A00285	8	8'	3/4" Barb / Hanger	12 1/4" x 4" x 2 3/4"	1,500 Gal	1,000 gph	200 Gal	642 gph
A00286	15	8'	3/4" Barb / Hanger	12 1/4" x 4" x 2 3/4"	2,000 Gal	1,800 gph	500 Gal	700 gph



AQUA UV CLASSIC TWIST UV STERILIZER/CLARIFIER

The rotating union of this Sterilizer gives you the flexibility to adjust the inlet and outlet to the perfect position for your installation. 1 year warranty. **The Classic Twist will use the same accessories as the Classic.**

Item #	Watts	Cord	Inlet/Outlet	Dimensions	UV Clarifier		UV Sterilizer	
					Pond Size	Flow Rate	Pond Size	Flow Rate
A00337	25	15'	2" Slip	20" x 6" x 2 1/2"	4,000 Gal	2,000 gph	1,200 Gal	1,200 gph
A00345	40	15'	2" Slip	37 3/8" x 6" x 2 1/2"	6,000 Gal	3,000 gph	2,000 Gal	2,900 gph
A00341	57	15'	2" Slip	20" x 6" x 2 1/2"	6,500 Gal	3,250 gph	3,000 Gal	3,200 gph

AQUA UV CLASSIC UV STERILIZER/CLARIFIER



The Classic Series UV's are ideal for ponds, aquariums, and water features. The Classic's rugged design has features that allow for quick installation and easy maintenance. Aqua Ultraviolet UV's will clear your water in 3 to 5 days sometimes overnight and keep it that way. Performance is guaranteed when sized, installed and operated according to our instructions. Includes a 15' cord and a 1 year warranty.

Item #	Watts	Wiper	Inlet/Outlet	Color	Dimensions	Pond Size	Flow Rate
A00010	8	—	2" Slip	White	16" x 6" x 2 1/2"	1,500 Gal	1,000 gph
A00017	15	—	2" Slip	White	16" x 6" x 2 1/2"	2,000 Gal	1,800 gph
A00013	15	Included	2" Slip	White	16" x 6" x 2 1/2"	2,000 Gal	1,800 gph
A00025	25	—	2" Slip	White	20" x 6" x 2 1/2"	4,000 Gal	2,000 gph
A00021	25	Included	2" Slip	White	20" x 6" x 2 1/2"	4,000 Gal	2,000 gph
A00040	40	—	2" Slip	White	36 3/8" x 6" x 2 1/2"	6,000 Gal	3,000 gph
A00060	40	Included	2" Slip	White	36 3/8" x 6" x 2 1/2"	6,000 Gal	3,000 gph
A00057	57	—	2" Slip	White	20" x 6" x 2 1/2"	6,500 Gal	3,250 gph
A00068	57	Included	2" Slip	White	20" x 6" x 2 1/2"	6,500 Gal	3,250 gph
A00080	80	—	2" Slip	White	36 7/8" x 16 1/2" x 3 3/4"	9,000 Gal	N/A
A00083	80	Included	2" Slip	White	36 7/8" x 16 1/2" x 3 3/4"	9,000 Gal	N/A
A00114	114	—	2" Slip	White	20" x 16 1/2" x 3 3/4"	9,500 Gal	N/A
A00120	120	—	2" Slip	White	36 7/8" x 21 3/8" x 3 3/4"	12,000 Gal	N/A
A00122	120	Included	2" Slip	White	36 7/8" x 21 3/8" x 3 3/4"	12,000 Gal	N/A
A00160	160	-	2" Slip	White	36 7/8" x 17 1/2" x 8 5/8"	16,000 Gal	N/A
A00200	200	-	2" Slip	White	36 7/8" x 17 1/2" x 14"	20,000 Gal	N/A
A00202	200	Included	2" Slip	White	36 7/8" x 17 1/2" x 14"	20,000 Gal	N/A
A00240	240	-	2" Slip	White	36 7/8" x 22 1/2" x 8 5/8"	25,000 Gal	N/A

AQUA UV CLASSIC & CLASSIC TWIST ACCESSORIES

Item #	Name	Item #	Name	Item #	Name
A20008	8 Watt UV Lamp	A10008	8 Watt UV Sleeve	A30007	8W Transformer
A20015	15 Watt UV Lamp	A10015	15 Watt UV Sleeve	A30014	15W Transformer
A20025	25 Watt UV Lamp	A10025	25 Watt UV Sleeve	A30024	25W Inline Transformer
A20040	40 Watt UV Lamp	A10040	40 Watt UV Sleeve	A30044	40W Inline Transformer
A20057	57 Watt UV Lamp	A10057	57 Watt UV Sleeve	A30055	57W InlineTransformer

We offer the full line of Aqua UV products. Call if you don't see the product you need

ATLANTIC TRITON 3 IONIZER



- Clears water without harsh chemicals
- Level of mineralization is controlled by LED panel
- Treats ponds up to 25,000 gallons
- Triton Ionizer app adjust level of ionization, controls the power and more. Available in both Android and Apple.
- 3 year warranty

Item #	Description	Volts	Inlet/Outlet	Cord
TRION3	Triton 3 Ionizer	12V	2"	25'
TRION2-RA	Anode (Triton 2)	-	-	-
TRION-RA	Anode (Triton 1)	-	-	-
TRION-TS	Copper Test Strips	-	-	-

AQUASCAPE IONGEN SYSTEM



- Outdoor weatherproof Control Panel
- Adjustable ionization level
- Indicator notifies you when the probe needs to be replaced
- Cable to transformer (12') and probe (15')
- Includes 1", 1 1/4", 1 1/2" multi-hose fitting, 2" mpt x 2" slip
- Controls string algae in ponds
- For ponds up to 25,000 gallons

EPA Registered

Item #	Description	Volts	Inlet/Outlet	Cord
95027	IonGen System	12V	2"	27'
95028	Replacement Probe	-	-	-
96020	Copper Test Strips - 25 strips	-	-	-



SAVIO SKIMMERFILTER

- Provides complete filtration for ponds under 1000 gal.
- Supports biological health, provides mechanical filtration and polishes water
- Eliminates green water & improves water quality when operated with optional UVC

What makes the Savio Skimmer Better

- Sturdy non-skid cover with security lock nuts
- Built-in UV ports to house optional UV Clarifiers
- Integrated water-stop flange for concrete installations
- 5 year warranty

Item #	Weir Faceplate	Flow Rate	Dimensions	Pump Area
SS0000/SSW6000	6"	500-2500 gph	24" W x 28" L x 20" H	7" W x 13" L x 18" H
SS0000/SSW8500	8.5"	1800-5000 gph	24" W x 28" L x 20" H	7" W x 13" L x 18" H
SS0000/SSW16000	16"	5000-8500 gph	24" W x 28" L x 20" H	7" W x 13" L x 18" H

SAVIO SKIMMERFILTER ACCESSORIES

Item #	Name
RU1805	18 Watt Bulb (4 prong)
RU2605	26 Watt Bulb (4 prong)
RU5005	50 Watt Bulb (4 prong)
K1003R	Autofill Kit - Right



SAVIO UVINEX UV CLARIFIER FOR SAVIO SKIMMERS

Coated bulb technology does away with fragile glass sleeves and is virtually maintenance free - simply wipe clean with a damp cloth to restore full effectiveness.

Item #	Watts	Skimmer	Cord
SUV018A	18	Compact Skimmer	13'
SUV026A	26	Skimmerfilter	13'
SUV050A	50	Skimmerfilter	13'

Item #	Name
K1003L	Autofill Kit - Left
RS003	Replacement Basket
RS024	Repl. Media Frame Assy.
RS020	Replacement Mat



AQUA UV RETROFIT UV CLARIFIER FOR SAVIO SKIMMERS

The Aqua UV Retrofit UV Clarifier fits Savio Compact Skimmers and Skimmerfilters. Includes a 12' cord & a 1 year warranty.

Item #	Watts	Skimmer	Pond Size	Replacement Bulb
A00357	15	Compact Skimmer	2,000 gal	A20015
A00333	25	Skimmerfilter	4,000 gal	A20025
A00332	57	Skimmerfilter	6,500 gal	A20057

ATLANTIC POND SKIMMERS



PS15000



PS7000



PS4600

Atlantic Pond Skimmers come equipped with Super Flow weir doors, debris net, and oversized brush panels that reduce maintenance. Atlantic also offers a complete line of accessories so you can customize your skimmer for every application. Best of all Atlantic stands behind its rugged enclosures with a Lifetime Warranty.

* Ships Freight Truck



PS3000

The PS3000 Satellite Skimmer is used in conjunction with the Atlantic PS7000 & PS15000 Pond Skimmers. The Satellite skimmer will clean hard-to-reach areas and pump the water up to the main pond skimmer.

Item #	Weir Width	Flow Rate	Filtering	Matching Filterfalls	Dimensions
PS3000	6"	1,000-3,000 gph	Basket	-	13" W x 13" L x 25" H
PS3900	6"	1,000-3,900 gph	Net, Matala Mat	BF1600	17 3/4" W x 19 1/2" L x 19 1/2" H
PS4600	6"	2,000-4,000 gph	Net, Brush Panel	BF1900	19 1/2" W x 26" L x 22" H
PS7000	9"	4,000-7,000 gph	Net, Brush Panel	BF2600	25" W x 30" L x 24" H
*PS15000	14"	7,000-15,000 gph	Net, Brush Panel	BF3800	28" W x 33" L x 31" H

ATLANTIC ROCK LIDS FOR SKIMMERS

RL70



RL30



RL40



Great Lakes



Desert



Mountain

Pump Vault: RL30 - PV1800, PV2300, & RHPV

* Oversized Ships FedEx Ground

Item #	Style	Dimensions	Skimmer
RL30D	Desert	24" Dia. x 5"	PS3900
RL30G	Great Lakes	24" Dia. x 5"	PS3900
RL30M	Mountain	24" Dia. x 5"	PS3900
RL40D	Desert	35" x 26" x 5"	PS4000 - PS4900
RL40G	Great Lakes	35" x 26" x 5"	PS4000 - PS4900

Item #	Style	Dimensions	Skimmer
RL40M	Mountain	35" x 26" x 5"	PS4000 - PS4900
*RL70D	Desert	40" x 36" x 10"	PS7000 - PS9500
*RL70G	Great Lakes	40" x 36" x 10"	PS7000 - PS9500
*RL70M	Mountain	40" x 36" x 10"	PS7000 - PS9500

ATLANTIC SKIMMER ACCESSORIES

Item #	Name	Skimmer
SM3900	Replacement Mat	PS3900
SM4600	Replacement Mat	PS4600/PS4900
SM7000	Replacement Mat	PS7000/PS9500
SM15000	Replacement Mat	PS15000
NT3000	Replacement Net	PS3000
NT3900	Replacement Net	PS3900
NT4600	Replacement Net	PS4600/PS4900
BK4600	Replacement Brush Kit	PS4600/PS4900
BK7000	Repl. Brush Kit	PS7000/PS9500
BK15000	Repl. Brush Kit	PS15000

WATERSCAPES FILTERFALL/SKIMMER COMBOS



FILT23 is designed for ponds up to 1,200 gallons and pump flows up to 2,500 gph.

FILT25 is designed for ponds up to 2,000 gallons and pump flows up to 2,500 gph.

FILT27 is designed for ponds up to 2,000 gallons and pump flows up to 4,000 gph.

Item #	Name
FILT23	Combo BF1000/PS4000
FILT25	Combo BF1250/PS4000
FILT27	Combo BF1250/PS4500



AQUASCAPE SIGNATURE SERIES

Aquascape Signature Series Pond Skimmer provides efficient mechanical filtration by removing unwanted debris from the surface of the pond, significantly reducing maintenance and improving water quality. While providing a protected location for the pump, extending pump life. The extremely durable, UV protected,

high-density polyethylene construction and the rounded shape maximize the strength of the filter, enabling installation in freeze-thaw conditions.

Signature Series Pond Skimmers are easy to install and backed by a limited lifetime warranty, ensuring year after year of trouble-free use.

Item #	Description	Pond Size	Outlet	Max. Flow	Weir Size	FILTER	Dimensions
43020	Series 200	200 sq ft	2"	3,000 gph	6" Opening	Leaf & Debris Net	20" x 17 1/2" x 17.5"
43021	Series 400	400 sq ft	2"	4,000 gph	6" Opening	Rigid Basket	21 1/2" x 18" x 21"
43022	Series 1000	1,000 sq ft	2"	10,000 gph	8" Opening	Rigid Basket & Filter Mat	21" x 22" x 26.5"

AQUASCAPE SKIMMER ACCESSORIES

Item #	Name
99775	Debris Net for MicroSkim
48026	Dual Union Check Valve 2.0
29004	Skimmer Mat for Signature Series 6.0 & 8.0
29003	Skimmer Rigid Debris Basket for Signature Series 6.0 & 8.0
98464	BioBalls (100 ct) - 1 1/2" Dia.

Item #	Name	Skimmer
MK4600	Replacement Mat Kit	PS4600/PS4900
MK7000	Replacement Mat Kit	PS7000/PS9500
MK15000	Replacement Mat Kit	PS15000
NT7000	Replacement Net	PS7000/PS9500
NT15000	Replacement Net	PS15000
AF1000	Auto Fill Kit	All
GK600	Gate Keeper Brushes - 6" Weir	PS3000/4600
GK900	Gate Keeper Brushes - 9" Weir	PS4900/7000
GK1400	Gate Keeper Brushes - 14" Weir	PS9500/PS14000
BD2000	Bottom Drain Kit	Pro Series Skimmers



WATERSCAPES POND SKIMMERS

- Rugged high-molecular weight polyethylene shell has a lifetime warranty.
- Each unit includes removable lid, filter mat, basket, and silicone.
- Dimensions: 17.5" x 24" x 22"

Item #	Faceplate	Flow Rate	Filterfalls
PS4000	6"	1,000-3,000 gph	BF1000/BF1250
PS4500	9"	2,000-4,000 gph	BF1500

WATERSCAPES SKIMMER ACCESSORIES

Item #	Name	Skimmer
SM4000	Replacement Mat	PS4000/PS4500
BS4000	Replacement Basket	PS4000/PS4500
GK600	Gate Keeper Brushes - 6" Weir	PS4000
GK900	Gate Keeper Brushes - 9" Weir	PS4500

Item #	Name
29073	Classic Series Std. & Large Skimmer Filter Mat
29146	Standard Classic Series Skimmer Debris Net
29075	Signature Series 400 Debris Net
56000	Signature Series 1000 Rigid Plastic Mat
29071	Grande Skimmer Debris Net



OASE SWIMSKIM

- Installs without the need to cut the liner
- Includes 800 gph pump
- "Plug-and-play" operation
- Up to 270 sq. ft. pond surface
- Functions as a biological filter and air injector
- Air injector improves water quality
- Regular maintenance only takes seconds.
- Skimmer basket can be lifted out without disassembly
- 1 year warranty

Item #	Integrated Pump	Watts	Cord	Dimensions
50040	800 gph	40	15'	13" x 12" x 10"



OASE AQUASKIM 40

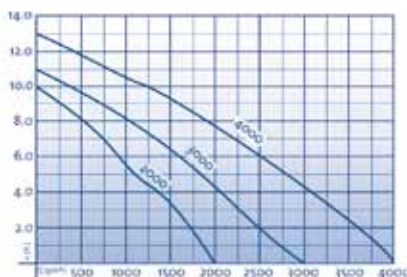
- Floor mounted in-pond skimmer
- Can be easily added to any new or existing water feature
- Telescopic design accommodates reservoir depths from 19" to 36" without modification, and as little as 11" by trimming support tube
- Float ring automatically adjusts to fluctuations in pond level up to 6"
- Easy to clean debris basket with lifting loop can be retrieved without entering pond
- Add stones to wide base to stabilize the unit
- Ideal for use with the adjustable secondary inlet of Eco Premium pumps
- Includes Sch40 adapter and metric kink free hose adapter
- 2 year warranty

Item #	Rec Flow	Outlet	Dimensions
57395	1,600 - 4,200 gph	1" - 1 1/2"	14" Dia. x 32" H



OASE AQUAMAX ECO PREMIUM

- Outstanding energy balance: Reliable displacement using even less energy
- Supplemental, patented connection of optional filter accessories for debris supply from more distant pond zones
- Unique, patented frost protection: The pump will not be damaged at temperatures as low as -20 °C, guaranteed
- Flow rate can be mechanically and electronically adjusted
- Quiet for dry setup on swim ponds and bathing ponds
- Plant remains or fish waste to 11 mm in size are displaced
- Environmental Function Control (EFC by OASE) protects against dry run and blocking
- Patented "Seasonal Flow Control" for intelligent and environmentally-conscious regulation of flow rate and delivery head
- An additional 30% energy savings is possible with SFC switched on
- Includes 1 1/2" & 2" PVC hose adapters
- 5 year warranty



Aquamax Satellite Filter

ACCESSORIES

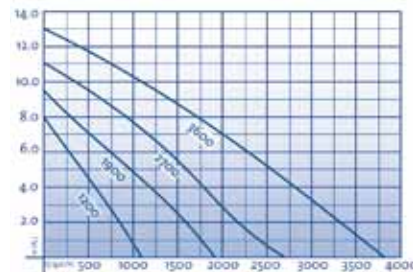
Item #	Description	Dimensions
51074	Aquamax Satellite Filter	11" x 9 3/8" x 4"
840318	Extension Cable 12V Premium 10.0 M	

Item #	Max Head	Max Flow	Volts	Watts	Kink-Free Connection	Flex PVC Connection	Dimensions	Cord Length
57499	10'	2,000 gph	110	65	1", 1 1/4", 1 1/2" & 2"	1 1/2" - 2"	13 1/2" x 11" x 6 1/2"	20'
57500	11'	3,000 gph	110	110	1", 1 1/4", 1 1/2" & 2"	1 1/2" - 2"	13 1/2" x 11" x 6 1/2"	20'
88675	11'	3,000 gph	12	95	1", 1 1/4", 1 1/2" & 2"	1 1/2" - 2"	13 1/2" x 11" x 6 1/2"	8'+26'
57501	13'	4,000 gph	110	150	1", 1 1/4", 1 1/2" & 2"	1 1/2" - 2"	13 1/2" x 11" x 6 1/2"	20'

OASE AQUAMAX ECO CLASSIC



- Extremely economical: Thanks to its energy efficient motor, the AquaMax Eco Classic saves power – and money – in operation
- Uncompromising reliable: Powerful conveyance of coarse debris particles up to 8 mm in size into a filter
- Included in the scope of delivery: Special hose adapter with threaded collar for different hose sizes
- “Environmental Function Control” (EFC by OASE) protects against dry run and blocking
- Includes 1 1/2" & 2" PVC hose adapters
- 5 year warranty




Item #	Max Head	Max Flow	Watts	Kink-Free Connection	Flex PVC Connection	Dimensions	Cord Length
40347	8'	1,200 GPH	45	1", 1 1/4", 1 1/2" & 2"	1 1/2" - 2"	11" X 9" X 5 1/2"	20'
57620	9 1/2'	1,900 GPH	70	1", 1 1/4", 1 1/2" & 2"	1 1/2" - 2"	11" X 9" X 5 1/2"	20'
57621	11'	2,700 GPH	110	1", 1 1/4", 1 1/2" & 2"	1 1/2" - 2"	11" X 9" X 5 1/2"	20'
57623	13'	3,600 GPH	150	1", 1 1/4", 1 1/2" & 2"	1 1/2" - 2"	11" X 9" X 5 1/2"	20'

OASE WATERFALL PUMPS



- Energy efficient motor, saves power – and money – in operation
- Smaller power cord plug size for easier setup
- Grounding plate provides unparalleled protection against electrical hazards in your pond
- Uncomprisingly reliable: high cleaning force, it pumps pond water and coarse debris particles, up to 1/6 in. into a filter
- Special hose adapter with threaded collar for different hose sizes (only 6600-8000)
- Inline capable (only 6600-8000)
- 2 year warranty + 1 years upon product registration



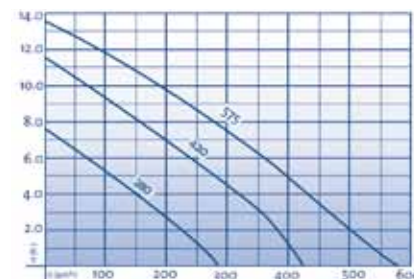
Item #	Max Head	Max Flow	Watts	Inlet	Outlet	Hose Adapter	Dimensions	Cord Length
45421	16.5'	1,650 gph	70	-	1 1/4" mpt	1" & 1 1/2"	8.4" x 5" x 6.23"	20'
45422	19.5'	2,300 gph	130	-	1 1/4" mpt	1" & 1 1/2"	8.4" x 5" x 6.23"	20'
45423	19.5'	3,700 gph	170	-	1 1/2" mpt	1" & 1 1/2"	9.4" x 5.4" x 6.5"	20'
45424	22.5'	5,150 gph	230	-	2" mpt	1 1/2" & 2"	9.4" x 5.4" x 6.5"	20'
45425	26.5'	6,600 gph	460	2" mpt	2" mpt	1 1/2" & 2"	11.9" x 6.8" x 8.6"	20'
45426	32'	8,000 gph	600	2" mpt	2" mpt	1 1/2" & 2"	11.9" x 6.8" x 8.6"	20'

OASE AQUARIUS FOUNTAIN SET



The Aquarius Fountain Set Eco is easy to install and can be used in a wide variety of water features. The telescopic extension with integrated swivel head allows you to align the nozzle display. A second outlet that can be adjusted separately allows it to be connected to a small watercourse or other decorative feature. Three different nozzle choices and simple adjustment of the fountain height make it easy to change the water pattern whenever it is desired.

- On the second separately adjustable outlet, a small watercourse or decorative feature can be connected. Suitable for 1/2" to 1" hoses.
- Three different nozzles choices are included: Vulcan, Lava and Magma.
- The adjustable swivel head makes it simple and easy to correctly align the display nozzle even in water features with uneven bottoms or shelves



Item #	Description	Max Head	Max Flow	Watts	Outlet	Dimensions	Cord Length
77378	Aquarius 250	4.2'	250 gph	12	1" MPT	7.7" x 6" x 11.6"	20'
77379	Aquarius 550	6.9'	550 gph	16	1" MPT	7.7" x 6" x 11.6"	20'
77380	Aquarius 825	8.5'	825 gph	27	1" MPT	7.7" x 6" x 11.6"	20'
77381	Aquarius 1100	9.8'	1,100 gph	42	1" MPT	7.7" x 6" x 11.6"	20'

OASE FILTRAL (FILTER, UV LIGHT & PUMP)



The Filtral UVC is a compact underwater filter and nozzle display for decorative water features and ponds. Mechanical, Biological and UltraViolet filtration are all built into this attractive and easy to service unit. The Filtral 800 and 1600 also include an aeration nozzle that delivers additional oxygen to the water feature.

- Two different filter sponges, as well as bio-surface elements and ceramic media, ensure robust and efficient mechanical and biological filtration. The built in UltraViolet Clarification unit delivers clear and healthy water.
- The easy to open clips allows for quick access to the filter media for cleaning. It is not necessary to dismantle the nozzle fixture for cleaning.
- 2 year warranty
- Pond size 7 Watt:
 - 700 gal no fish
 - 350 gal small fish
 - 175 gal Koi
- Pond size 9 Watt:
 - 1,200 gal no fish
 - 600 gal small fish
 - 300 gal Koi

ACCESSORIES

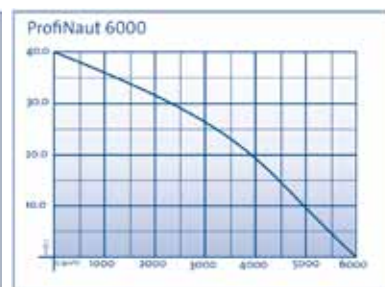
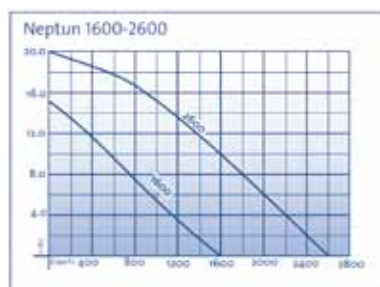
Item #	Name
40963	7 Watt UV Lamp
40964	9 Watt UV Lamp

Item #	Description	Max Head	Max Flow	UV	Watts	Dimensions	Cord Length
76004A	Filtral 400	4.2'	400 gph	5 Watt	20	9.1" x 8.7" x 10.6"	15'
76005	Filtral 800	4.2'	800 gph	9 Watt	22	10.6" x 9.2" x 11.5"	15'
76006	Filtral 1600	6.1'	1,600 gph	13 Watt	50	11.4" x 8.9" x 14.2"	15'



OASE NEPTUN PUMPS

- Compact, innovative stainless steel design.
- Fully capable of overwintering, even if the pump completely freezes.
- Suitable for submersed or below water level dry installation.
- Includes adapter set for connecting all 1" and 1 1/2" nozzles from the OASE range.
- 5 year limited warranty



An excellent pump for producing impressive water displays in demanding applications. Head heights of up to 40 feet are possible.

Item #	Model	Max Head	Max Flow	Watts	Outlet	Dimensions	Cord Length
57394	Neptun 1600	15.5'	1,600 gph	100	1" mpt	12" x 6" x 5"	20'
57096	Neptun 2600	20'	2,630 gph	220	1 1/2" mpt	14" x 7" x 7"	20'



OASE FOUNTAIN PUMPS

Fountain pumps--the fountain's workhorses--are compact in design and powerful in speed, built to optimize any water feature. They offer variations in speed, volume and power consumption and require minimal maintenance.

- Energy efficient, low energy consumption
- Compact design
- Smaller power cord plug size for easier setup
- Features suction cups on the bottom of the pump for stabilization
- Quiet operation
- Ideal for continuous operation
- Easy adjustment of the flow rate
- 3 year limited warranty

Item #	Fountain Pump	Max Head	Max Flow	Watts	Outlet Fittings	Dimensions	Cord Length
45417	90	2.8'	90 gph	4	3/8" & 1/2"	2.86" x 1.49" x 2.21"	6'
45413	150	3.6'	135 gph	7	3/8" & 1/2"	3.29" x 1.72" x 2.35"	6'
45414	320	6.2'	320 gph	23	1/2" & 3/4"	3.97" x 2" x 3"	16'
45416	525	7.9'	525 gph	42	1/2", 5/8", 3/4"	4.38" x 2.36" x 3.35"	16'

OASE 1/2" NOZZLE SET



2-Tier Nozzle



Bell Nozzle



Trumpet Nozzle



Arch Nozzle

Nozzles Kit Includes

- 5" extension tube with flow control
- Bell nozzle
- Trumpet nozzle
- Arch nozzle
- 2-tier nozzle
- Hose tail adapter
- Diverter Valve for 1/4" tubing

Item #	# of Nozzles	Size
51262	4	1/2"



OASE 1" FOUNTAIN HEAD EXTENSION

Extends fountain nozzles from 11" to 20".

Item #
53227



OASE 1" VULKAN FOUNTAIN HEAD

• For flow charts go to www.pondliner.com

Item #
55882



OASE 1" FROTHY FOUNTAIN HEAD

- Stainless Steel Construction
- For flow charts go to www.pondliner.com

Item #
53224



OASE 1" LAVA FOUNTAIN HEAD

- For flow charts go to www.pondliner.com

Item #
55881



ATLANTIC CASCADE COLUMN NOZZLE

- Creates a thick column by inducing water
- Appearance will vary depending on water level
- 3 year warranty
- For flow charts go to www.pondliner.com

Item #	Inlet	Dimensions	Warranty
73829	1.5" mpt	2" x 6.5"	3 year



ATLANTIC ADJUSTABLE FROTHY NOZZLE

- Creates a "frothy" appearance by inducing air
- For flow charts go to www.pondliner.com

Item #	Inlet	Dimensions	Warranty
73827	1" mpt	2" x 6"	3 year



ATLANTIC HORIZONTAL CONE NOZZLE

- Horizontal Cone adjusts height and width with center cap
- Nozzle functions independently of water level
- Wind-resistant circular pattern
- For flow charts go to www.pondliner.com

Item #	Inlet	Dimensions	Warranty
73832	1.5" mpt	2" x 6"	3 year



ATLANTIC MULTI-JET COLUMN NOZZLE

- Creates thick vertical column with 17 jets
- Nozzle functions independently of water level
- Wind resistant jet designed for larger water features
- For flow charts go to www.pondliner.com

Item #	Inlet	Dimensions	Warranty
73833	1.5" mpt	4" x 4.5"	3 year



ATLANTIC DIRECTIONAL FAN NOZZLE

- Adjustable ball-and-socket mount
- Creates a solid curtain accent when mounted at a 45° angle
- For flow charts go to www.pondliner.com

Item #	Inlet	Dimensions	Warranty
73830	1" fpt	3" x 6"	3 year



ATLANTIC ARCHING SPRAY NOZZLE

- Creates single central jet and 18 arching sprays
- Best for circular patterns in larger fountains
- For flow charts go to www.pondliner.com

Item #	Inlet	Dimensions	Warranty
73828	1.5" fpt	3.25" x 4.5"	3 year



ATLANTIC DIRECTIONAL JET NOZZLE

- Adjusts with ball-and-socket mount
- Creates arching single sprays when mounted at a 45° angle
- For flow charts go to www.pondliner.com

Item #	Inlet	Dimensions	Warranty
73831	1" fpt	1.75" x 5"	3 year



ATLANTIC NOZZLE ADJUSTMENT BASE

- Nozzle Adjustment Base corrects misalignment of up to 15° off vertical

Item #	Inlet	Dimensions	Warranty
73826	1.25" mpt	4" x 3"	3 year



OASE ECO CONTROL

- For smart regulation and control
- With illuminated two-line display for easy read-out
- For year-round use, splash-proof IP 44
- With flexible fastening material for attachment directly on the pump, on a ground stake (included in the scope of delivery), or for wall installation
- With 33 ft. cable for bi-directional communication
- For dimming / SFC status change / query of power consumption, rotational speed and total runtime of the connected pumps
- A separate power supply is not required
- Not useable if the pump is connected to an EGC network
- 3 year warranty

Item #	Description	Watts	Volts	Dimensions	Cord Length
72375	ECO Control	1	12	3.7" x 3.3" x 1.4"	33'



OASE EASY GARDEN CONTROL (EGC)

The EGC Controller Cloud is the heart of the OASE Easy Garden Control (EGC) system. It enables the control of up to 10 EGC devices via tablet or smartphone with iOS or Android from your router connection or from the OASE Cloud. Complete control of your EGC system can be done from anywhere in the world when connected to the OASE Cloud. It enables convenient operation of the connected devices via WiFi from up to 260 ft. (80 m) or from anywhere in the world using the OASE Cloud. The controller housing has an IP64 waterproof rating which allows for all-season outdoor use and is rain and splash proof.

The controller is equipped with a 6.5 ft. (2 m) EGC cable connection and a 6.5 ft. (2 m) power connection. Included 3 year warranty.

ACCESSORIES

Item #	Description
72385	ProfiLux LED Cable 7.5m
72381	Connection Cable EGC 2.5m
72383	Connection Cable EGC 5m
72384	Connection Cable EGC 10m
72731	Add. Pack Hel-X 13mm 25L

Item #	Description	Devices	WIFI Range	Watts	Volts	Dimensions	Cord Length
72380	EGC Controller Cloud	iOS or Android	260 ft (2.4 GHz)	4	12	5.1" x 3.5" x 1.57"	6.6'



OASE PROFILUX GARDEN LED RGB SPOTLIGHT

All of the effects and color options of the ProfiLux LED light can be controlled with EGC. This compact, robust light is designed for use in and out of water. Up to 4 lights can operated in sync per underwater transformer (not included).

ACCESSORIES

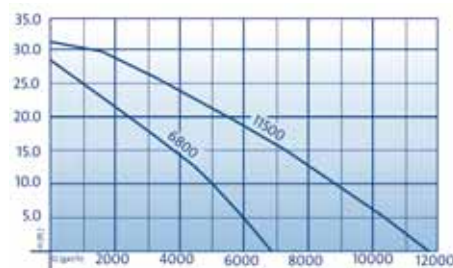
Item #	Description
72378	ProfiLux LED Controller
72379	ProfiLux LED Cable 7.5m

Item #	Description	Light Flux	# of LEDs	Watts	Volts	Dimensions	Cord Length
72377	ProfiLux Single Spotlight	213 lm	3	6	24	3" x 3" x 4.5"	16.5'
72376	ProfiLux Spot Light Set of 3	(3) 213 lm	(3) 3	19 per set	110	3" x 3" x 4.5"	16.5'

OASE AQUAMAX ECO EXPERT



- Stainless steel intake screen displaces debris up to 11 mm
- Patented Seasonal Flow Control (SFC) regulates flow rate and pumping height based on water temperature allowing for an additional 30% energy savings when switched on.
- Inline capability allows the pump to be submerged or dry.
- Environmental Function Control (EFC) shuts off the pump in the event of a dry run or blockage
- Fully controllable through the OASE Easy Garden Control (EGC) connection and using an app on your smartphone or tablet
- 5 year limited warranty



Item #	Description	Max Head	Max Flow	Volts	Watts	Outlet	Dimensions	Cord Length
57875	6800	28'	6,800 gph	240	440	2"	19" x 8.5" x 8"	33'
57963	11500	31'	11,500 gph	240	700	2"	21" x 9.8" x 8.7"	33'

OASE AQUAMAX ECO PREMIUM EXPERT



- Synchronous electronic 12 volt pumps are designed for applications where submersible line voltage pumps are prohibited
- OASE AquaMax Eco Premium 12 volt is an energy efficient pump designed specifically for use inline for recreational ponds or in submersible applications
- Environmental Function Control (EFC) automatically shuts off the pump if dry run or clogged to prevent pump damage
- Pump can be used in-line by removing large-surface, wrap-around pre-filter pre-filter and using mounting bracket to secure
- Pump features a grounding plate for unparalleled safety
- 33' 12 volt extension cables available
- 5 year limited warranty

ACCESSORIES

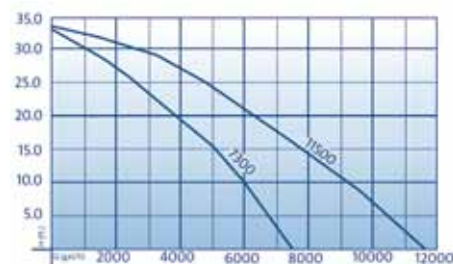
Item #	Name
84032B	Extension Cable 12V ECO Expert 10.0 M

Item #	Description	Max Head	Max Flow	Volts	Watts	Outlet	Dimensions	Cord Length
88676	AquaMax Eco Expert 5300 - 12V	15.1'	5,100 gph	12	260	2"	19.25" x 9.5" x 8.25"	8' + 26'
88677	AquaMax Eco Expert 7100 - 12V	15.1'	7,100 gph	12	260	2"	19.25" x 9.75" x 8.75"	8' + 26'

OASE AQUARIUS ECO EXPERT



- Stainless steel intake screen displaces debris up to 4 mm
- Alternating fountain heights can be achieved by switching on the Dynamic Function Control (DFC) and using one of the 12 preprogrammed scenes (when connected to the EGC controller).
- Inline capability allows the pump to be submerged or dry.
- Environmental Function Control (EFC) shuts off the pump in the event of a dry run or blockage
- Fully controllable through the OASE Easy Garden Control (EGC) connection and using an app on your smartphone or tablet
- 5 year limited warranty



Item #	Description	Max Head	Max Flow	Volts	Watts	Outlet	Dimensions	Cord Length
57964	7300	32.8'	7,300 gph	240	440	2"	19" x 8.5" x 8"	33'
57978	11500	31'	11,500 gph	240	700	2"	21" x 9.8" x 8.7"	33'

OASE AQUARIUS ECO PREMIUM EXPERT



- Brushless DC pumps are powerful, next generation pumps for demanding applications requiring extremely powerful flows and economical water delivery
- Aquarius Eco Expert 12 volt pumps were designed specifically for fountains where submersible line voltage pumps are prohibited
- Unique patented frost protection safeguards pump from freeze damage down to -4°F so they can remain in place all winter long
- Integrated Environmental Function Control prevents run dry damage and integrated grounding plate offers unparalleled safety
- Built in Dynamic Function Control (DFC) offers 1 pre-programmed scene, alternating fountain heights; connect pump to controller for 11 additional pre-programmed scenes
- Eco Control and EGC Cloud Controller operate and monitor pump remotely (sold separately)
- Submersed or inline installation in a variety of water types, including chlorinated pool and salt water
- 33' 12 volt extension cables available
- 5 year limited warranty

ACCESSORIES

Item #	Name
84032B	Extension Cable 12V ECO Expert 10.0 M

Item #	Description	Max Head	Max Flow	Volts	Watts	Outlet	Dimensions	Cord Length
88678	Aquarius Eco Expert 5300 - 12V	27.1'	5,300 gph	12	240	1.5", 2"	19.5" x 9.5" x 8.5"	8' + 26'

OASE PROFICLEAR PREMIUM COMPACT EGC



- Innovative Rotary Drum Filter technology utilizes a rotating screen to remove debris and moving bed filtration to strip ammonia and nitrites from the water
- Integrated Sieve screens filter down to 60 microns (Compact M) / 80 microns (Compact L)
- Hel-X-13 bio-media provides a larger surface area for settlement of microorganisms effectively decomposing nutrients and pollutants in the water
- 40L of Hel-X filter media included and can decompose up to 10 oz. (272g) of food waste per day
- Built-in 2 bar (29 psi) high-pressure pump produces spray that cleans drum filter
- Fully-automated Micro Control System automatically senses when the filter needs to clean and cycles on the main function cleaning cycles
- Automatically removes dirt and waste from water through 4 in. waste discharge outlet
- Digital temperature display provides accurate water temperatures for seasonal maintenance
- Innovative bypass technology provides optimal movement, with high rates of flow for the self-cleaning of decayed biomass
- Integrated linear air stones provide extra oxygen are recommended in the module with included connection kit for AquaOxy 450 (not included)
- Includes connection kit for air pumps with different outlet sizes
- Fully controllable through the OASE Easy Garden Control (EGC) connection and Controller using an app on your smartphone or tablet (iOS or Android)
- Included 3 year warranty
- Ships freight truck

Item #	Description	Min/Max Flow	Outlet	Inlet	Discharge	Max Pond Vol	Watts	Volts	Dimensions	Cord Length
72374	ProfiClear Compact M	2,000 gph / 4,000 gph	4"	2"	3" / 4"	21,000 gal	870 (cleaning)	120	34.8" x 37" x 32"	16.4' + 3.3' unit
73379	ProfiClear Compact L	2,000 gph / 5,280 gph	4"	3"	3" / 4"	31,500 gal	870 (cleaning)	120	53" x 35.5" x 32.5"	16.4' + 3.3 unit



SHINMAYWA NORUS WATERFALL PUMPS

- High Efficiency, long life and low operating cost.
- Corrosion Resistant, 304 stainless steel and Poly Amide fiber reinforced resin provides superior corrosion resistance even in hard applications.
- Thermal Overload, prevents motor from overheating due to locked rotor or under voltage.
- Vortex Impeller Design, superior solids handling characteristics, especially with fibrous and stringy materials.
- Solids handling up to an 1 1/4"
- 2 year warranty

FLOW CHART

Item #	0'	5'	10'	15'	20'	25'	30'
50CR2.15S	3,300	2,700	1,800	900	—	—	—
50CR2.25S	4,800	3,960	3,000	2,100	1,320	780	—
50CR2.4S	5,700	5,220	4,260	3,480	2,520	1,800	1,080
50CR2.75S	7,000	6,720	6,000	5,280	4,800	4,080	3,180

ACCESSORIES

Item #	Name
SJ20VM1WP	Low Water Cut-Off Switch (pg 56)
M401348A	Horizontal Kit
VCA20	2" Union Check Valve
FPRC3020	3" x 2" Reducing Coupling
FPTN20	2" Toe Nipple x 3" M Slip
FPON20	2" Offset Adgt Nipple x F Slip
T012	Turbine Oil
Turbine Oil is good for all ShinMaywa pumps	

Item #	HP	Max Head	Amps/Watts	Volts	Outlet	Cord Length	Dimensions
50CR2.15S	1/5	19'	3/328	115	2" FPT	20'	14.96" x 8.11" x 5.67"
50CR2.25S	1/3	27'	4.4/414	115	2" FPT	32'	15.51" x 9.45" x 6.89"
50CR2.4S	1/2	37'	5.5/567	115	2" FPT	32'	15.67" x 9.45" x 6.89"
50CR2.75S	1	48'	10/1088	115	2" FPT	32'	15.6" x 9.45" x 6.89"
50CR2.75S-2	1	48'	10/1088	240	2" FPT	32'	15.6" x 9.45" x 6.89"



SHINMAYWA NORUS XP PUMP

- 2 year warranty.
- 1 1/4" solids handling
- Single phase
- Thermal overload protection
- 32' Cord

FLOW CHART

Item #	5'	10'	15'	20'	25'	30'
50CRXP2.75S	10,200	8,700	6,600	5,100	3,300	2,160

Item #	HP	Max Head	Amps/Watts	Volts	Dimensions	Outlet
50CRXP2.75S	1	34'	11 / 1210	115	5 13/16" x 9 5/16" x 18 1/8"	2"



SHINMAYWA CVC SERIES PUMPS

- Vortex impeller for superior solids handling capability
- Air filled Class E insulated heavy duty motor operates cooler with higher efficiencies
- Double mechanical seals made of silicon carbide operate in an oil bath providing longer service life and lower maintenance
- Capacitor and power cord connections are isolated from motor housing and easily accessible for field maintenances
- Stainless Steel noncorrosive hardware
- Auto cut thermal overload protects the pump from over current & over temperature
- Dimensions: 8" x 16" x 24"
- 1 Year Warranty

ACCESSORIES

Item #	Name
T012	Turbine Oil
<i>Turbine Oil is good for all ShinMaywa pumps</i>	

FLOW CHART

Item #	5'	10'	15'	20'	25'	30'	40'
65CVC41.5S	16,500	13,800	11,700	9,900	7,800	5,700	2,400

Item #	Max Head	Amps/Volts	Outlet	Solids	Phase	Cord Length	HP
65CVC41.5S	42'	10/230	3" FPT	2"	1	33'	2



SHINMAYWA CNL SERIES PUMPS

- 2 Vane non-clog high efficiency impeller
- Air filled Class E insulated heavy duty motor operates cooler with higher efficiencies
- Built in motor protection—Protects against over-heat, out of phase and single phasing
- Large solids handling capabilities
- Double mechanical seals—operate in an oil bath
- CNL pumps require a control panel to operate (see below)
- 2 Year Warranty

FLOW CHART

Item #	5'	10'	15'	20'	25'	30'	35'	40'	45'	50'
65CNL41.5T	25,200	22,800	18,900	15,000	9,600	7,200	3,300	900	—	—
80CNL42.2T-2	—	31,800	25,200	21,600	17,700	13,800	9,600	4,200	900	—
80CNL43.7T-2	—	42,000	39,000	34,800	30,000	24,600	19,800	14,400	9,600	3,600
100CNL45.5T-2	—	51,000	48,000	45,000	41,400	36,600	32,400	27,000	21,600	18,000
100CNL47.5T-2	—	—	54,000	52,200	49,800	46,500	42,600	39,000	33,600	30,000

Item #	Max Head	Amps/Volts	Outlet	Solids	Phase	Cord Length	HP
65CNL41.5T	42'	6.5/230	3" FPT	2"	3	32'	2
80CNL42.2T-2	49'	8.9/230	3" FPT	2"	3	32'	3
80CNL43.7T-2	58'	15/230	4" FPT	2.5"	3	32'	5
100CNL45.5T-2	68'	20.5/230	4" FPT	2.5"	3	32'	7.5
100CNL47.5T-2	83'	29/230	4" FPT	2.5"	3	32'	10

SHINMAYWA VARIABLE SPEED PUMP CONTROL PANELS & STARTER PANELS



- No light dimming inrush current
- Pump "Soft starts" and "Soft stops", reducing water hammer
- Superior motor overload protection as well as voltage and power loss protection
- Senses faults and shorts circuits and shuts down the pump in microseconds to prevent irreparable motor damage
- Slow down the motor at night to save power & maintain critical circulation
- 24 hour timer to control on/off or high/low speed functions
- Gives owner the ability to vary the speed of the pump achieving different look and noise levels in a feature
- Nema 4X weather proof enclosure
- Speed knob for variable speed control
- Terminals for incoming power and pump connections
- On/off/auto switch for manual control or timer operation
- Includes a 2 year warranty

Item #	Description	Output Amps	3 Phase HP	Dimensions
ALCP030	Variable Speed Control Panel for 2-3 hp pumps	10.6	3	18" x 16" x 10"
ALCP050	Variable Speed Control Panel for 5 hp pumps	18.9	5	30" x 24" x 10"
ALCP070	Variable Speed Control Panel for 7.5 hp pumps	27.5	7.5	30" x 24" x 12"
ALCP100	Variable Speed Control Panel for 10 hp pumps	31	10	30" x 24" x 12"

Item #	Description	Overload Setting	Dimensions
FPM4-20	Motor Starter Panel 4-20	4-20 fla	12" x 10.2" x 6.19"
FPM9-45	Motor Starter Panel 9-45	9-45 fla	12" x 10.2" x 6.19"



- Constructed without mechanical seal or oil
- Screw attachment to hold screen in place
- Rope/cable loop for deep installation retrieval
- Modular screen ability
- 3 year warranty

LITTLE GIANT WET ROTOR PUMPS

Can be used submersed or externally and vertically or horizontally.

FLOW CHART

Item #	0'	1'	5'	10'	15'	20'	25'
F10-1200	1,296	1,256	1,103	840	416	96	—
F20-2700	2,772	2,706	2,095	961	—	—	—
F30-4000	4,060	3,850	2,897	1,922	729	—	—
F40-5500	5,540	5,256	4,233	2,894	1,956	416	—
F50-5000	5,020	4,888	4,332	3,599	2,799	1,938	885
F70-7300	7,365	7,093	5,929	4,664	3,196	2,042	723

Item #	Name	Max Head	Watts	Inlet/Outlet	Dimensions	Cord Length
566724	F10-1200	22'	157	1 1/2" MPT	9.9" x 5.7" x 7.5"	20'
566725	F20-2700	14.9'	147	1 1/2" MPT	9.9" x 5.7" x 7.5"	20'
566726	F30-4000	18.8'	215	2" MPT	13.25" x 6.1" x 8"	20'
566727	F40-5500	21.3'	360	2" MPT	13.25" x 6.1" x 8"	20'
566728	F50-5000	28.5'	413	2" MPT	13.25" x 6.1" x 8"	20'
566729	F70-7300	28'	660	2" MPT	13.25" x 6.1" x 8"	40'



WGFP-100



WGFP-50
WGFP-75



WGFP-33

- Solids-handling
- cCSAus Certified.
- Limited 2 year warranty.

- 115 Volt
- 19' Cord
- Constructed with stainless steel, cast iron and durable thermoplastic

LITTLE GIANT WATER FEATURE PUMPS

FLOW CHART

Item #	5'	10'	15'	20'	25'	30'	35'	40'
WGFP-33	2,500	2,000	1,400	600	—	—	—	—
WGFP-50	4,280	3,520	2,780	1,830	800	—	—	—
WGFP-75	4,890	4,350	3,750	3,070	2,262	—	—	—
WGFP-100	6,400	5,500	4,700	3,700	2,500	—	—	—
WGFP-150	9,750	8,200	6,500	4,600	2,200	—	—	—
WGFP-200	16,000	15,000	13,410	11,575	9,775	7,645	5,610	3,120

Item #	Name	Max Head	Amps/Watts	Volts	Outlet	Dimensions	Solids Handling	HP
566068	WGFP-50	30'	7 / 590	115	2" FPT	13 7/8" X 8 3/4" X 5 7/8"	1 3/16"	1/2
566069	WGFP-75	36'	8 / 847	115	2" FPT	14 7/16" X 8 3/4" X 5 7/8"	1 3/8"	3/4
566070	WGFP-100	35'	12 / 1,210	115	2" FPT	17 3/8" X 10 1/4" X 6 5/16"	1 3/8"	1
566071	WGFP-150	32'	12 / 1,210	115	3" FPT	18 1/2" X 11 3/4" X 7 1/2"	3/4"	1 1/2
566072	WGFP-200	45'	9 / 2,085	230	3" FPT	20 5/16" X 11 3/4" X 7 1/2"	3/4"	2

LITTLE GIANT DIRECT-DRIVE DUAL DISCHARGE PUMPS



- Limited 3 year warranty.
- Unique Dual-Discharge Design (operates 2 water features simultaneously)
- 1 1/4" FTP Discharge
- 1 1/4" MPT Discharge Cap
- Removable base
- 16' Cord

FLOW CHART

Item #	0'	5'	10'	15'	20'	25'
WGP-65-PW	1,900	1,250	785	325	—	—
WGP-80-PW	3,500	3,240	2,700	2,100	1,320	480
WGP-95-PW	4,280	4,000	3,500	2,850	2,200	—

Item #	Name	Max Head	Amps/Watts	Dimensions	Includes
566409	WGP-65-PW	20'	2/230	7" x 9" x 12"	1" Barb
566417	WGP-80-PW	29'	6/673	7" x 9" x 14 1/4"	1 1/4" Barb
566407	WGP-95-PW	30'	6.3/700	7" x 9" x 14 1/4"	1 1/4" Barb



CAL PUMP MAGNETIC DRIVE WATERFALL PUMP

- No seals - No oil
- Can be installed in-line by removing bottom screen
- 20' Cord
- Includes 1 1/2" FPT elbow
- 1 year warranty

FLOW CHART

Item #	1'	5'	10'	15'	20'
PWM2600	3,300	2,325	1,100	—	—
PWM3900	4,050	3,300	2,280	1,270	—
PWM5200	5,000	4,100	3,140	2,100	1,060

Item #	Max Flow	Amps (min-max)	Watts (min-max)	Inlet/Discharge	Dimensions
PWM2600	2,550 gph	1.16-1.38	126-164	1.5" MPT / 1.5" FPT	6.25" L x 10.25" D
PWM3900	3,300 gph	1.91-2.31	198-260	1.5" MPT / 1.5" FPT	6.25" L x 11.5" D
PWM5200	4,080 gph	4.12-5.27	368-506	1.5" MPT / 1.5" FPT	6.25" L x 11.5" D

LITTLE GIANT STAINLESS STEEL & BRONZE PUMPS

Our premium stainless steel and bronze pumps come in five models and are a favorite among the industry. These trouble-free pumps can be used in fresh, salt, chlorinated or brominated water and can even be used in hot water up to 110° F. These versatile pumps can be used submerged or in open air below water level for ponds, water gardens, medium to large fountains, water displays, waterfalls, streams and for aeration.

- All models feature a flow adjuster listed for consumer confidence.
- Use submerged or in open air below water level.
- Two year warranty.

* Plug (not included) must be spliced onto cord or direct wired.

Item #	Max Flow	Max Head	Watts	Inlet/Outlet	Cord	Dimensions
517003	320 gph	12'	89	1/2" MPT / 1/4" MPT	20'	3.75" x 4.5"
517006	580 gph	14'	203	3/4" MPT / 1/2" MPT	20'	4.5" x 6.25"
517009	900 gph	16'	234	3/4" MPT / 1/2" MPT	20'	4.5" x 6.25"
*517010	900 gph	16'	234	3/4" MPT / 1/2" MPT	50'	4.5" x 6.25"
517012	1,200 gph	18'	312	3/4" MPT / 1/2" MPT	20'	4.5" x 6.25"
*517013	1,200 gph	18'	312	3/4" MPT / 1/2" MPT	50'	4.5" x 6.25"
517500	Positioning Bracket For S580T - S1200T — — —					

LITTLE GIANT MAGNETIC DRIVE PUMPS



PES-1000-PW



PES-700-PW
PES-800-PW



PES-290-PW
PES-380-PW



PES-130-PW



PES-80-PW



PES-40-PW

- Built in adjustable flow control valve
- Ceramic shaft for longer life
- Great for table top features
- 3 year warranty

Item #	Model	Max Flow	Max Head	Watts	Outlet	Dimensions	Cord Length
566713	PES-40-PW	45 gph	2.1'	2.5	1/2" or 3/8" Barbed	1.9" x 1.1" x 1.7"	6'
566714	PES-80-PW	77 gph	3.5'	8	1/2" or 3/8" Barbed	2.8" x 2.3" x 1.9"	6'
566716	PES-130-PW	130 gph	5.5'	11	1/2" or 5/8" Barbed	3.5" x 3.2" x 2.8"	6'
566717	PES-290-PW	300 gph	7.25'	23	1/2" or 5/8" Barbed	3.7" x 3.6" x 2.7"	6'
566718	PES-380-PW	350 gph	7'	33	5/8" or 1/2" Barbed	4.2" x 3.6" x 2.7"	15'
566720	PES-700-PW	725 gph	8'	57	3/4" or 1" Barbed	5.3" x 4" x 4.3"	15'
566721	PES-800-PW	875 gph	11 3/4'	85	3/4" or 1" Barbed	5.3" x 4" x 4.3"	15'
566722	PES-1000-PW	1,150 gph	11 3/4'	110	1" or 1 1/4" Barbed	5.7" x 4.4" x 4.3"	15'

LITTLE GIANT DIRECT DRIVE FOUNTAIN PUMPS



PE-2H-PW



PE-2F-PW



PE-2.5F-PW

- Hooded volute option for lower intake (fountain)
- Compact design
- 3 year warranty

Item #	Model	Max Flow	Max Head	Watts	Outlet	Dimensions	Cord Length
566604	PE-1H-PW	170 gph	7'	36	1/4" MPT	3.48" x 3.58" x 2.75"	6'
566608	PE-1F-PW	170 gph	7'	36	1/4" MPT	4.9" x 3.6" x 2.8"	15'
566609	PE-2H-PW	300 gph	12.2'	47	1/4" MPT	4.83" x 4.15" x 2.75"	6'
566611	PE-2F-PW	300 gph	12.2'	47	1/4" MPT	5.6" x 4.2" x 2.8"	15'
566612	PE-2.5F-PW	475 gph	13.4'	80	1/2" MPT	5.6" x 4" x 2.9"	15'



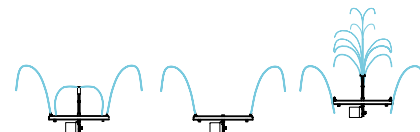
LITTLE GIANT RING JET

21 adjustable outward, inward, or spiral spray pattern jet nozzles.

Ring Jet Fountain Dimensions

400 gph 4.5' H x 8' Dia. 900 gph..... 9' H x 11' Dia.

1,500 gph..... 11' H x 19' Dia



Combine with fountain heads to add more interest to your fountain

Item #	Max Flow	Inlet	Dimensions
517200	1,500 gph	1/2" FPT	17" Dia.

AQUASCAPE SLD ADJUSTABLE FLOW PUMPS



SLD Adjustable Flow Pond Pumps are a professional-grade, submersible pump made for continuous use in ponds, Pondless Waterfalls, and other water feature applications.

- Allows you to customize and fine tune the flow of waterfalls and streams
- Includes Smart Control Receiver for quick and easy pump control using the Aquascape Smart Control App or on-board controls
- Ideal for use in Pondless Waterfall applications, allowing the falls to be adjusted or turned on and off when desired
- Ability to adjust the flow makes it easy to select a pump for any application
- Solids-handling, asynchronous motor design provides superior reliability with less maintenance
- Replacement impellers available
- *3 year limited warranty + 1 year if purchased from Pondliner Wholesale
- Optional Smart Controller (page 55).

Item #	Model	Max Flow	Max Head	Watts	Outlet	Cord	Dimensions
45046	2000-5000	6,613 gph	16.7'	340	2" fpt	20'	13" x 6 1/4" x 7"
45036	4000-7000	7,127 gph	25'	660	2" fpt	20'	13" x 6 1/4" x 7"
45037	5000-9000	9,574 gph	33'	1,060	2" fpt	20'	13" x 6 1/4" x 7"

AQUASCAPE AQUASURGE PRO



The combination of every efficient performance, remote controlled adjustability and ease of maintenance, makes this the pump of choice for discriminating professionals.

- Allows you to customize and fine tune the flow of waterfalls and streams
- Pump can be turned on or off with remote
- Ideal for use in Pondless® Waterfall applications, allowing the falls to be adjusted or turned on and off when desired
- Ability to adjust the flow makes it easy to select a pump for any application
- Replacement impellers available
- *3 year limited warranty + 1 year if purchased from Pondliner Wholesale

Item #	Model	Max Flow	Max Head	Watts	Outlet	Cord	Dimensions
45009	2000-4000	3,947 gph	18.5'	215	1 1/2" mpt	20'	14" x 6" x 7 1/2"
45010	4000-8000	7,793 gph	28'	660	1 1/2" mpt	20'	14" x 6" x 7 1/2"

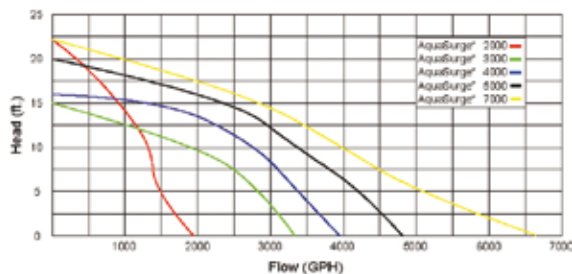
AQUASCAPE AQUASURGE



AquaSurge second-generation asynchronous skimmer and waterfall and filter pumps accomplish what most other pumps only aspire to achieve. The combination of energy-efficient performance, and flow and ease of maintenance, make this pump the ideal choice for discriminating pond owners. AquaSurge pumps are ideal for use in Aquascape and other skimmer and falls filter systems as well as Pondless Waterfall filter vaults.

- Asynchronous motor technology provides high torque, trouble free performance at higher head heights
- Made for continuous use
- Rubber feet prevent noise and vibration
- Can be used vertically or horizontally
- Oil-free design prevents pond contamination

- (1) 1 1/2" rotational ball output
- (1) 1 1/2" - 2" hose adapter
- (1) 1", 1 1/4", 1 1/2" multi-hose adapter
- (1) 1 1/2" female adapter
- 3 + 1 year limited warranty if purchased from Pondliner Wholesale



ACCESSORIES

Item #	Name
45038	Smart Control Receiver
91117	Low Suction Intake Attachment

Item #	Model	Max Flow	Max Head	Watts	Outlet	Pond Size	Cord	Dimensions
91017	2000	2,193 gph	12.5'	160	1 1/2" mpt	2,000 gal	20'	13.25" x 9" x 9"
91018	3000	3,196 gph	15'	165	1 1/2" mpt	3,000 gal	20'	13.25" x 9" x 9.75"
91019	4000	3,947 gph	18.5'	215	1 1/2" mpt	4,000 gal	20'	15" x 9.25" x 11.25"
91020	5000	5,284 gph	24'	360	1 1/2" mpt	5,000 gal	20'	15" x 9.25" x 12"



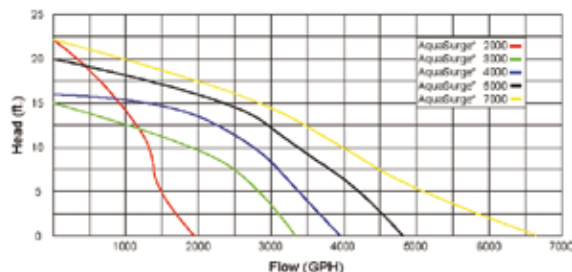
AQUASCAPE AQUAFORCE

AquaForce second-generation asynchronous solids-handling waterfall and filter pumps accomplish what most other pumps only aspire to achieve. The combination of energy-efficient performance, flow and ease of maintenance make this pump the ideal choice for discriminating pond owners. The AquaForce protective pre-filter cage allows the pump to be placed directly into the pond.

- Handles solids up to 1/4"
- Durable prefilter cage design prevents clogging and reduces pump maintenance
- Made for continuous use

- Rubber feet prevent noise and vibration
- Can be used vertically or horizontally
- Oil-free design prevents pond contamination
- (1) 1 1/2" rotational ball output

- (1) 1 1/2" - 2" multi-hose adapter
- (1) 1", 1 1/4", 1 1/2" multi-hose adapter
- Replacement impellers available
- *3 year limited warranty + 1 year if purchased from Pondliner Wholesale



Item #	Model	Max Flow	Max Head	Watts	Outlet	Cord	Dimensions
91011	1000	1,070 gph	10'	55	1 1/2" mpt	25'	14" Dia. x 6 1/2"
91112	1800	2,149 gph	16.5'	160	1 1/2" mpt	25'	14" Dia. x 6 1/2"
91012	2700	2,695 gph	14'	147	1 1/2" mpt	25'	14" Dia. x 6 1/2"
91113	3600	3,868 gph	18'	215	1 1/2" mpt	25'	14" Dia. x 6 1/2"
91013	5200	5,284 gph	24'	360	1 1/2" mpt	25'	14" Dia. x 6 1/2"

AQUASCAPE AQUAFORCE PRO

The combination of every efficient performance, remote controlled adjustability and ease of maintenance, makes this the pump of choice for discriminating professionals.

- Allows you to customize and fine tune the flow of waterfalls and streams
- Pump can be turned on or off with remote
- Ideal for use in Pondless Waterfall applications, allowing the falls to be adjusted or turned on and off when desired
- Ability to adjust the flow makes it easy to select a pump for any application
- Wattage depends on the amount of flow selected by the remote control.
- Includes: 1 1/2" rotational ball fitting, 1 1/2" & 2" multi-hose adapter fitting, 1"-1 1/4"-1 1/2" multi-hose adapter
- Replacement impellers available
- *3 year limited warranty + 1 year if purchased from Pondliner Wholesale



Item #	Model	Max Flow	Max Head	Watts	Outlet	Pond Size	Remote Range	Cord	Dimensions
91104	4000-8000	7,793 gph	28'	500 - 600	1 1/2" mpt	2,000 Gal	150'	20'	14" Dia. x 6 1/2"



AQUASCAPE ECOWAVE PUMPS

EcoWave pond pumps are mag-drive pond and waterfall pumps developed to provide extremely high flow rates. The internal, smart mag-drive motor technology and vortex style impeller allows these pumps to push an incredible amount of water with an electrical efficiency unmatched by other pumps with similar flow rates. EcoWave Pond Pumps are ideal for use in applications with lower head heights.

- Extremely energy-efficient smart mag-drive technology
- Extremely quiet
- Made for continuous use
- Will not corrode or rust
- Plumbing adapter fittings included
- *3 year limited warranty + 1 year if purchased from Pondliner Wholesale

FITTINGS INCLUDED

- (2) 1", 1 1/4", 1 1/2" Multi-Hose Fittings
- 1 1/2" Rotational Ball Output
- 2" fip x 1 1/2" mpt
- 1 1/2" Female coupling

FLOW CHART

Item #	0'	5'	10'	15'	20'
91131	2,020	860	4	—	—
91132	2,960	1,470	850	300	—
91133	4,000	2,210	1,250	750	—
91134	5,000	3,205	1,850	1,100	300

Item #	Description	Max Flow	Max Head	Watts	Amps	Outlet	Cord Length	Dimensions
91131	ECOWAVE 2000	2,020 GPH	14.4'	65	0.54	2" MPT	20'	11" X 5.75" X 7.5"
91132	ECOWAVE 3000	2,960 GPH	17.5'	90	0.75	2" MPT	20'	11" X 5.75" X 7.5"
91133	ECOWAVE 4000	4,000 GPH	20'	130	1.08	2" MPT	20'	11" X 5.75" X 7.5"
91134	ECOWAVE 5000	5,000 GPH	21'	150	1.25	2" MPT	20'	11" X 5.75" X 7.5"



AQUASCAPE POND POWERHEAD

The Aquascape Pond Powerhead is an innovative new low voltage circulation pump designed to create water movement in ponds and water gardens. The directional flow control can be adjusted in the direction you want the water to move towards.

- Great for solving stagnant water problems
- No pipe or plumbing required
- Energy-efficient
- 12-volt motor design can be powered by a standard 12-volt low voltage transformer (not included).
- *2 year limited warranty + 1 year if purchased from Pondliner Wholesale

Item #	Description	Watts	Volts	Cord Length	Dimensions
91142	Pond Powerhead	40	12	20' quick disconnect	9.75" x 5.75" x 5.75"



AQUASCAPE PRO POND PUMPS

Known for their durability and performance, Aquascape PRO Pond Pumps' heavy-duty construction provides strength and corrosion resistance, ensuring years of trouble-free use. AquascapePRO Pond Pumps provide high flow-rates and work efficiently in higher head height applications. Their rubber feet ensure quiet pump operation by reducing vibration.

- Ideal use in skimmers & pondless waterfall vaults
- Ideal for high head heights
- Direct-drive motor
- Will not corrode or rust
- Plumbing adapter fittings included
- *3 year limited warranty + 1 year if purchased from Pondliner Wholesale

FLOW CHART

Item #	5'	10'	15'	20'	25'	30'	35'
20002	2,900	2,000	1,200	—	—	—	—
20003	4,500	4,000	3,300	2,700	2,000	1,000	—
20004	6,700	6,100	5,300	4,900	4,000	3,200	2,200
20006	10,600	8,100	6,900	4,900	2,300	—	—

Item #	Description	Max Flow	Max Head	Watts	Amps	Outlet	Cord Length	Dimensions
20002	AQUASCAPEPRO 3000	2,900 GPH	20'	280	2.6	2" FPT	20'	12" X 6" X 7"
20003	AQUASCAPEPRO 4500	4,500 GPH	33'	625	5.4	2" FPT	20'	13" X 6.5" X 7"
20004	AQUASCAPEPRO 7500	6,700 GPH	42'	1,200	10	2" FPT	20'	13" X 6.5" X 7"
20006	AQUASCAPEPRO 10,000	10,600 GPH	28'	1,240	11	2" FPT	20'	12.5" X 9" X 17"



AQUASCAPE ULTRA PUMP

- Protective pump input strainer cover prevents debris from damaging pump
- Protective input strainer cover sponge protects the pump impeller from being damaged by small debris
- Included 3/4" three-way splitter with valve, 1/2" valve and 3/4", 1", 1 1/4" multi-hose adapter
- Replacement impellers available
- *3 year limited warranty + 1 year if purchased from Pondliner Wholesale

FLOW CHART

Item #	0'	5'	10'	15'
400	370	200	—	—
550	528	300	—	—
800	793	500	—	—
1100	1,110	800	300	—
1500	1,480	1,200	825	200
2000	1,982	1,750	1,375	800

Item #	Model	Max Flow	Max Head	Watts	Outlet	Sponges	Cord	Dimensions
91005	400	370 GPH	7.5'	24	3/4" FPT	4	12'	5 1/2" X 4" X 3 1/2"
91006	550	528 GPH	8'	33	3/4" FPT	4	12'	6" X 4" X 4"
91007	800	793 GPH	9'	58	3/4" FPT	4	25'	6" X 4" X 4"
91008	1100	1,110 GPH	12'	92	7/8" FPT	2	25'	9" X 5" X 6"
91009	1500	1,480 GPH	16.5'	153	1" FPT	2	25'	9 1/2" X 6" X 7"
91010	2000	1,982 GPH	20'	250	1" FPT	2	25'	9 1/2" X 6" X 7"



AQUASCAPE AQUAJET PUMP

AquaJet fountain and filter pumps are the complete solution for small to medium-size ponds or ponds up to 4000 gallons. This all-in-one kit provides a stunning water fountain with the choice of 3 included fountain heads. Integrated, diverter valve supplies water to a small waterfall, external filters or spitting ornaments.

- Adjustable riser stem adjust the fountain head to different heights
- Rotational riser stem fitting allows for adjustment or leveling of fountain heads
- Adjustable diverter and flow control
- Threaded disconnect
- Protective pump cage

- Mag-drive motor technology makes this pump energy efficient
- Fine cage openings prevents fountain heads from becoming clogged
- Dimensions: 12" dia. x 6"
- Replacement impellers available
- *3 year limited warranty + 1 year if purchased from Pondliner Wholesale

Item #	Model	Fountain Height	Max Flow	Max Head	Watts	Outlet	Hose Adaptor	Diverter Valve	Cord
91014	600	47" (Daisy Fountain)	525 gph	7.5'	33	3/4" mpt	1/2", 3/4" & 1"	1/2" & 3/4"	25'
91015	1300	62" (Daisy Fountain)	1,350 gph	13.5'	110	1" mpt	1", 1 1/4" & 1 1/2"	1/2" & 3/4"	25'
91016	2000	65" (Daisy Fountain)	2,000 gph	20'	250	1" mpt	1", 1 1/4" & 1 1/2"	1/2", 3/4" & 1"	25'

AQUASCAPE STATUARY & FOUNTAIN PUMPS



AquaScap Mag-Drive Statuary and Fountain Pumps are perfect for running smaller decorative fountains.

- Included valve and/or flow control
- Protective pump input strainer
- Intake strainer on the bottom of the pump prevents the pump from running dry or pulling in air in shallow applications
- Replacement impellers available
- *3 year limited warranty + 1 year if purchased from Pondliner Wholesale

Item #	Model	Max Flow	Max Head	Watts	Tubing Size	Cord	Dimensions
91023	DP 40	70 gph	2'	3	1/2" - 5/8"	6'	2" x 1 1/2" x 1 1/4"
91024	DP 80	90 gph	3'	4.3	1/2" - 5/8"	6'	2 1/2" x 1 3/4" x 2"
91025	DP 140	180 gph	4'	9.3	1/2" - 5/8"	6'	3" x 2 1/2" x 2"
91026	DP 250	320 gph	5.5'	17.6	1/2" - 5/8"	6'	4" x 3 1/4" x 2 1/2"

HS2.4S
w/Residue Kit



TSURUMI CLEAN OUT PUMP

- Built-in shaft mounted agitator suspends solids.
- Urethane Semi Vortex Impeller for maximum durability and pump performance.
- Double Inside Mechanical Seal With SiC faces provides longest operational life.
- Oil Lifter provides lubrication of the seal faces.
- V-Ring Seal Protector protects mechanical seal from abrasive particles.

ACCESSORIES

Item #	Name
RK	Residue Kit
2X50HOSE	2" x 50' Hose
2DCA	2" Disconnect "A"
2X50HOSEQD	2" x 50' Hose w/QD

Item #	Model	Max Flow	Max Head	HP	Phase	Watts	Outlet	Cord	Dimensions
HS2.4S	HS2.4S	3,360 gph	40'	1/2	Single	328	2" fpt	20'	10" Dia. x 13"



PN Series

PL Series



TSURUMI WATER FEATURE PUMPS

Tsurumi Submersible Pumps for professional water feature applications are energy efficient direct-drive pumps designed for continuous duty applications, known for their reliable operation. Tsurumi's PN series pumps have had a successful presence in the water feature market for close to two decades. The PN series provides a good match for ponds with higher heads or require a vertical style pump housing. Includes a 2 year limited warranty. Replacement impellers, castings, and replacement oil available.

FLOW CHART

Model	5'	10'	15'	20'	25'	30'	35'	40'
3PL	3,000	1,800	—	—	—	—	—	—
5PL	5,000	4,100	3,150	1,800	—	—	—	—
9PL	6,800	6,200	5,400	4,700	3,700	3,000	—	—
20M	2,400	2,010	1,510	950	340	—	—	—
2PU	2,900	2,130	1,210	—	—	—	—	—
3PN	3,800	3,200	2,600	1,770	820	20	—	—
4PN	5,000	4,360	3,760	3,100	2,380	1,640	960	380
8PN	6,200	5,700	5,260	4,800	4,260	3,600	2,800	1,960
12PN	10,000	7,600	4,600	1,550	—	—	—	—

Item #	Model	Max Flow	Max Head	HP	Phase	Watts	Outlet	Cord	Dimensions
29975	3PL	3,300 gph	14'	1/3	Single	320	2" fpt	20'	12.2" x 5.6" x 7.1"
29976	5PL	5,300 gph	23'	1/2	Single	620	2" fpt	20'	13.2" x 5.9" x 7.3"
29977	9PL	7,300 gph	35'	1	Single	1,000	2" fpt	20'	14.5" x 5.9" x 7.3"
OM3	20M	2,820 gph	28'	1/5	Single	368	1 1/2" fpt	20'	8" x 6" x 12"
50PU2.15S	2PU	3,600 gph	20'	1/5	Single	372	2" fpt	20'	9" x 6" x 15"
50PN2.25S	3PN	4,260 gph	30'	1/3	Single	479	2" fpt	32'	9" x 6" x 14"
50PN2.4S	4PN	5,700 gph	43'	1/2	Single	655	2" fpt	32'	9" x 6" x 14"
50PN2.75S	8PN	5,880 gph	56'	1	Single	924	2" fpt	32'	9" x 6" x 15"
12PN	12PN	11,800 gph	23'	1	Single	1,032	3" fpt	20'	12" x 8" x 15"
100AB2.4S	4HF	15,600 gph	11'	1/2	Single	908	4" fpt	16'	10" x 10" x 22"

TSURUMI WATER FEATURE PUMPS ACCESSORIES

Item #	Description
021-004-72	20M Impeller
021-G43-19	2PU Impeller
021-G27-20	3PN Impeller
021-G26-29	4PN Impeller

Item #	Description
021-G28-21	8PN Impeller
021-008-13	12PN Impeller
30214	Pump Oil - 5oz.
30215	Pump Oil - 8oz.

ATLANTIC TIDALWAVE TT SERIES PUMPS



Atlantic's TT Pumps are specifically designed to be clog-resistant and hard water-tolerant.

- Large threaded inlet and outlet for less restriction and greater flows.
- Quarter-turn volute provides access to impeller without the use of tools.
- Heavy-duty pre-filter locks in place and resist clogging.
- Energy efficient asynchronous motor is up to 30% more efficient than the competition.
- 3-year warranty.
- Optional Variable Speed Controller (page 55)

FLOW CHART

Item #	0'	5'	10'	15'	20'	25'
TT1500	1,640	1,060	350	—	—	—
TT2000	2,640	1,760	715	150	—	—
TT3000	3,000	2,180	1,215	475	—	—
TT4000	4,490	3,330	1,785	700	90	—
TT5000	5,150	4,255	3,170	1,615	395	—
TT6000	6,600	4,915	3,395	1,750	265	—
TT7500	7,650	6,300	4,640	2,860	1,250	—
TT9000	8,800	7,470	5,990	4,260	2,595	1,005

Item #	Max Flow	Max Head	Amps/Volts	Watts	Inlet / Outlet	Cord	Dimensions
TT1500	1,640 gph	15'	0.88/120	101	1 1/2" mpt / 1 1/2" fpt	20'	8" x 5 1/4" x 6 1/4"
TT2000	2,640 gph	17'	1.0/120	115	1 1/2" mpt / 1 1/2" fpt	20'	8" x 5 1/4" x 6 1/4"
TT3000	3,000 gph	20'	1.5/120	173	1 1/2" mpt / 1 1/2" fpt	20'	8" x 5 1/4" x 6 1/4"
TT4000	4,490 gph	21'	2.0/120	230	1 1/2" mpt / 1 1/2" fpt	20'	9 1/4" x 6" x 7"
TT5000	5,150 gph	22'	2.7/120	310	2" mpt / 2" fpt	20'	9 1/4" x 6" x 7"
TT6000	6,600 gph	22.5'	2.9/120	334	2" mpt / 2" fpt	20'	9 1/4" x 6" x 7"
TT7500	7,650 gph	25'	4.4/120	520	2" mpt / 2" fpt or 3" mpt	20'	11" x 7 1/4" x 8"
TT9000	8,800 gph	28'	5.1/120	587	2" mpt / 2" fpt or 3" mpt	20'	11" x 7 1/4" x 8"

A-32



ATLANTIC TIDALWAVE A-SERIES PUMPS

A-Series Direct Drive pumps are built for the highest head, high volume applications, to tackle the longest runs and tallest falls.

- A-Series pumps feature heavy-duty cast iron and stainless steel housing for years of dependable service
- Continuous duty Direct Drive motors reduce maintenance to simply keeping the intake screen clean
- Double silicone carbide mechanical seals and dual drive bearings reduce friction and wear, prolonging motor life
- Thermal overload protection shuts down pump in low water conditions, to prevent serious damage due to overheating
- 2 year warranty
- Optional Pump Protector (page 56)

FLOW CHART

Item #	5'	10'	15'	20'	25'	30'	35'	40'	45'	50'
A-31	—	8,150	6,830	5,535	4,120	2,535	—	—	—	—
A-32	12,000	—	—	—	—	8,280	7,560	6,780	5,580	4,920

A-31



Item #	Max Flow	Rec. Head	Amps/Watts	Outlet	Dimensions	Cord Length
A-31	9,300 gph @ 5'	30'	10/1,160	3" FPT	11" x 7" x 18"	30'
AN-32	12,000 gph @ 5'	51'	9.4/2,055	3" FPT	15" x 8 1/2" x 23"	30'

ATLANTIC PAF SERIES PUMPS

FLOW CHART

- Features energy efficient direct drive motors, double silicone carbide mechanical seals and fiber-reinforced vortex impeller
- Overload and thermal protection
- Stainless steel and high impact ABS composite housings
- Removable intake screen allows for true 1/4" solids handling
- 2 year warranty

Item #	5'	10'	15'	20'	25'
PAF-20	2,800	1,950	1,080	—	—
PAF-25	3,900	3,150	2,300	—	—
PAF-40	—	4,350	3,570	2,700	—
PAF-75	—	—	4,560	3,750	2,830



Item #	HP	Max Flow	Max Head	Watts	Amps	Outlet	Cord Length	Dimensions
PAF-20	1/4	2,800 gph @ 5'	21'	360	3.5	2" fpt	20'	9" x 6" x 14"
PAF-25	1/3	3,900 gph @ 5'	26'	545	5.0	2" fpt	20'	9" x 6" x 14.5"
PAF-40	1/2	4,950 gph @ 5'	32'	650	6.0	2" fpt	20'	9" x 6" x 15"
PAF-75	1	5,950 gph @ 5'	35'	900	8.5	2" fpt	20'	9" x 6" x 16"

ATLANTIC SOLIDS HANDLING PUMPS

FLOW CHART

- Direct Drive pumps with heavy-duty impellers
- Atlantic SH-Series pumps thrive in dirty water applications, with higher head pressure
- Overload and thermal protection
- Oil-free motors are safe for operation in water gardens with fish and plants
- Non-corroding, high impact composite housing and stable base geometry
- 2 year warranty

Item #	5'	10'	15'	20'
SH1450	1,170	650	—	—
SH2050	1,700	1,130	—	—
SH3600	3,245	2,750	2,090	—
SH5000	4,350	3,620	2,800	—
SH6500	—	4,875	4,000	3,080



Item #	Max Flow	Rec. Head	Watts	Amps	Outlet	Solids Handling	Cord Length	Dimensions
SH1450	1,450 gph	10'	240	2.1	1.25" fpt	1.5" dia.	16'	6" x 9" x 11.75"
SH2050	2,050 gph	12'	320	2.8	1.25" fpt	1.5" dia.	16'	6" x 9" x 12.5"
SH3600	3,600 gph	15'	575	5.5	1.25" fpt	1.5" dia.	16'	6" x 9" x 14"
SH5000	5,000 gph	18'	950	9.0	1.5" fpt	1.5" dia.	16'	9.5" x 12" x 15.75"
SH6500	6,500 gph	21'	1,000	9.5	1.5" fpt	1.5" dia.	16'	9.5" x 12" x 15.75"

ATLANTIC FOUNTAIN PUMPS

- Integrated valve allows flow adjustment in tight spaces
- Removable washable foam filter protects internal components from wear
- 1/2" - 3/4" insert outlet fitting
- Energy efficient motors keep operating costs to a minimum
- 1 year warranty

Item #	0'	2.5'	5'	7.5'
FP100	120	—	—	—
FP200	175	100	—	—
FP300	325	230	90	—
FP400	370	290	180	—
FP500	525	430	300	75



Item #	Max Flow	Max Head	Watts	Outlet	Dimensions	Cord Length
FP100	120 gph	2.5'	7	1/2" MPT	3 1/2" x 2 1/4" x 2 1/2"	6'
FP200	175 gph	4.75'	9.5	1/2" MPT	3 1/2" x 2 1/4" x 2 1/2"	6'
FP300	325 gph	6'	16	1/2" MPT	5" x 3" x 3 1/4"	16'
FP400	370 gph	7.5'	24	1/2" MPT	5" x 3" x 3 1/4"	16'
FP500	525 gph	7.75'	33	1/2" MPT	5 1/4" x 3 1/2" x 4"	16'

ATLANTIC MAGNETIC DRIVE PUMPS



- Magnetic Induction pumps provide years of service in the demanding conditions of smaller ponds, waterfalls, and fountains
- Volute rotates to accommodate any pump orientation
- Pre-filter provides integrated filtration
- MD250 - MD750 includes a 3/4" - 1" tubing adapter fitting
- MD1000 - MD1500 includes 1" - 1 1/2" tubing adapter fitting.
- A quarter-turn of the volute accesses the impeller assembly for easy periodic cleaning

- Oversized ceramic shaft resists wear better than steel
- Five-year warranty on pump and motor, one-year warranty on impeller assembly

Item #	0'	5'	10'
MD250	300	65	—
MD350	370	145	—
MD550	650	385	—
MD750	790	465	—
MD1000	1,080	785	275
MD1250	1,330	1,040	580
MD1500	1,560	1,255	780

ATLANTIC TELESCOPING FOUNTAIN HEADS



Add another dimension to your water garden with Atlantic's Fountain Heads. Compatible with all of Atlantic's Mag Drive Pumps, these versatile Fountain Heads pivot to make leveling easy, telescope to adjustable heights and feature four different spray patterns to choose from.

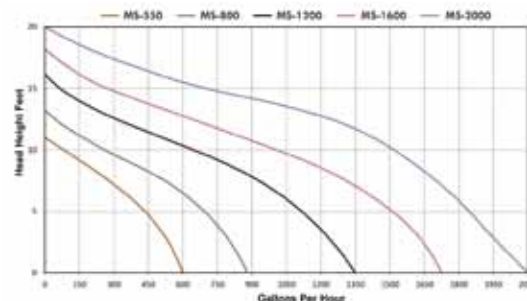
- 1 year warranty.

Item #	Min/Max Height
MDFH2575	12" / 18"
MDFH1020	15" / 22"

ANJON MONSOON PUMPS 550-2000



- Engineered for 24-hour continuous use, while a heat-overload sensor prevents a burnout.
- Passes solids up to 0.25" with intake screen to prevent larger items to clog the pump.
- Contains no oil; completely safe for fish, wildlife and aquatic plants.
- High flow, energy efficient hybrid drive technology combines the high flow characteristics of a direct drive pump with the energy saving efficiency of a mag drive pump which can be controlled with variable speed controller (variable speed controller is NOT included).
- 2-year manufacturer's warranty!




Item #	Description	Max Flow	Max Head	Watts	Outlet	Dimensions	Cord Length
MS-550	Monsoon Series 550	500 gph	11'	54	1.5"	8" x 6" x 6"	30'
MS-800	Monsoon Series 800	800 gph	13'	82	1.5"	8" x 6" x 6"	30'
MS-1200	Monsoon Series 1200	1,200 gph	17'	144	1.5"	8" x 6" x 6"	30'
MS-1600	Monsoon Series 1600	1,200 gph	18'	156	1.5"	8" x 6" x 6"	30'
MS-2000	Monsoon Series 2000	2,000 gph	20'	144	1.5"	8" x 6" x 6"	30'

ANJON MONSOON PUMPS 3000-12500



- Engineered for 24-hour continuous use, while a heat-overload sensor prevents a burnout.
- Passes solids up to 0.25" with intake screen to prevent larger items to clog the pump.
- Contains no oil; completely safe for fish, wildlife and aquatic plants.
- High flow, energy efficient hybrid drive technology combines the high flow characteristics of a direct drive pump with the energy saving efficiency of a mag drive pump which can be controlled with variable speed controller (variable speed controller is NOT included).
- 2-year manufacturer's warranty!

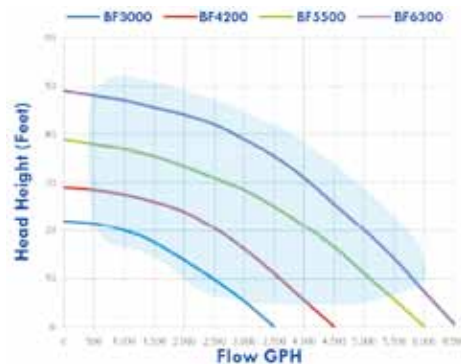


Item #	Description	Max Flow	Max Head	Watts	Outlet	Dimensions	Cord Length
MS-3000	Monsoon Series 3000	3,000 gph	19'	192	1.5"	8" x 6" x 6"	30'
MS-4000	Monsoon Series 4000	4,000 gph	21'	276	1.5"	9" x 7" x 7"	30'
MS-5200	Monsoon Series 5200	5,200 gph	24'	294	2"	9" x 7" x 7"	30'
MS-6100	Monsoon Series 6100	6,100 gph	27'	354	2"	9" x 7" x 7"	30'
MS-8000	Monsoon Series 8000	8,000 gph	26'	520	2"	11" x 8" x 8"	30'
MS-10000	Monsoon Series 10000	10,000 gph	31'	780	3"	12" x 9" x 9"	30'
MS-12500	Monsoon Series 12500	12,500 gph	37'	960	3"	12" x 9" x 9"	30'



ANJON BIG FROG PUMPS

Big Frog Pumps lead the market with a less than 1% return ratio. These pumps just don't fail! Specially engineered for 24-hour continuous use, you can trust Big Frog Pumps around the clock. We provide high-quality seals to ensure a long and efficient pump life. Because Big Frog Pumps are not oil-filled, with only biodegradable oil used on bearings, you are able to protect your fish. Plus, with the use of the fish/ frog guard, Big Frog Pumps are wildlife safe. Big Frog Pumps also have the ability to pass solids up to 1.25" in diameter. Big Frog Pumps resist abrasion and corrosion with the help of the stainless steel construction with reinforced fiberglass. Big Frog Pumps even protect against overheating and burning out with their overload sensor shut-off protection.




Item #	Description	Max Flow	Max Head	Watts	Outlet	Dimensions	Cord Length
BFP3000	Big Frog 3000	3,000 gph	22'	300	2"	9.5" x 7" x 15"	20'
BFP4200	Big Frog 4200	4,200 gph	29'	460	2"	9.5" x 7" x 16"	20'
BFP5500	Big Frog 5500	5,500 gph	39'	575	2"	9.5" x 7" x 16.5"	20'
BFP6300	Big Frog 6300	5,300 gph	49'	950	2"	9.5" x 7" x 17.5"	20'



ANJON BIG FROG ECO PUMPS

Engineered for 24-hour continuous use, Big Frog Eco-Drive Pumps are reliable around the clock. Big Frog Eco-Drive Pumps contain absolutely no oil making them completely fish safe. These pumps are specifically designed for low head applications to work with 90% of all ponds. With the help of the overload sensor shut-off protection, Big Frog Eco-Drive Pumps are able to prevent overheating and burning out. Plus, the low suction point on Big Frog Eco-Drive Pumps is perfect for clean-outs and draining! The Big Frog pump comes with a 2-year warranty.

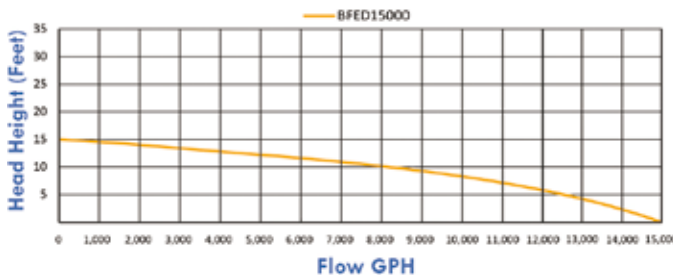


Item #	Description	Max Flow	Max Head	Watts	Outlet	Dimensions	Cord Length
BFEP3000	Big Frog Eco 3000	3,300 gph	20'	300	2"	10" x 7" x 14"	30'
BFEP4200	Big Frog Eco 4200	4,600 gph	29'	460	2"	10" x 7" x 15"	30'
BFEP5500	Big Frog Eco 5500	5,500 gph	32'	540	2"	10" x 7" x 15"	30'
BFEP6300	Big Frog Eco 6300	6,500 gph	32'	620	2"	10" x 7" x 15"	30'



ANJON BIG FROG ECO PUMP 15000

Engineered for 24-hour continuous use, Big Frog Eco-Drive Pumps are reliable around the clock. Big Frog Eco-Drive Pumps contain absolutely no oil making them completely fish safe. These pumps are specifically designed for low head applications to work with 90% of all ponds. With the help of the overload sensor shut-off protection, Big Frog Eco-Drive Pumps are able to prevent overheating and burning out. Plus, the low suction point on Big Frog Eco-Drive Pumps is perfect for clean-outs and draining! The Big Frog pump comes with a 2-year warranty.



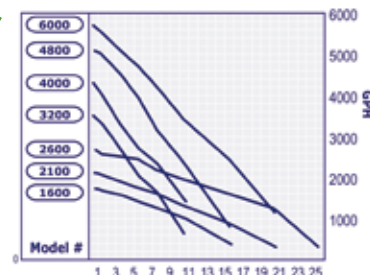
Item #	Description	Max Flow	Max Head	Watts	Outlet	Dimensions	Cord Length
BFEP15000	Big Frog Eco 15000	15,000 gph	15'	624	3" - 4"	10" Dia x 22"	30'



PONDMASTER HY-DRIVE PUMPS

The Pondmaster HY-Drive Pumps are unique, high-capacity pumps designed specifically for use in larger pond installations. Hy-Drive pumps can be positioned vertically or horizontally and are equally at home underwater as a submersible pump or as an inline, external pumping source.

- Powerful, Efficient Hybrid Magnetic/Direct Drive Motor.
- Fish-Safe Because No Oil is Used.
- Extra Long 20' Power Cord with Grounded Plug.
- FPT to FPT Coupler
- Inline and Submersible Operation.
- Can work upright or on its side.
- 3 Year Warranty



Item #	Name	Max Flow	Max Head	Amps/Watts	Dimensions	Outlet
02663	1600 HY-Drive	1,600 gph	17'	1.0/120	7" W x 8" D x 16" H	1" MPT
02665	2100 HY-Drive	2,100 gph	22' 6"	1.5/190	7" W x 8" D x 16" H	1" MPT
02667	2600 HY-Drive	2,600 gph	26' 6"	2.2/270	7" W x 8" D x 16" H	1" MPT
02680	3200 HY-Drive	3,200 gph	12'	1.6/200	7" W x 8" D x 16" H	1.5" MPT
02675	4000 HY-Drive	4,000 gph	13'	1.9/230	7" W x 8" D x 16" H	1.5" MPT
02670	4800 HY-Drive	4,800 gph	18' 6"	2.0/250	7" W x 8" D x 16" H	1.5" MPT
02683	6000 HY-Drive	6,000 gph	22' 6"	5.5/675	7" W x 8" D x 16" H	2" MPT

PONDMASTER HY-DRIVE PUMP ACCESSORIES

Item #	Name	Item #	Name
12759	VOLUTE - HY-DRIVE 1600/2100	12774	ROTOR - HY-DRIVE 2600
12758	VOLUTE - HY-DRIVE 2600	12782	ROTOR - HY-DRIVE 3200
12769	VOLUTE - HY-DRIVE 3200/4800	12781	ROTOR - HY-DRIVE 4000
12764	VOLUTE - HY-DRIVE 6000	12770	ROTOR - HY-DRIVE 4800
12760	ROTOR - HY-DRIVE 1600	12765	ROTOR - HY-DRIVE 6000
12773	ROTOR - HY-DRIVE 2100		



PONDMASTER POND-MAG 2-7 MAGNETIC DRIVE PUMPS

- Very energy efficient, uses half the electricity of similar pumps.
- Oil free.
- 18' cord & pre-filter included.
- 5 year warranty on pump motor and cover.
- 1 year warranty on magnetic impeller.

FLOW CHART

Item #	0'	1'	3'	5'	7'	10'
Pond-Mag 2	360	270	205	80	—	—
Pond-Mag 3	480	405	335	270	170	—
Pond-Mag 5	570	480	425	325	205	—
Pond-Mag 7	640	530	460	390	290	90

Item #	Name	Max Head	Max Flow	Watts	Outlet	Dimensions
02522	Pond-Mag 2	7'	250 gph	21	1/2" mpt	5" x 3.8" x 4.2"
02523	Pond-Mag 3	10.5"	350 gph	77	1/2" mpt	5" x 3.8" x 4.2"
02525	Pond-Mag 5	10.5"	500 gph	49	1/2" mpt	5" x 3.8" x 4.2"
02527	Pond-Mag 7	11.65"	700 gph	60	1/2" mpt	5" x 3.8" x 4.2"

PONDMASTER POND-MAG 9.5-36 MAG DRIVE PUMPS



- Rated for continuous usage, no seals to wear out
- Very energy efficient, uses half the electricity of similar pumps
- Oil free
- UL Listed to American & Canadian Standards
- Pond-Mag 2 through 18 come with a 2 piece barrel prefilter. Pond-Mag 24 has a rigid plastic prefilter.
- 1 year warranty on magnetic impeller
- 5 year warranty on motor and cover

FLOW CHART

Item #	1'	2'	3'	4'	5'	6'	7'	8'	9'	10'	12'	14'	16'	18'	20'	23'
Pond-Mag 9.5	780	900	740	800	685	720	610	600	500	450	220	-	-	-	-	-
Pond-Mag 12	970	1,180	880	1,130	800	950	715	710	650	580	450	130	-	-	-	-
Pond-Mag 18	1,325	1,630	1,200	1,375	1,100	1,125	1,050	950	900	875	750	560	275	100	-	-
Pond-Mag 24	1,910	2,300	1,710	2,000	1,630	1,700	1,345	1,400	1,250	1,100	800	500	200	50	-	-
Pond-Mag 36	3,600	3,500	3,350	3,200	3,050	2,900	2,750	2,600	2,450	2,300	1,850	1,400	600	400	200	50

Item #	Name	Max Head	Max Flow	Watts	Outlet	Dimensions	Cord
02720	Pond-Mag 9.5	12' 10"	975 gph	93	3/4" MPT	5.5" x 3.4" x 5"	18'
02722	Pond-Mag 12	13' 6"	1,200 gph	110	3/4" MPT	6.4" x 4.5" x 4.6"	18'
02728	Pond-Mag 18	16' 10"	1,500 gph	150	3/4" MPT	6.4" x 4.5" x 4.6"	18'
02750	Pond-Mag 24	18'	2,175 gph	265	1" MPT	7.5" x 4" x 6"	18'
02755	Pond-Mag 36	23'	3,600 gph	380	1" MPT	7.5" x 4" x 6"	18'



FOAM PRE-FILTER

Item #	Size	Pump
12505	Small	2,3,5,7
12285	Large	2,3,5,7
12730	Large	9.5,12,18



PLASTIC PRE-FILTER 9.5, 12, 18, 24 & 36

Item #	Pond-Mag Pump
12785	9.5, 12, 18, 24, & 36
12784	2, 3, 5, & 7



PUMP COVER VOLUTE

Item #	Pump
12733	9.5
12741	12 & 18
12783	24 & 36



POND MAG IMPELLERS

Item #	Pump
12555	2
12575	3 & 5
12585	7
12746	9.5b
12756	12b
12776	18b
12780	24
12790	36



PUMP COVER VOLUTE

Item #	Size	Pump
12535	Threaded	2&3
12536P	Barbed	2&3
12545	Threaded	5&7
12546	Barbed	5&7



PONDMASTER FOUNTAIN HEADS

FH77 FOUNTAINHEAD

Three distinct adjustable patterns:

- High and Low Fleur de-lis, and Lotus Designs.
- Includes two 7" extensions and pump adapter.

FH88 FOUNTAINHEAD

- Large adjustable Bell pattern.
- Includes two 7" extensions and pump adapter.

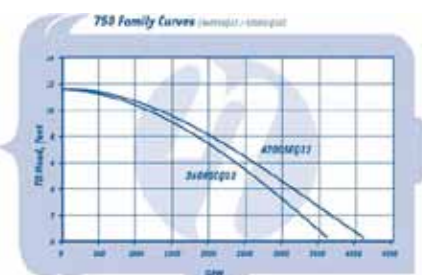
Item #	Name
02077	FH77 Fountainhead w/Ext
02088	FH88 Fountainhead w/Ext

SEQUENCE 750 SERIES EXTERNAL PUMPS



The 750 Series External Pumps provide tremendous flow rates, with enough head pressure to handle the requirements of most systems with biological filters and moderate height waterfalls. They are also used extensively for the transfer and re-circulation requirements of filtration systems, water features, streams, fountains, and aquaculture.

- For small and simple ponds (3,000 gal or less)
- Motor has totally enclosed fan for durability
- 115V Motor
- Includes 8' cord
- 3 year warranty




Item #	Inlet	Outlet	Max Flow	Max Head	Watts/Amps
3600SEQ12	2"	1.5" FPT	3,600 gph	12'	139/1.4
4200SEQ12	2"	1.5" FPT	4,200 gph	12'	160/1.56

SEQUENCE 4000 SERIES EXTERNAL PUMPS



Introducing the NEW Sequence 4000. The new expansive design will meet today's increased market demand for performance on all levels. Peak performance of 3600 gph while only requiring 207 Watts! Every Sequence 4000 Model is supplied with 2" FPT and Buttress thread ports and unions for ease of use.

- Made in the USA
- 115V
- Supplied with 8' cord
- 3 year limited warranty



Item #	Inlet / Outlet	Max Flow	Max Head	Watts	Amps
3600SEQ20	2" FPT / 2" MPT	3,600 gph	20.5'	227	1.9
5000SEQ20	2" FPT / 2" MPT	5,000 gph	20.2'	263	2.3
5800SEQ21	2" FPT / 2" MPT	5,800 gph	21'	296	2.6
6800SEQ22	2" FPT / 2" MPT	6,840 gph	22.2'	376	3.4
8200SEQ22	2" FPT / 2" MPT	8,220 gph	22.3'	450	4.0

SEQUENCE POWER 1000 SERIES EXTERNAL PUMPS



For the application that demands high performance, Sequence offers the Power 1000 Series with abundant flow and pressure. The Power 1000 puts the horsepower and efficiency into the pressure side of the performance requirement but maintains flow rates that will meet the most challenging of scenarios. Motor is totally-enclosed, fan-cooled for durability.

FLOW CHART

Item #	10'	20'	30'	40'	50'
8500PWR55	7,800	7,080	6,000	4,800	3,180
9200PWR69	8,580	7,800	7,020	6,000	4,860
11000PWR72	10,380	9,540	8,640	7,500	6,300

- Made in the USA
- 115V or 230V
- 8' 230v cord
- 3 year limited warranty

Item #	Max Flow	Max Head	Watts	Amps	Inlet/Outlet	Volts
8500PWR55	8,500 gph	55'	1385	5.38	1.5" FPT	115 or 230
9200PWR69	9,200 gph	69'	1744	6.82	1.5" FPT	115 or 230
11000PWR72	11,000 gph	72'	2056	8.58	1.5" FPT	115 or 230

SEQUENCE POWER 4000 SERIES EXTERNAL PUMPS



- 2" FPT inlet & outlet
- Outer diameter buttress threads for union adaptors
- Made in the USA
- 230V
- Supplied with 8' cord
- 3 year limited warranty



Item #	Inlet/Outlet	Max Flow	Max Head	Watts	Amps
11200PWR81	2" FPT/2" MPT	11,160 gph	80.8'	2162	9.6
13200PWR81	2" FPT/2" MPT	13,200 gph	81.7'	2595	11.5

SEQUENCE PRIMER ALPHA PUMPS



The Primer Alpha series integrates a basket-type prefilter and self-priming capabilities into one efficient package for trouble free operation. Since an internal diffuser allows for displacement of trapped air, this type of pump will continue to move water even when there is some air in the line. The integrated strainer basket on all the primer units helps protect the internal rotating parts of the pump from damage due to external debris being pulled into the pump. Motor is totally-enclosed, fan-cooled for durability.

FLOW CHART

Item #	4'	8'	12'	16'	20'
6800PRM19	6,180	5,340	4,200	2,700	-
7800PRM24	7,260	6,480	5,640	4,500	3,240

- Made in the USA
- 8' Cord
- 115V or 230V
- 3 year limited warranty

Item #	Max Flow	Max Head	Watts	Amps	Volts	Inlet/Outlet
6800PRM19	6,800 gph	19'	369	3.93	115 or 230	2" FPT
7800PRM24	7,800 gph	24'	504	5.02	115 or 230	2" FPT

VALUFLO 750 SERIES EXTERNAL PUMP



- Made in the USA
- 115V or 230V
- 8' Cord Length
- For ponds 3,000 or less
- 18 month limited warranty

FLOW CHART

Item #	2'	4'	6'	8'	10'
4200VAF12	4,080	3,600	3,180	2,640	2,040

Item #	Max Flow	Max Head	Watts	Amps	Inlet/Outlet	Volts
4200VAF12	4200 gph	12'	166	1.5	2" / 1.5"	115



VALUFLO 1000 SERIES EXTERNAL PUMP

- Made in the USA
- 115V or 230V
- 8' Cord Length
- 18 month limited warranty

FLOW CHART

Item #	4'	8'	12'	16'	20'
3300VAF21	3,180	2,820	2,340	1,860	1,140
4500VAF21	4,140	3,600	3,000	2,220	960
5100VAF22	4,740	4,200	3,540	2,760	1,500
6100VAF23	5,700	5,100	4,440	3,540	2,340

Item #	Max Flow	Max Head	Watts	Amps	Inlet/Outlet	Volts
3300VAF21	3,300 gph	21'	215	1.9	1.5"	115 or 230
4500VAF21	4,500 gph	21'	253	2.2	1.5"	115 or 230
5100VAF22	5,100 gph	22'	293	2.6	1.5"	115 or 230
6100VAF23	6,100 gph	23'	344	3	1.5"	115 or 230

SEQUENCE WATERWAYS STRAINER



- 90 ci
- 1 Year Warranty

Item #	Size
1000.771-1	1 1/2"
1000.771-7	2"



SEQUENCE PURFLO STRAINER

Our PurFlo strainer comes in a standard one-high unit with a clear or gray PVC body and a basket made of stainless steel or acrylonitrile butadiene styrene (ABS).

- 1 Year Warranty

Item #	Size	Color
24170488	2" fpt	Clear
24170496	2" fpt	Grey



ATLANTIC PUMP SHIELD

Extend the service life of your pump and ensure lasting high performance by keeping out large debris.

Item #	Dimensions
45394	15" W X 15" L



PONDMASTER PUMP BAG

This mesh bag is designed to help prevent large debris from clogging, adding life of your pump.

Item #	Dimensions
33010	18" W x 24" H
33020	24" W x 26" H



STEEL SUCTION STRAINER FPT

- Zinc plated

Item #	Size	L x D
SR150SP	1 1/2"	4" x 5"
SR200SP	2"	4 1/2" x 6"



BASKET SUCTION STRAINER FPT


Item #	Size	L x D
SR150P	1 1/2"	3 1/2" X 5"
SR200P	2"	3 1/2" X 5"
SR300P	3"	5" X 7"



ATLANTIC VARIABLE SPEED CONTROLLER

The TidalWave VSC allows you to vary the output of TidalWave TT Series Asynchronous pumps wirelessly by remote control or mobile app! The VSC allows you to set both on and off times as well as adjust pump from max flow down to 25% in 10 levels of adjustment, giving you the ultimate control over water flow.

- Unlike integrated variable speed controllers, where any failure of pump or controller renders everything non-operational, our Variable Speed Controller operates separately from the pump
- The LCD screen on the control panel displays time of day, flow level, as well as a programmable on/off timer
- The VSC will retain the flow level and programmed on/off times even in the event of power loss
- Cord lock function to eliminate inadvertent plug disconnection
- Rugged weatherproof housing allows you to mount the control box outdoors near your pump
- Includes 2.4GHz Remote-Control
- Download our new TidalWave VSC app on the App Store and Google Play to wirelessly control your Variable Speed Controller from your smartphone or tablet.



Item #	For Use With	Dimensions	Warranty
TWVSC	TT & TW Pumps up to 800 W	6" x 4" x 2"	3 years



Smart Control Receiver

AQUASCAPE SMART CONTROL RECEIVER

The Aquascape Smart Control Receiver is required to run Aquascape adjustable flow pond pumps, allowing you to control your pump at anytime from anywhere. The specially designed receiver makes it easy to connect your pump to the Smart Control App on your smartphone or tablet, allowing for a variety of wireless control functions, including flow adjustment and customized scheduling.

The Smart Control Receiver includes an integrated control panel with digital numeric display and quick and easy flow adjustment. Connecting your device is quick and easy, simply plug in your pump, download the Smart Control App, pair the receiver to your device, and enjoy!

- WIFI pairing light indicates active connection
- Integrated control panel clearly displays current flow settings
- Flow adjustment controls allow for quick and easy on-board flow control
- On/Off controls allow the pump to be turned on or off without a remote or device
- Integrated hang tag provides secure mounting option
- Durable, weather-resistant, injection-molded housing is built to last
- Integrated, weather-proof, quick-connect fitting makes setup quick and easy
- Aquascape Smart Control App allows for a variety of wireless control functions, including flow adjustment and customized scheduling



Universal Remote for Adjustable Flow Pumps

Item #	Description	For Use With	Dimensions	Warranty
45038	Smart Control Receiver	SLD 400-7000, AquaSurge 2000-4000, AquaSurge 4000-8000, AquaForce 4000-8000	6" x 4" x 2"	3 years
45041	Universal Remote for Adjustable Flow Pumps	Smart Control Receiver		

LOW WATER CUT-OFF SWITCH



- Automatically turns off pump after skimmer bellows is closed and water level drops in skimmer basin.
- Automatically turns off pump if skimmer water level drops due to dirty or clogged filter media.
- 1 year warranty

Item #	Name	Volts	Handling Amps	Cord
566009	RS-5	115	10	18'
599211	RFSN-16	115-230	15	20'
599318	RFSN-20	115-230	20	20'

TSURUMI LOW WATER SHUT-OFF SWITCH



Submersible pump motors are cooled and kept from overheating by the water in which they are placed. The LOW WATER SWITCH is a safeguard that shuts off your pump if the water level evaporates or recedes down, exposing the pump to air.

Item #	Volts	Amps	Cord
8084	120 VAC	15	20'

SHINMAYWA LOW WATER CUT-OFF SWITCH



- Controls pumps up to 1/2 HP at 120 VAC and 1 HP at 230 VAC
- Adjustable pumping range of .75 to 6.5"
- Overall dimensions: 12" H x 5" D x 3" W
- Switch housing dimensions: 2" H x 2.8" W (not including cable entrance)
- Float housing dimensions: 2.3" H x 2.7" W
- 3 year warranty

Item #	Name
SJ20VM1WP	ShinMaywa Low Water Cut-Off Switch
20PMPD1WP	ShinMaywa Wide Float Switch

ATLANTIC-OASE PUMP PROTECTOR



Unlike water level sensors, which can cycle on and off repeatedly, leading to pump failure, the TidalWave Pump Protector electronically monitors subtle line power changes that are created by the pump during adverse load conditions.

- Simple installation, no wiring
- Calibration/Reset Button
- Warning Buzzer
- Power Cut-off on fault
- Works with existing GFI
- 1-year warranty

Item #	Name	Volts	Max Amps
TWPP14	Pump Protector	120 VAC	14

AQUASCAPE DUAL UNION CHECK VALVE 2.0



- Innovative reversible fittings allow for universal application
- Dual-union, tool-free design makes maintenance quick and easy
- Includes 2 x reversible 2" MPT x 2" Slip, 1x reversible 1.5" FPT x 2" Slip

Item #
48026

AQUASCAPE DUAL UNION 3" CVA CHECK VALVE



- Fits Tsurumi 12PN pumps

3" Check Valve Assembly

Item #	Description
29098	3" Dual Union Check Valve

ATLANTIC TRITON CHECK VALVE ASSEMBLY



The Triton Check Valve is the only check valve designed exclusively for the water garden industry. The 'swing style' Triton Check Valve features a 2" socket union on the inlet, 2" or 1 1/2" socket unions for the outlet, a molded in 90 elbow, and a slim design that allows clearance when installed with direct drive pumps.

Item #	Inlet	Outlet
TR215CV	1 1/2" or 2" MPT	1 1/2" or 2" Sch 40



ATLANTIC 3" CHECK VALVE ASSEMBLY

- Asymmetrical valve body fits vertical pumps w/little lateral clearance
- Rubber coupling simplifies pump & valve removal for servicing, maintenance and winterizing
- Can be extended to any height using 3" Sch 40 PVC pipe & fittings

Item #	Size
AWGCV30	3" Check Valve Assembly



ATLANTIC TYPHOON MINI AERATION KITS

- Designed for smaller ponds 3' deep or less
- Replaceable diaphragm cartridges
- Check valve included
- Weighted air stones with rim guards stand up to multi-season use
- 3 year warranty

Item #	Description	Watts	Outlet	Pond Volume	Max Depth	Cord	Included Tubing	Air Stone	Dimensions
TAKIT0400	Typhoon Air Pump Kit	4.5 Watts	1/4" FPT	1,000 gal	5'	6'	20' of 1/4"	4"	6 1/2" x 4" x 3 3/4"
TAKIT0800	Typhoon Air Pump Kit	9 Watts	(2) 1/4" FPT	2,000 gal	5'	6'	(2) 20' of 1/4"	(2) 4"	6 1/2" x 6 1/4" x 3 3/4"



ATLANTIC PROFESSIONAL AERATION KITS

- High output for larger water gardens & koi ponds with greater oxygen demand
- Check valve & weighted tubing included
- Circular diffuser maximizes upwelling and water circulation
- 3 year warranty

Item #	Description	Watts	Output	Outlet	Max Depth	Pond Vol	Cord	Included Tubing	Diffuser	Dimensions
TADKIT1800	Typhoon Air Pump Kit	25 Watts	3 PSI	3/8" FPT	7'	6,000 gal	6'	20' of 3/8"	8"	6 1/2" x 4" x 3 3/4"
TADKIT3600	Typhoon Air Pump Kit	35 Watts	5 PSI	(2) 3/8" FPT	11'	12,000 gal	6'	(2) 20' of 3/8"	(2) 8"	6 1/2" x 6 1/4" x 3 3/4"



ATLANTIC PROFESSIONAL AERATION KIT PUMPS

Item #	Description
TA1800	Replacement Pump for TADKIT1800
TA3600	Replacement Pump for TADKIT3600



ATLANTIC TYPHOON MINI DIFFUSER

Item #	Description
TADKIF	Replacement Typhoon Mini Diffuser



AQUASCAPE AERATION KITS

- The strong outer housing protects the pump from becoming easily damaged
- A thick rubber gasket separates the two halves of the air pump, reducing noise
- The integrated rubber feet prevents noise and vibration keeping the pump stable so there is no movement from its intended position
- The replaceable diaphragm and assembly cartridge makes this pump simple and inexpensive to service
- The pump should be placed in an indoor location, which is dry and free from airborne dust and debris.
- 3 year warranty

Item #	Name	Air Flow	Watts	Outlet	Diffusers	Air Line	Max Depth	Pond Size	Cord	Dimensions
75000	2-Outlet Kit	0.28 CFM	6	3/16"	2 - 4" dia.	(2) 3/16" - 25' silicone	8.5'	2,000 gal	6'	5 1/4" x 4 7/5" x 3 1/2"
75001	4-Outlet Kit	0.49 CFM	11	3/16"	4 - 4" dia.	(4) 3/16" - 25' silicone	9'	3,000 gal	6'	7 3/4" x 7 1/4" x 6 1/4"

AQUASCAPE POND AIR PRO



PRO Air 20

- Professional grade aeration system
- Pro Air 20 includes one large 10" clog resistant Rubber Membrane Aeration Diffuser & 30' of 3/8" braided vinyl airline tubing
- Pro Air 60 includes two large 10" clog resistant Rubber Membrane Aeration Diffuser & (2) 30' of 3/8" braided vinyl airline tubing



PRO Air 60

- Keeps a small hole in the ice during winter months
- Helps increase pond oxygen levels
- Comes complete with a weather-proof, outdoor-rated, energy efficient air pump
- 6' power cord
- 3 year warranty

Item #	Description	Watts	Pond Size	Dimensions
61009	PRO Air 20	15	5,000 gal	6" x 5 1/2" x 4 1/4"
61008	PRO Air 60	45	15,000 gal	7 3/4" x 7 1/4" x 4"

AQUASCAPE POND AIR DIFFUSER



Item #	Inlet	Diameter
75005	3/8"	4"

AQUASCAPE AERATION ACCESSORIES

Item #	Air Pump
75003	Diaphragm Kit - 2-Outlet Kit
75004	Diaphragm Kit - 4-Outlet Kit
75002	Pond Air Airline/Check Valve
61001	Pond Air PRO Diffuser, 3/8" Inlet, Dia. 8"
61011	Weighted Tubing 3/8" x 25'
61014	Weighted Tubing 3/8" x 100'
61017	Pro Air 20 Compressor
61016	Pro Air 60 Compressor



AQUASCAPE RUBBER MEMBRANE DIFFUSER

Item #	Inlet	Length
61010	3/8"	10"



OASE AQUAOXY 450

- Membrane - based air injector pump
- Heavy-duty non-clogging airstones
- Ultra-fine bubble dispersment
- Replacement membranes included
- Airstone tubing included (2 x 16')
- 2 airstones included
- Safe 12 V low-voltage operation
- 12 V outdoor safety transformer included
- Cord length 15' (9' from unit to transformer, 6' from transformer to outlet)
- 2 year warranty

Item #	Pond Size	Watts	Output	Air Injection	Cord	Dimensions
50041	up to 5,000 gal	25 Watts	3.6 PSI	450 gph	15'	9" x 9" x 5"



OASE OXYTEX

Greatly Increases the Performance of Any Pond Filter! The Oase OxyTex pond aerator is an air dispersal system designed for use with external air pumps such as Oase's AquaOxy 450 Pond Aerator. It provides the dual benefit of superior air dispersal (oxygenation) and increased surface area (beneficial bacteria growth, significantly increasing the performance of all pond filters. Blends into the pond or water garden. 1 year warranty.

Item #	Pond Surface	Max LPM	Min. Depth	Max Depth	Tubing	Dimensions
51075	38 sq. ft.	16.6	18"	14'	16' of 3/16" I.D.	9" Dia. x 12" H

PONDMASTER AIR PUMPS



AP-100



AP-20 AP-40



AP-60

- Energy efficient
- Recommended that the unit be enclosed to protect it from the elements
- High volume with steady air flow
- Quiet operation
- Air manifold included (tubing not included)
- Air tubing needs to match air pump outlet size.
- 6' Cord
- Replacement parts available
- 1 year warranty

Item #	Name	CFM	Watts	Outlet	Pond Size	Dimensions
04520	AP-20	.98	20	5/8"	2,500	6" x 9" x 6 5/8"
04540	AP-40	1.68	40	5/8"	5,000	7" x 10 1/4" x 7 1/4"
04560	AP-60	2.08	50	3/4"	7,000	8 1/4" x 11" x 8 5/8"
04580	AP-100	5.15	100	3/4"	10,000	8" x 11 3/4" x 9 5/8"

PONDMASTER AIR PUMP ACCESSORIES

Item #	Name
14505	Replacement Manifold - AP20
14515	Replacement Manifold - AP40
14550	Replacement Manifold - AP60
14560	Replacement Manifold - AP100

Item #	Name
14525	Diaphragm Kit - AP20
14545	Diaphragm Kit - AP40
14555	Diaphragm Kit - AP60
14565	Diaphragm Kit - AP100

PONDMASTER 6" STRAIGHT AIR DIFFUSER



- 16 In² of active surface area
- Tubing Sizes: 1/2" or 5/8"

Item #	Length
14570	6"

PONDMASTER 7" DIA. ROUND AIR DIFFUSER



- 48 In² of active surface area
- Tubing Sizes: 3/4" or 1"

Item #	Length
14580	7" Dia.

PONDMASTER AIR DIFFUSER KIT



- 6" Straight Defusser
- 20' of 5/8" tubing
- Fits Pondmaster AP-20 & AP-40 Air Pumps

Item #
14575

AIRMAX PONDPAIR

PondAir 2 Includes:

- High efficiency dual output compressor
- Flow control dial
- Elevated rear air intake
- 2 blue air stones
- 2 rolls of 30' high grade, UV resistant, black silicone airline
- 2 check valves
- 1 year warranty

PondAir 4 Includes:

- High efficiency dual output compressor
- Flow control dial
- Elevated rear air intake
- 4 blue air stones
- 4 rolls of 30' high grade, UV resistant, black silicone airline
- 4 check valves
- 1 year warranty

Item #	Description	Pond Size	Watts	Air Flow	Outlet	Tubing	Cord
120915	PondAir 2	1,000 gal	4	.15 CFM	(2) 1/8"	(2) 30'	6'
120916	PondAir 4	2,000 gal	8	.30 CFM	(4) 1/8"	(4) 30'	6'

AIRMAX ROUND AIR STONE



2 Pack

Item #	Description
160261	2" Round Air Stone

AIRMAX AIR STONES



Item #	Description
160264	6" Air Stone
160265	12" Air Stone

AIRMAX KOIAIR DIFFUSER



Item #	Description
160184	KoiAir Diffuser

AIRMAX DIAPHRAM KITS

Item #	Description
120920	PondAir 2
120921	PondAir 4
510145	KoiAir 1
510146	KoiAir 2

AIRMAX KOIAIR

KoiAir Mini & 1 Includes:

- High efficiency compressor
- - KoiAir 1: dual stick diffuser
- - KoiAir Mini: mini plate diffuser
- 25' EasySet 3/8" weighted airline
- 3 year warranty

KoiAir 2 Includes:

- High efficiency compressor
- 2 KoiAir dual stick diffuser
- (2) 25' EasySet 3/8" weighted airline
- 3 year warranty



Max diffuser depth of 4'

Item #	Description	Pond Size	Watts	Air Flow	Outlet	Tubing	Cord
160193	KoiAir Mini	1,000 - 4,000 gal	17	.80 CFM	(1) 3/8"	(1) 15'	6'
160194	KoiAir 1	2,000 - 8,000 gal	17	.80 CFM	(1) 3/8"	(1) 25'	6'
160195	KoiAir 2	8,000 - 16,000 gal	35	1.7 CFM	(1) 3/8" (w/splitter)	(2) 25'	6'



OASE WATER TRIO

This linear water feature has three distinct fountains with varying jet heights (12-55 inches). Eco-friendly LED lighting provides a range of light intensities. Customized settings programmed with a remote control promises convenience and ease of use. An energy-efficient 12-volt technology minimizes environmental impact. The Water Trio includes 3 pumps/nozzles, external control unit, transformer, and cables.

- Three varying fountains, including LED lighting
- Immediately ready for use and easy connection
- Can be connected to a timer
- Pre-programmed effects with variations in fountain height and light intensity
- The effects can be selected via remote control from a distance of up to 250 ft.
- Easy maintenance
- Low energy consumption
- 3 year warranty

Item #	# of Jets	Volts	Watts	Max Height	Cord	Dimensions
50353	3	12	40	55"	8' power unit + 26'	17" x 11.8" x 9.4"



OASE WATER QUINTET

The Water Quintet offers 5 fountains of varying heights (12-55 inches) and light intensities. The Plug'n Spray feature allows for immediate use. The fountain's remote control provides convenience and flexibility. The fountain can set up on a range of substrates and has a robust floor plate for protection. The fountain boasts an energy-efficient 12-volt technology. The fountain includes 5 pumps/nozzles, external control unit, transformer, and cables.

- Five varying fountains, including LED lighting
- Immediately ready for use and easy connection
- Can be connected to a timer
- Pre-programmed effects with variations in fountain height and light intensity
- The effects can be selected via remote control from a distance of up to 250 ft.
- Easy maintenance
- Low energy consumption
- 3 year warranty

Item #	# of Jets	Volts	Watts	Max Height	Cord	Dimensions
50354	5	12	50	55"	8' power unit + 26'	17" x 11.8" x 9.4"



OASE WATER JET LIGHTNING

The Water Jet Lightning fountain features pre-programmed effects with variations in jet length and height. The water can be illuminated in red, green, or blue. The effects can be conveniently selected via remote control. The fountain enjoys low energy consumption for minimal impact. The fountain includes the 2-unit set Water Jet Lightning, pump, external control unit, transformer, and cable.

- Feature pre-programmed effects with variation in jet height, jet lengths, and RGB colors
- The effects can be conveniently selected via remote control from a distance of up to 250 ft.
- The water jet angle can be individually adjusted
- Can be connected to a timer
- Your favorite color of the water arch can be set easily
- Maximum jet length 5.9 ft., maximum jet height 3 ft.
- Low energy consumption
- 3 year warranty

Item #	# of Jets	Volts	Watts	Max Jet Height @ 90°	Max Jet Height @ 45°	Cord	Dimensions
50355	2	12	41	36"	58"	8' power unit + 131'	5.9" x 4.5" x 8"



AQUASCAPE FAUX WOOD STUMP COVER

The Aquascape Faux Oak Stump Cover is the ideal solution to covering unsightly landscape components, including everything from power outlet posts to IonGen™ panels. The cover features durable, heavy-duty poly-resin construction, designed to stand up to the elements and provide year after year of enjoyment. Use the stump cover to conceal electrical outlets, power cords, transformers, Automatic Dosing Systems, pond supplies, and more.

Item #	Dimensions
78259	15" dia. x 18.5"

OASE LUNAQUA CLASSIC (3) LIGHT KIT



- Spot light for use in or out of water
- Swivel bracket that allows 180° rotation
- Includes transformer
- (3) 31 lumen light output
- 2 year warranty

Item #	Watts	Beam Angle	Cable	Dimensions
56453	3W each	20°	16	3" x 4 1/2"

OASE LUNAQUA 3 LED POND LIGHT



- Spot light for use in or out of water
- Swivel bracket that allows 180° rotation
- For connection with the OASE Underwater Transformer
- Bright illumination, thanks to a powerful 110 lumen rating
- Adjustable head for alignment of the beam angle
- 110 lumen light output
- Plug can be removed to work with other transformers without voiding warranty
- 1 year warranty

Item #	Watts	Beam Angle	Cable	Dimensions
56463	3	30°	25'	3" x 5 1/2"



OASE UNDERWATER TRANSFORMER

Simple and safe - this connection technology is unrivalled. Connect OASE pond lighting to this transformer to create a connection above or below the water's surface. 20' cord length. 2 year warranty

Item #	Watts	Ports	Dimensions
50517	150	4	6" x 5.1" x 3.5"



OASE UNDERWATER CONNECTION SYSTEM

The Lunaqua lighting system can be extended with all connections made underwater via optional cable boxes and cables.

Item #	Description	Volts
50492	Power Box	12
12768	3' Cable	12
12374	10' Cable	12
12375	25' Cable	12
11740	50' Cable	12

OASE LUNALED POND & LANDSCAPE LIGHTS - 3 PC



LunaLED Pond and Landscape Lights Set 3 will cast a beautiful glow on your outdoor water feature and garden! Begin with LunaLED's classic and subtle white light. Then mix it up—never set the same lighting arrangement twice—raging red, daring blue, calming yellow and soothing green (or combine them all!). Your choice will set the ambiance. Set the lights in your landscape or under water—combine the practicality of outdoor lighting with the drama of underwater illumination. The weighted and adjustable bases ensure consistent positioning even in adverse weather and pond conditions.

- Neutral white light with 4 interchangeable color lenses per light
- Suitable for use in and out of the water
- Compact size makes these easy to integrate in garden and pond design
- Includes colored lenses
- Weighted bases
- Adjustable head for flexible alignment
- While Supplies Last
- 1 year warranty

Item #	Total Watts	Cord	Dimensions
45411	1.5	10' (3' between lights)	2.24" x 3"



OASE LUNALED LANDSCAPE & FOUNTAIN LIGHT

- Includes 4 color lenses
- Can be used in and out of water
- Dawn to dusk sensor
- Energy efficient design w/cool touch technology
- 16 ft. power cord included
- While Supplies Last
- 1 year warranty

Item #	Watts	Cord
45410	0.5	16'

OASE MINI LUNALED POND & LANDSCAPE LIGHTS - 6 PC



- For use in and out of water
- Easy to hide in landscape or pond
- Six unit series
- Automatic dusk to dawn sensor
- Weighted bases
- While Supplies Last
- 1 year warranty

Item #	Watts	Cord
45412	1.2 watts (0.2 per light)	10' (3' between lights)



UNDERWATER FIBERGLASS POND LIGHT

- Available with LED or Color-Changing lamps
- Requires transformer
- 15' cord, screw in stake
- Can be used under water or outside of the pond
- 12V
- 4 1/4" long x 4" Dia.
- 1 year warranty

Item #	Name	Price
GBT5006U-LED	Fiberglass Light w/LED Lamp	\$32.99
GBT5006U-C	Fiberglass Light w/ Color-Changing Lamp	\$57.99



UNDERWATER BRASS SPOT/WEEL LIGHT

- Heavy Duty commercial quality construction
- Water tight, ideal for ponds
- Available with LED, Halogen or Color-Changing lamps
- 15' cord
- 12V
- 50 Watts max
- 3" long x 3 7/8" Dia.
- Use in or out of the pond
- 1 year warranty

Item #	Name	Price
GBT5006B-LED	Brass Spot/Well Light w/LED Lamp	\$57.99
GBT5006B-C	Brass Spot/Well Light w/ Color-Changing Lamp	\$84.99

RETROFIT COLOR CHANGING LED BULBS



MR16 Color Changing LED Kit includes a single MR16 Coloring Changing LED Bulb and Remote. MR16 Color Changing LED Bulb makes it easy to adapt any ordinary MR16 lighting fixture to color changing for a fully customized look. The primary color for this MR16 bulb is warm white. Six dedicated 2700K warm white LEDs can be set at four brightness levels- 110, 180, 270 or 340 lumens.

Two color changing LEDs allow choice between 15 different colors with four brightness level for each color. The bulb can be set for a constant color or cycled through all the colors with four different color changing cycles.



Item #	Name
GBTRGBMR16-KIT	MR-16 Color-Changing Lamp & Remote Kit
GBTRGBMR16	MR-16 Color-Changing Lamp
GBTRGBMR16-REMOTE	Color-Changing Remote



AQUASCAPE LED WATERFALL LIGHT

- 40,000 hour bulb life
- For use in or out of water
- 14.5' cord with quick connect plug
- Equivalent to a 10W halogen light
- Transformer sold separately
- 5 year warranty

Item #	QTY	Watts	Lumens	LED Bulbs	Dimensions
84032	1	1.2	45 lm	1	2" dia. x 1.5"
84046	6 pk	1.2	45 lm	1	2" dia. x 1.5"

AQUASCAPE GARDEN & POND LED SPOTLIGHT



- Pre-wired for simple installation
- 40,000 hour bulb life
- Can be used in or out of water
- Includes: (3) 1-watt LED lights, 1 transformer, 1 photocell, 1 stand, and 1 soil spike
- 5 year limited warranty

Item #	Watts	LED Bulbs	Dimensions
84030	1 per light	1 per light	1 1/4" dia. x 2 3/4"

AQUASCAPE LED BULLET SPOTLIGHTS



- Can be used in or out of the water.
- 2 different mounting platforms, adjustable stand, and stake.
- 15' cord with quick connect plug
- Transformer is sold separately
- 40,000 hour bulb life
- Architectural Bronze finish
- 3 LED bulb is the equivalent of a 20 W halogen bulb and the 6 LED bulb is the equivalent of a 50W halogen bulb
- 5 year warranty

Item #	QTY	LED Bulbs	Watts	Lumens	Dimensions
84031	1	1	1.2	45 lm	1 1/4" dia. x 2"
84045	6 pk	1	1.2	45 lm	1 1/4" dia. x 2"
84033	1	3	3	150 lm	3" dia. x 3"
84047	6 pk	3	3	150 lm	3" dia. x 3"
84034	1	6	5.8	340 lm	3" dia. x 3"
84048	6 pk	6	5.8	340 lm	3" dia. x 3"

AQUASCAPE LED FOUNTAIN LIGHT



- Fits 1/2" - 3/4" tubing
- 15' cord
- 40,000 hour bulb life
- Equivalent to 10W halogen light
- Incorporates into standard 12 volt lighting systems
- 5 year warranty

Item #	Description	Watts	Lumens	Dimensions
84009	Light with Transformer	2.5	24 lm	1.5" dia.
84008	Light w/o Transformer	2.5	24 lm	1.5" dia.

AQUASCAPE QUICK CONNECT SPLITTERS



Provides a simple connection of multiple fixtures to a single transformer. Can be chained together to attach additional fixtures.

Item #	Description	Cord
98489	3-Way Splitter	6"
84022	6-Way Splitter	36"

AQUASCAPE GARDEN AND POND PHOTOCELL WITH DIGITAL TIMER



The Aquascape Garden and Pond Photocell with Digital Timer manages your garden and pond lighting by automatically turning the lights on and off at desired times. The photocell automatically turns lights on at dusk. Set the lights to turn off at dawn or choose one of the three timer options. Timer options include 4-hour, 6-hour, and 8-hour settings. The timer has a built-in memory function, repeating a programmed schedule daily and reverting back to the most recent programmed schedule in case of a power outage.

- Integrates with other 12 volt quick connect components
- 60 watt capacity
- 36" power cord
- 4 hour, 6 hour & 8 hour timer options
- Built in memory function
- 5 year warranty

Item #	Description	Dimensions
84039	Photocell with Digital Timer	3.25" x 1.5" x 4.5"

AQUASCAPE COLOR-CHANGING LED FOUNTAIN LIGHT



- Color-changing diodes provide an impressive range of color options
- Light requires Color-Changing Lighting Control Hub and standard 12-volt transformer
- Kit includes Color-Changing Lighting Control Hub & transformer
- Integrated fitting for quick and easy installation in the top of decorative fountains
- 5 year warranty

Item #	Description	Lumens	Dimensions
84072	Color Changing Fountain Light	20 lm	1.5" dia. x 2.5"
84055	Color Changing Fountain Light Kit	20 lm	1.5" dia. x 2.5"



AQUASCAPE COLOR-CHANGING CONTROL HUB

- Required to power and run Aquascape Color-Changing Lights
- Control your lights from anywhere using the Aquascape Smart Control App
- Allows for a variety of wireless control functions, including flow adjustment, customized scheduling, and Alexa voice controls
- Quick and easy setup
- Control up to 150-Watts of Aquascape Color-Changing Lights
- Adequate wireless coverage required (2.4GHz Supported)
- Requires 12-volt transformer
- 5 year limited warranty

Item #	Description	Dimensions
84074	Color-Changing Control Hub	4" x 4" x 1.5"
84073	Color-Changing Lighting Remote	4.25" x 2" x 3/4"

AQUASCAPE COLOR-CHANGING SPLITTERS



- Provide a simple way to connect multiple color-changing lights to one power source
- Choice of 3-way or 6-way
- Quick-connect fittings provide weather-proof connections
- 5 year warranty

Item #	Description	Outlets	Length
84062	3-Way Splitter	3	6"
84068	6-Way Splitter	6	36"

AQUASCAPE 12 V TRANSFORMERS

Manual
w/Quick Connect



w/ Photocell



- Durable epoxy sealed housing
- 12V
- 1 year warranty

Item #	Watts	Photocell	Cord
98375	6W	—	6'
98485	20W	—	6'
98486	60W	—	6'
99070	60W	1	6'
01002	150W	1	6'
84039	Photocell Only		

AQUASCAPE EXTENSION CABLE



Extension cable allows for simple extension of Aquascape lighting up to 25 feet. Ideal use with the Aquascape manual 12 volt transformers & 3-way splitters

Item #	Description
98998	25' Extension Cable
84023	25' Extension Cable w/5 Quick Connects at 5' intervals

AQUASCAPE COLOR-CHANGING LED SPOTLIGHTS



- Color-changing diodes provide an impressive range of color options
- White diode provides a true white when desired
- Requires Color-Changing Lighting Control Hub and standard 12-volt transformer
- 5 year warranty

Item #	Watts	LED Bulbs	Lumens	Dimensions
84059	4.5 per light	3 per light	128 lm	3" dia. x 3"
84060	8 per light	6 per light	223 lm	3" dia. x 3"

AQUASCAPE COLOR-CHANGING LED WATERFALL LIGHT & UP LIGHT



- Color-changing diodes provide an impressive range of color options
- White diode provides a true white when desired
- Requires Color-Changing Lighting Control Hub and standard 12-volt transformer
- 5 year warranty

Item #	Watts	Lumens	Cord	Dimensions
84057	2 per light	52 lm	15'	2" dia. x 1.5"

AQUASCAPE COLOR-CHANGING EXTENSION CABLES



- Allow for simple extension of Aquascape Color-Changing Lighting
- No need to cut wires
- Quick-connect fittings provide weather-proof connections
- 5 year warranty

Item #	Description
84069	25' Extension Cable
84070	25' Extension Cable w/5 Quick Connects at 5' intervals

ATLANTIC WARM WHITE COMPACT SPOTLIGHT



- Solid brass bodies
- Oil rubbed bronze finish
- 20' cord
- Quick-connect plug
- Stand & ground stake
- Requires WW30X4 Transformer
- 5 year warranty

Item #	Watts	Beam Angle	Dimensions
WWCS2	2	45°	2 1/8" x 1 1/8"
WWCS4	4	45°	2 5/8" x 1 3/4"

ATLANTIC WARM WHITE LED FOUNTAIN LIGHT



- Illuminate water inside vases, basalt and bubbling rocks
- Fits into 1 1/2" socket fittings and 2" bore holes
- Accepts standard 3/4" tubing
- Matches 2800° Kelvin color temp of halogens and incandescents
- 5 year warranty

Item #	Watts	Cord	Dimensions
WWFL2	2	20'	2" x 1 3/8"

ATLANTIC-OASE WARM WHITE LED WIRING



- For use with Atlantic LED WW Series Lighting
- 5 year warranty

Item #	Description	Connections	Length
WWBSX4	4-Outlet Block Splitter	4	—
WWEXT20	20' Extension Cord	2	20'

ATLANTIC WARM WHITE LED POND LIGHTS



- Can be used both underwater and in open air applications
- Light sensor automatically turn lights on at dusk and off after 6 hours of operation
- Durable plastic housing resists impact and temperature extremes
- Replaceable diode assembly for long service life
- Triple light kit features 12' of cord from transformer to junction, then a generous 8-foot of cord to each light
- 1 year warranty

Item #	Lights	Watts	Dimensions
SOLWPL1	1	1	2" W x 2 1/2" L
SOLWPL3	3	3	(3) 2" W x 2 1/2" L

ATLANTIC WARM WHITE LED LIGHT RING



- Solid brass body
- Oil rubbed bronze finish
- 12 Volt
- 20' cord
- Quick-connect plug
- 1 5/16" inner diameter
- Includes 1" bushing
- Requires transformer
- 5 year warranty

Item #	Watts	Beam Angle	Dimensions
WWRL5	5	120°	3 3/4" OD x 2" ID x 5/8" H

ATLANTIC WARM WHITE LED BAR LIGHT



- Wide beam angle to wash walls, falls and spillways
- Solid brass Bar Light includes dual bases or stainless steel L-brackets
- Light rotates 30° in either direction
- 2800° Kelvin temperature of halogen and incandescent lighting
- 5 year warranty

Item #	Watts	Dimensions
WWBL5	5	11 1/2" X 5/8" X 1 1/2"

ATLANTIC 30 WATT TRANSFORMER W/4-OUTLET BLOCK SPLITTER



- 30 Watt transformer
- 4-Way Splitter
- 5 year warranty

Item #	Light Connections	Transformer	Input	Output
WW30X4	4	30 Watt	120 volt AC	12 volt AC

ATLANTIC TRANSFORMERS W/PHOTOCELL & TIMER



- Transformers feature built-in photocell with light sensor and timer
- Set to turn on at dusk and off at dawn or after 4, 6 or 8 hours of operation
- 1 year warranty

Item #	Watts	Output
TRANS60	60	12V
TRANS88	88	12V
TRANS150	150	12V

ATLANTIC HARDSCAPE LIGHTING



Atlantic's new LED Hardscape Lights add the ability to wash walls, illuminate steps and brighten under ledges with brilliant color.

- 12 Volts
- Stainless steel mounting bracket
- Cast brass lighting fixtures
- Matches 2800° Kelvin color temp of halogens and incandescents
- 5 year limited warranty



Item #	Size	Color	Watts	Beam Angle	Dimensions
WWHL6	6"	Warm White	2	120°	6" x 7/8" x 7/8"
WWHL12	12"	Warm White	4	120°	12" x 7/8" x 7/8"



AQUASCAPE PATH & AREA LED LIGHTS

Aquascape Path and Area 3-Watt LED Dome Top Landscape Lights make it easy to illuminate any landscape or outdoor area. The dome top shade design provides a modern, elegant look, ideal for a wide variety of spaces. The included 3-Watt LED bulb provides a warm 2700K output and a 25,000 hour bulb life span. Each fixture features durable brass construction with an antique bronze finish.

- Includes Hat Top or Dome Top shade
- 25,000 hour LED bulb
- Includes LED bulb, heavy-duty mounting stake, and 3' lead wire
- 2700K illumination
- Brass construction with antique bronze finish

Item #	QTY	Shade	Watts	Lumens	Lead Wire	Light Dimensions
84063	1	Hat Top	3	270 lm	3'	6.5" x 18.25"
84065	6-pk	Hat Top	(6) 3	270 lm	3'	6.5" x 18.25"
84064	1	Dome Top	3	270 lm	3'	6.5" x 18.25"
84066	6-pk	Dome Top	(6) 3	270 lm	3'	6.5" x 18.25"


OASE PONDOVAC 5

Now even more powerful, the multi-function PondoVac 5 vacuum thoroughly and effortlessly removes debris and silt from ponds or pools, or from wet floors of any type. Thanks to the integrated wastewater pump the dirty wastewater can be optimally drained off without interruption to the suction, saving you the trouble of waiting for the vacuum to empty. Large wheels with whisper tires ensure stable movement through rough terrain as well as low-noise when in operation. The robust aluminum suction tubes, along with a transparent suction tube, permit precise and convenient vacuuming. Including an extensive nozzle package and suction hose/drain hose fittings.



- For use in ponds, pools and household
- Patented two-chamber system for continuous suction
- Powerful 1800W motor
- Rigid aluminum suction tubes
- Large accessory assortment included
- 3 year warranty

1. Aluminum suction tubes
2. Clear suction tube (for checking flow)
3. Flat surface nozzle
4. Wet vacuum nozzle
5. String algae nozzle
6. Brush nozzle
7. Multi nozzle
8. Debris bag



Part #	Watts	Max Depth	Max Flow	Suction Hose	Discharge hose	Power Cord	Dimensions
48080	1,800 Watts	7'	2,100 gph	16'	32.8'	25'	17.2" x 16.7" x 28.2" H

OASE PONDOVAC 4

PondoVac is the premier pond, pool and household wet vacuum on the market and it is now even better: A new, more rugged design, aluminum suction and more suction power tubes make PondoVac 4 the only pond vacuum you ever need to own.

- For use in ponds, pools and household
- Patented two-chamber system for continuous suction
- Powerful 1800W motor
- Rigid aluminum suction tubes
- Large accessory assortment included
- 2 Year Limited Warranty

1. Aluminum suction tubes
2. Clear suction tube (for checking flow)
3. Flat surface nozzle
4. Wet vacuum nozzle
5. String algae nozzle
6. Brush nozzle
7. Multi nozzle
8. Debris bag



Part #	Watts	Max Depth	Max Flow	Suction Hose	Discharge hose	Power Cord	Dimensions
50409	1,800 Watts	7.9'	1,300 gph	16'	8'	13.8'	15.6" x 16.7" x 26.4"

OASE PONDOVAC 3

PondoVac 3 allows you to Vacuum the pond clean nonstop thanks to a patented 2-chamber system. Transport wheels and adjustable handle make moving a breeze, and the transparent suction tube allows you to see the sludge level and vacuum action while you clean.

- String algae nozzle
- Wide nozzle w/rubber lip & brush
- Crevice nozzle
- Adjustable floor nozzle
- 4 vacuum tube extensions
- Debris collection bag
- 16' vacuum hose
- 8' discharge hose
- 2 year warranty



Part #	Watts	Max Depth	Max Flow	Suction Hose	Discharge hose	Power Cord	Dimensions
37230	1,600 Watts	7'	1,050 gph	16'	8'	13'	15.6" x 16.7" x 26.4"



OASE PONDovac CLASSIC

With its powerful 1400 watt motor housed in a compact design, the PondoVac Classic is effective at removing sludge & string algae from ponds and waterfalls. PondoVac Classic has three different suction nozzles - crevice nozzle, algae nozzle and variable universal nozzle (2-10mm) so you can be sure that it can handle any type of pond debris. It has time controlled, automatic activation and emptying cycle. The PondoVac Classic has a 2 year warranty.

- Wet and dry vacuum for pond, pool and household.
- Effective sludge vacuum with powerful 1400 watt motor.
- Automatic activation and emptying through intelligent device control.
- New compact design – a 27-liter tank is all you need.
- Low noise thanks to the new noise reduction unit.
- With 4 suction nozzles: Crevice nozzle, algae nozzle, flat nozzle with rubber lip, variable special sludge nozzle

Part #	Watts	Max Depth	Max Flow	Suction Hose	Discharge hose	Power Cord	Dimensions
57347	1,400 Watts	6'	800 gph	13'	7'	13'	15" Dia. x 24" H



OASE EASYPICK POND PLIERS

Its rubberized grippers firmly grasps branches and leaves, as well as foreign objects. Ergonomic grip and the telescopic handle enables convenient work. 2 year warranty

Item #	Handle Length	Dimensions
42764	6.6'	54" X 3.5"



OASE FLEXICUT 2 IN 1

The scissors' head features adjustable work angles and protects the pond liner from cuts and punctures. 2 year warranty

Item #	Handle Length	Dimensions
46970	5.2'	65.6" X 2.5" X 1.6"



AQUASCAPE FAUX LOG FISH CAVE

Provides pond fish shelter from predators such as herons. Heavy-duty, poly-resin construction is built to last and stand up to the elements.

Item #	Size
78324	19" x 12" x 10"



AQUASCAPE FLOATING ALLIGATOR

This 34" Floating Alligator Decoy has three hinged body parts allowing it to float freely and life-like in the pond.

Item #	Size
93000	11.5" X 7.5" X 10"



AQUASCAPE SWAN DECOY

Due to the territorial nature of the swan, geese and herons will often avoid locations where they find a swan is present. Each swan is constructed of durable polyresin. Can be used floating on the water or on dry land.

Item #	Dimensions
74014	31" X 15" X 18"



AQUASCAPE HERON DECOY

Deters herons from coming to your pond by making them think another heron is already there.

- Lightweight polymer

Item #	Dimensions
81030	28" x 79" x 6.25"



AQUASCAPE POND THERMOMETER

Aquascape Pond Thermometers allow you to monitor the pond water temperature to help you adjust fish feeding and water treatment applications during the seasonal changes.

Item #
74000



AQUANIQUE FLOATING POND THERMOMETER

- Dependable
- Easy to read
- Fast and accurate
- Floats along the surface of the water
- 1-year limited warranty

Item #
QDPT



AQUASCAPE SMART POND THERMOMETER

This specially designed pond thermometer is easy to connect to your smartphone or tablet, allowing you to easily check the temperature of your pond or water feature using the Aquascape Smart Control App that's compatible with iPhone and Android operating systems. The device also includes an integrated display panel for monitoring temperature without the use of a tablet or smartphone.

The durable, spherical design is weighted to sink and built to last in all weather conditions, capturing temperatures between -20°F and 120°F. The device integrates easily with other 12-volt quick-connect components and existing low-voltage lighting systems using the included quick-connect fitting. Adequate wireless coverage is required (2.4 GHz supported).

Item #	Description
74012	Smart Pond Thermometer
74013	Smart Pond Thermometer w/Transformer



MICROBE-LIFT MOSQUITO CONTROL

Specifically formulated for decorative water gardens, fountains, and areas where standing water exists. Microbe-Lift/BMC (Biological Mosquito Control) kills developing mosquitoes before they become breeding, biting adults, including those which may transmit West Nile Virus and Equine Encephalitis, and those which may transmit Heartworm Disease to dogs and cats.

Microbe-Lift/BMC can be applied to areas that can contain aquatic life, fish, and plants. Microbe-Lift/BMC can be applied to areas used by or in contact with humans, animals, livestock, pets, birds, or wildlife.

- Up to 14 days activity depending on site.
- Disperses easily in water.
- No fish toxicity.
- No toxicity to non-target invertebrates.
- No adverse aesthetics to the pond.
- Significantly lower potential for development of resistance in target insect populations than chemical larvicides such as methoprene.
- No organic or inorganic residues.
- 2.5 ml per 1,000 gallons of water.

Item #	Size	Treats	Units per Case
BMC2	2 oz.	400 gal - 2 years	12
BMC6	6 oz.	2,000 gal - 16 months	6

SUMMIT MOSQUITO DUNKS

For long term, fast treatment of mosquito larva infested water or water where mosquito larva could potentially live.

- Non-toxic to all other wildlife, pets, fish, and humans.
- Simply apply Mosquito Dunk to any standing water, or water garden.
- Kills within hours lasts for 30 days or more.
- Labeled For Organic Gardening by the USEPA.
- Highly effective low impact product
- Only product with BTI, toxic only to mosquito larva.



Item #	Size	Treats
110-12	6 Mosquito Dunks	600 sq. ft.
111-5	20 Mosquito Dunks	2,000 sq. ft.

SUMMIT MOSQUITO BITS



Sprinkle Mosquito Bits (Quick Kill) as a shock to quickly annihilate the larval population. Corn cob granules coated in Bti, the Bits™ (do not last long but) provide a punch, turning water black with larvae, to a clear pool void of future mosquitoes. A week after application either supplement with Mosquito Dunks, for long term control or continue to add Bits on a bi-weekly basis. The Mosquito Bits are now labeled to control

Fungus Gnats in plant beds or pots!

Mosquito Bits can be applied to areas that contain aquatic life, fish, and plants. Can be applied to areas used by or in contact with humans, animals horses, livestock, pets, birds, or wildlife. DO NOT APPLY TO finished, treated human drinking water sources.

Item #	Size	Treats
116-12	8 oz.	2,178 sq. ft.
117-6	30 oz.	8,000 sq. ft.



OASE PONDNET

Pond debris and fish can be easily removed from the water up to a distance of 5.2 ft. away using the the lightweight and durable PondNet.

lightweight and durable

Great for removing unwanted debris, the PondNet has a coated frame that protects the pond liner and fish alike.


Item #	Handle Length	Dimensions
46934	Telescopic up to 5.2'	1.1" x 14.9" x 46.5"

AQUASCAPE PRO FISH NET WITH EXTENDABLE HANDLE



Super soft netting and shallow design are specifically designed to handle and cradle larger fish. This net is specifically designed to handle and cradle larger pond fish including koi. The super soft netting and shallow design prevents fish from being snagged in the mesh. This style net is a must for the pond owner with larger fish. 1/8" hole diameter.

Item #	Description	Mesh	Net Size	Handle
98561	Pro Fish Net	Fine	22" Dia.	32" - 69"



AQUASCAPE POND SHARK POND NET

Versatile pond net with innovative raking and scraping blades.

Item #	Description	Handle
74004	Pond Shark Pond Net	Extends up to 60"
74005	Pond Shark Pro Pond Net	Extends up to 96"



AQUASCAPE PROFESSIONAL GRADE POND NETS

AquascapePRO pond nets are designed and built for professional pond maintenance crews. Heavy-duty handle collapses for storage, allowing the net to be safely transported from one pond to the next.

Professional Grade Pond Net is great for removal of large fish and a variety of debris.

Professional Grade Pond Skimmer Net has a fine mesh is ideal for removing small floating and suspended debris from the pond water

Item #	Description	Net Size	Handle
50000	Pro Grade Pond Net	22"	36" - 69"
50001	Pro Grade Pond Skimmer Net	22"	36" - 69"



AQUASCAPE SMALL NETS WITH EXTENDABLE HANDLE

Great for tight spaces or ideal for children to lend a helping hand. Pond nets are used for catching fish and general maintenance. The super soft netting will not damage the fish and is easy to keep clean. Pond Net has a 1/8" hole diameter.

Item #	Description	Net Size	Handle
98558	Small Pond Net	12" x 7"	32" - 63"
98559	Small Skimmer Net	12" x 7"	32" - 63"

AQUASCAPE HEAVY-DUTY NETS WITH EXTENDABLE HANDLE



Strength of this net allows for removal of large amounts of debris, cutting down on maintenance.

Item #	Description	Net Size	Handle
98560	Heavy-Duty Pond Net	12" x 7"	36" - 63"
98562	Heavy-Duty Skimmer Net	12" x 7"	36" - 63"

UNITED AQUATICS COLLAPSIBLE NETS



NET416



NET424



NET425



NET446

Built to last non rust materials with protection netting around lightweight head frame to stop wear on rocks and liners. Designed for contractors, pond professionals or anybody who just wants a pond net to last! Easy click system to attach net head to pole, can easily be removed for storage.

Item #	Description	Mesh	Net Size	Handle
NET416	HD Net Head	Coarse	16" x 18"	—
NET424	Koi Net Head	Fine	24" Dia.	—
NET425	Koi Net Head	Fine	30" Dia.	—
NET446	Sludge/Skimmer Net Head	Fine	24" Dia.	—
NET400	Telescoping Pole	—	—	Extends up to 9' 8" Long



THERMO-POND 3.0 HEATER DE-ICER

- 100 watts
- 12' electrical cord.
- Will not harm pond liners
- Maintains hole to -20° F.
- Thermostatically controlled.
- One-year warranty.

Item

8001

Size

12.5" Dia. x 4.5" H

THERMO-POND SUBMERSIBLE POND DE-ICER



- Thermostatically controlled
- Use with air or water pumps
- 15' cord
- For ponds up to 300 gallons and 18" deep.
- 2 year warranty

Item

8100

Watts

300 W

Dimensions

12" dia. x 4"



PERFECT CLIMATE DELUXE POND DE-ICER

Pond De-Icers include:

- Removable floater ring
- 12' cord
- 2 year warranty

Item

8125

Watts

250 W

Dimensions

7.5" Dia. x 4.5" H

8175

750 W

7.5" Dia. x 4.5" H

8115

1500 W

9.5" Dia. x 4.5" H



AQUASCAPE PROTECTIVE POND NETTING

Ideal for keeping fish in and predators out. Keeps debris from entering the pond. Reusable & comes complete with U-shaped stakes; keeping the net secure and in place.

Item

98000

Size

7' x 10'

98001

14' x 20'

98002

28' x 30'



ATLANTIC ULTRA POND NETS

- UV Resistant Poly Netting
- 1/2" x 1/2" openings
- Stretch your nets as tightly as possible to keep the leaves from accumulating below water level.
- Stakes included on most nets.

Item

PN1015

Size

10' x 15'

Stakes

12

PN1520

15' x 20'

12

PN2020

20' x 20'

12

PN2030

20' x 30'

12

PN10100

10' x 100'

Not Included

PN20100

20' x 100'

Not Included

PN30100

30' x 100'

Not included

PNS50

Net Stakes

50



OASE ICEFREE FOUR SEASONS

- Allows harmful fermentation gases to escape, in freezing temps, by continuous movement of water.
- Extremely energy-efficient pump with frost-proof technology without heating element.
- In summer it can be used as a water feature to aerate your pond.
- Requires a depth of at least 2.6 ft. for the IceFree to function in temperatures down to -4°F.
- Includes pump with filter housing, float body, 2 nozzle heads, filter bag, hose and connector, nozzle pipe, and stop plug.
- Included 2 year limited warranty.

Item

72931

Description

IceFree Four Seasons

Watts

6

Max Flow

110 gph

Cord

25'



PREMIUM POND NETTING

Pond netting shields the pond from falling leaves and protects your fish from predators.

- 1/8" holes
- Brass grommets every 2 feet for easy installation
- Made of Polypropylene w/UV protectant
- Edges have 1 1/2" wide Reinforced backing
- Stakes not included

Item

N1010

Size

10' x 10'

N1012

10' x 12'

N1015

10' x 15'

N1020

10' x 20'

N1215

12' x 15'

N1515

15' x 15'

N1220

12' x 20'

N1520

15' x 20'

N1525

15' x 25'

N2020

20' x 20'

N2025

20' x 25'

N2030

20' x 30'

N2525

25' x 25'


N2530

25' x 30'

N3030

30' x 30'

ATLANTIC POND & GARDEN PROTECTOR



Includes:

- Ultra Pond Net
- UV Resistant Poly Netting
- Center Receptor
- (4) Fiberglass Poles
- (4) 12' Tie-downs
- (4) Ground Stakes
- (12) Net Stakes
- (8) Net Clips
- 1/2" holes.
- All components packed in a reusable drawstring bag
- UV light protected
- 1 year warranty

Item

PGPSM

Description

7' x 9' Pond Protector

Netting

15' x 20'

PGPLG

9' x 12' Pond Protector

20 x 20'



CRYSTALCLEAR ALGAE OFF

CrystalClear AlgaeOff utilizes the latest in oxygen technology to remove string algae quickly and efficiently. CrystalClear AlgaeOff is an EPA registered, granular algaeicide that works on contact. Kills and removes algae on rocks, streams, and waterfalls.

- Immediately Removes String Algae
- Works On Contact
- Money Back Guarantee
- EPA Registered Algaecide

Item #	Size	Treats
CC074-2	2.5 lbs.	1,000 sqft
CC074-10	10 lbs.	4,000 sqft
CC074-25	25 lbs.	10,000 sqft



CRYSTALCLEAR ALGAE D-SOLV

CrystalClear Algae D-Solv is a 5.4% active EPA registered algaecide. Great for ponds, waterfalls and fountains. CrystalClear Algae D-Solv targets string algae, blanketweed and green water caused by single-celled algae. Unlike some algaecides on the market, CrystalClear Algae D-Solv contains no copper and will not harm fish and live plants when used as directed.

Item #	Size	Treats
CC073-16	16 oz.	5,760 gal
CC073-32	32 oz.	11,520 gal
CC073-64	64 oz.	23,040 gal
CC073-1G	1 gal.	46,080 gal
CC073-2G	2.5 gal.	115,200 gal



AQUASCAPE ECOBLAST

Aquascape EcoBlast eliminates unsightly algae and debris from waterfalls, fountains, streams and rocks on contact. Simply sprinkle the treatment directed on the affected area and watch the algae disappear.

- Eliminates unsightly algae and debris on contact
- Ideal for use on waterfalls, fountains, streams, and rocks
- Can be used at any water temperature
- Works at a wide range of pH levels
- 38.4 oz. container treats up to 780 square feet

Item #	Size	Treats
29311A	8.8 oz	200 sq.ft.
29312	38.4 oz	780 sq.ft.
29313	7 lbs	2,275 sq.ft.



AQUASCAPE POND & DEBRIS CLARIFIER

AquascapePRO Pond and Debris Clarifier quickly cleans unsightly debris to restore quality and reduce pond maintenance quickly

- Restores water quality
- Helps to clear water
- Reduces pond maintenance

Item #	Size	Treats
40010	1 gal	96,000 gal



AQUASCAPE ALGAEICIDE

Aquascape Algaecide controls string algae growth as well as single-celled floating algae, also known as green water. Algaecide can be used in ponds with fish and plants.

- Controls algae growth in ponds
- Helps to eliminate green water
- Can be used in ponds with fish and plants

Item #	Size	Treats
96023	16 oz	5,000 gal
96024	32 oz	10,000 gal
96026	1 gal	40,000 gal
96053	2.5 gal	100,000 gal



MICROBE-LIFT ALGAWAY 5.4

- Control string algae!
- No more green water with AlgAway 5.4
- Will not harm fish or ornamental plants
- In ponds, insure that water is well aerated via waterfall, fountain or other method to prevent fish loss
- Aeration must be continuous
- Not safe for use with snails, shrimp and other crustaceans or mollusks

Item #	Size	Treats
ALGA08	8 oz.	2,400 gal
ALGA16	16 oz.	4,800 gal
ALGA32	32 oz.	9,600 gal
ALGAG	1 gal.	38,400 gal
ALGA2.5	2.5 gal.	96,000 gal



AQUASCAPE BLUE POND TINT

- Safely tints water blue
- Filters sunlight and cools water
- Added enzymes balance the ecosystem
- One dosage will last up to 6-weeks

Item #	Size	Treats
98882	8 oz	5,000 gal



CRYSTALCLEAR FOAM-B-GONE

- Removes foam in seconds
- For use in pond, fountains, and statuary
- Safe for all aquatic life

Item #	Size	Treats
CC060-8	8 oz.	8,000 gal.
CC060-16	1 gal.	128,000 gal.



ATLANTIC ECKLEAN OXY POND CLEANER

Eco-Klean's fast dissolving granules add oxygen to the pond, remove odors and when used regularly, can actually eliminate the need for disruptive, expensive complete pond clean-outs.

- Removes algae stains and debris from waterfalls, streams and rocks
- Works on contact to keep hard surfaces clean
- Lifts debris to the surface with the power of pure oxygen

Item #	Size	Treats
WTek1	1 lb	400 sq ft
WTek2	2 lbs	800 sq ft
WTek10	10 lbs	4,000 sq ft



AQUASCAPE WATERFALL & ROCK CLEANER

- Quickly dissolves debris from waterfalls and rocks
- Reduces pond maintenance
- Goes to work instantly

Item #	Size	Treats
30413	9 lbs	3,650 sq.ft.



AQUASCAPE POND FOAM FREE

- Safely eliminates foam near waterfalls
- Helps to maintain the beauty of your pond
- Safe for birds, fish, plants, and animals

Item #	Size	Treats
98909	8 oz	5,000 gal



AQUASCAPE NATURAL POND TINT

- Tints water a natural tea color
- Shades pond and creates shimmering effect
- Contains humic acid and enzymes
- One dosage will last up to 6-weeks

Item #	Size	Treats
98884	8 oz	5,000 gal



CRYSTALCLEAR POND TINT

- Shades and protects your pond
- Safe for all aquatic life
- Treats 16,000 gallons

Item #	Description
CC064-16	Blue
CC085-16	Nite



ATLANTIC ECOSOLV LIQUID POND CLEANER

- For all water features – pond, pond-free, fountain or bubbler.
- EcoSolv requires heavy aeration to maintain oxygen levels.
- Extra strength formula clears discolored water
- Enzymatic cleaning action
- Removes attached and suspended organic debris

Item #	Size	Treats
WTes16	16 oz	9,600 gal
WTes32	32 oz	19,200 gal
WTes1g	1 gal	76,800 gal



CRYSTALCLEAR **SUBLIME** FOUNTAIN LIMESCALE REMOVER

- Removes tough limescale stains
- Keeps basins looking new
- Keeps pumps and lines free-flowing

Item #	Size	Treats
CC066-8	8 oz.	80 gal.
CC066-1G	1 gal	1,280 gal.



CRYSTALCLEAR SPARKLE FOUNTAIN CLEANER

- Rapidly cleans fountains and water features
- Works on all water feature surfaces
- Tough stain lifting formula

Item #	Size	Treats
CC065-8	8 oz.	80 gal.
CC065-1G	1 gal	1,280 gal.



AQUASCAPE FOUNTAIN SCALE FREE

Aquascape Fountain Scale Free safely eliminates calcium and scale buildup from water features. It is specially formulated to help keep your fountain surface clear of hard water deposits and white scale while adding the fresh scent of lavender. The easy-to-use pump top accurately measures 10 gallons of treatment per pump.

Item #	Size	Treats
98907	8 oz	500 gal



AQUASCAPE FOUNTAIN MAINTENANCE

Aquascape Fountain Maintenance safely eliminates scale and debris that builds up in water features and establish perfect water quality. Aquascape Fountain maintenance also prevents white scale build-up without damaging the feature, keeping your fountain fresh and clean.

- Helps to maintain the beauty of your pond
- Safe for birds, fish, plants, and animals

Item #	Size	Treats
40007	8 oz	500 gal
96056	16 oz	1,000 gal



AQUASCAPE ROCK & FOUNTAIN CLEANER

Aquascape Rock and Fountain Cleaner is the first line of defense to quickly and safely remove debris from waterfalls, streams and fountains, significantly reducing required maintenance. The innovative and easy-to-use spray bottle allows the treatment to be evenly and effortlessly applied to the desired surface for effective spot treatment. Safe for fish and plants.

Item #	Size	Treats
96055	32 oz	300 sq ft



AQUASCAPE FOUNTAIN FOAM FREE

Aquascape Pond Foam Free safely eliminates foam in water features, helping to maintain the beauty of your fountain. Excessive foam typically occurs as a result of a buildup of organics. The easy-to-use pump top accurately measures 10 gallons of treatment per pump

Item #	Size	Treats
98908	8 oz	500 gal



ATLANTIC **REFRESH**

ReFresh keeps Colorfalls and Fountain Basin water clear and free from odor by preventing organic debris from building up. It can be used to treat the water in Colorfalls, fountains, and bubbler applications.

- Keeps Colorfalls and fountains clean and free from stains, sludge and odors
- Use weekly for best results
- Safe for use in birdbaths and basins where pets and wildlife may drink

Item #	Size	Treats
WTRF16	16 oz	1,600 gal
WTRF32	32 oz	3,200 gal



AQUASCAPE SMART POND DOSING SYSTEM XT

The Smart Pond Dosing System XT is an electronically-operated dispenser that accurately and consistently applies specially-formulated water treatments to water features, including large scale bodies of water. Pair the control panel to the Aquascape Smart Control App to control, monitor, and receive alerts on your smartphone or tablet.

- For use with ponds, waterfalls, and fountains
- Manage treating larger water features with ease
- Includes: enclosure, (1) control panel, (1) treatment intake with low treatment alert, internal and external treatment tubing, and low-voltage transformer
- Add multiple treatments simultaneously with a Controller Add-on Kit
- Durable housing is built to last and can be buried to conceal
- Hood design with mounted control panels hides and protects components from weather conditions
- Large internal space fits one large gallon or 1-2 64 oz. treatment bottles. Water treatments sold separately.
- Easily apply two different treatments simultaneously with an optional
- Controller Add-On Kit (sold separately)
- Push-button control panel is easily calibrated to your water feature size
- **Low-treatment Alert** - Smart Control Low-treatment alerts you when the treatment is 90% empty
- **Smart Control** - Connect to the app to control, monitor, and receive alerts on your smartphone or tablet

MAINTAIN

- Keeps water features clean and clear
- Reduces maintenance
- Prevents stains, algae and unsightly water conditions
- Safe for birds and animals

CLEAN

- Keeps water features clean and clear
- Reduces organic debris naturally
- Contains a powerful combination of sludge eating bacteria and enzymes

CLEAR

- Eliminates unsightly water conditions
- Clears discolored water
- Helps maintain crystal clear water
- Can be used on ponds with fish & plants

PROTECT

- Reduces fish stress in spring or after a cleanout
- Completely natural
- Safe for fish and plants

Item #	Description	Watts	Cord length	Dimensions
40040	Smart Pond Dosing System	6	13'	10.2" x 8.5" x 13.6"



AQUASCAPE XT MAINTAIN FOR PONDS

- Designed only for use with the Smart Pond XT System.
- Uses a beneficial bacteria blend, phosphate binder, flocculant clarifier, and a detoxifier

Item #	Description	Size	Treats
40048	XT Maintain	64 oz	6,000 for one month
40040	XT Maintain	1 gal	6,000 for two months



AQUASCAPE XT CLEAR FOR PONDS

- Designed only for use with the Smart Pond XT System.
- Uses a concentrated formula of clarifiers and a phosphate binder which work to prevent issues with water clarity and debris buildup

Item #	Description	Size	Treats
40050	XT Clear	64 oz	6,000 for one month
40051	XT Clear	1 gal	6,000 for two months



AQUASCAPE XT CLEAN FOR PONDS

- Designed only for use with the Smart Pond XT System.
- Uses a powerful blend of heterotrophic bacteria to digest organic waste and sludge

Item #	Description	Size	Treats
40052	XT Clean	64 oz	6,000 for one month
40053	XT Clean	1 gal	6,000 for two months



AQUASCAPE XT PROTECT FOR PONDS

- Designed only for use with the Smart Pond XT System.
- Reduces fish stress
- Prevents parasites and infections
- Accelerates healing of superficial wounds and scrapes

Item #	Description	Size	Treats
40054	XT Protect	64 oz	6,000 for one month
40055	XT Protect	1 gal	6,000 for two months



AQUASCAPE SMART POND DOSING SYSTEM CONTROLLER ADD-ON KIT

- Add to Smart Pond Dosing System XT to dose two 64 oz. treatments simultaneously
- Includes intake assembly, tubing, and power cable

Item #
40042

AQUASCAPE SMART POND DOSING SYSTEM PUMP CARTRIDGE



- Peristaltic pump for use with the Smart Pond Dosing System XT
- Replace once per season to maintain dosing accuracy

Item #
40041

AQUASCAPE POND DOSING SYSTEM

Eliminate the guesswork and routine of adding water treatments to your pond, Pondless® Waterfall, fountain, or water feature. In order for water treatments to work correctly, or to maintain optimum water quality, water treatments should be added consistently and on a regular basis. The Aquascape Automatic Dosing System accurately and consistently applies your choice of water treatment. Includes one Maintain pouch.

- Helps maintain optimum water quality
- Easy to use and fully programmable
- Dependable and quiet operation
- Can be used on almost any pond, fountain, or water feature
- 1 Year Warranty



MAINTAIN

- Keeps water features clean and clear
- Reduces maintenance
- Prevents stains, algae and unsightly water conditions
- Safe for birds and animals

CLEAN

- Keeps water features clean and clear
- Reduces organic debris naturally
- Contains a powerful combination of sludge eating bacteria and enzymes

CLEAR

- Eliminates unsightly water conditions
- Clears discolored water
- Helps maintain crystal clear water
- Can be used on ponds with fish & plants

PROTECT

- Reduces fish stress in spring or after a cleanout
- Completely natural
- Safe for fish and plants

Item #	Description	Size	Treats
96030	Automatic Pond Dosing System		—
96032	Maintain	32 oz	2,000 For 1 Month
96033	Clear	32 oz	2,000 For 1 Month
96034	Clean	32 oz	2,000 For 1 Month
96035	Protect	32 oz	2,000 For 1 Month



CRYSTALCLEAR SAPHGUARD PH BUFFER

- Prevents wide pH swings
- Substains pH at safe levels
- Safe for all aquatic life
- 3 year shelf life



CRYSTALCLEAR PHUSION PH REDUCER

- Quickly and safely lowers pH
- Increases fish electrolytic uptake
- Safe for all aquatic life

Item #	Size	Treats
CC011-2	2 lb.	8,000 gal.

Item #	Size	Treats
CC025-2	2 lb.	32,000 gal.



CRYSTALCLEAR VANISH PLUS DECHLORINATOR

CrystalClear Liquid Vanish Plus Dechlorinator, when used as directed, will safely & effectively remove chlorine, chloramine, Ammonia, Heavy Metals & adds a Stress Coat Protectant for fish. Dry only removes chlorine. Has a 3 year self life.

- 1 oz liquid treats 200 gallons
- 1 oz dry treats 3,000 gallons

Item #	Size	Treats
CC015-16	Liquid 16 oz.	3,200 gal
CC015-32	Liquid 32 oz.	6,400 gal
CC015-1G	Liquid 1 Gal	25,600 gal
CC013-8	Dry 8 oz.	24,000 gal
CC013-2	Dry 2 lbs.	96,000 gal
CC013-25	Dry 25 lbs.	1,200,000 gal



AQUASCAPE POND DETOXIFIER

- Makes tap water safe for fish and plants
- Reduces and detoxifies chlorine
- Neutralizes ammonia
- Detoxifies and chelates copper and heavy metal

Item #	Size	Treats
98876	8 oz	5,000 gal
98877	16 oz	10,000 gal
96010	1 gal	80,000 gal
40005	32 oz. refill	20,000 gal
30410	1 gal Pro	96,000 gal



AQUASCAPE MAINTAIN FOR PONDS

- Reduces maintenance
- Helps prevent fish loss
- Safe for fish and plants

Item #	Size	Treats
96057	8 oz	5,000 gal
96058	16 oz	10,000 gal
96059	32 oz	20,000 gal
96060	1 gal	80,000 gal



AQUASCAPE CLEAR FOR PONDS

- Clears discolored water
- Helps maintain crystal clear water
- Safe for fish and plants

Item #	Size	Treats
96065	8 oz	5,000 gal
96066	16 oz	10,000 gal
96067	32 oz	20,000 gal
96068	1 gal	80,000 gal

AQUASCAPE CLEAN FOR PONDS



Aquascape Clean for Ponds makes it easy to quickly optimize the quality and clarity of pond water while drastically reducing filter maintenance, keeping ponds clean, clear, and beautiful. Clean for Ponds uses a powerful blend of heterotrophic bacteria to naturally digest organic waste or sludge caused by uneaten fish food, fish waste, and decomposing leaves and debris. The high concentration of bacteria will work to clean between rocks and gravel while keeping pond filters clean, including filter mats and biological filter media. Clean for Ponds is safe for fish, plants, pets, and wildlife. Aquascape is passionate about the products we produce, providing unique products, designs and features that stand above the competition.

- Contains a powerful combination of sludge-eating bacteria and enzymes
- Safe for fish and plants

Item #	Size	Treats
96061	8 oz	5,000 gal
96062	16 oz	10,000 gal
96063	32 oz	20,000 gal
96064	1 gal	80,000 gal

AQUASCAPE PROTECT FOR PONDS



Aquascape Protect for Ponds uses an all-natural formulation of tea tree oil and other plant-based biopolymers to effectively protect pond fish. The special formulation effectively reduces fish stress, prevents parasites and bacterial infections, and accelerates the healing of superficial wounds, scrapes, cuts, and breeding abrasions. Protect for Ponds is great for use after handling fish, performing pond clean outs, or conducting water changes. The treatment will not discolor pond water and is safe for use with biological filters. Protect for Ponds is safe for fish, plants, pets, and wildlife. Aquascape is passionate about the products we produce, providing unique products, designs and features that stand above the competition.

- Reduces fish stress in spring or after a cleanout
- Safe for fish and plants

Item #	Size	Treats
96069	8 oz	5,000 gal
96070	16 oz	10,000 gal
96071	32 oz	20,000 gal
96072	1 gal	80,000 gal



AQUASCAPE AKLALINITY BOOSTER W/PHOSPHATE BINDER

- Increases overall KH and Alkalinity
- Lab tested pharmaceutical grade
- Phosphate ammnia free

Item #	Size	Treats
96027	1.1 lbs	5,000 gal
96028	9 lbs	40,750 gal



AQUASCAPE AMMONIA NEUTRALIZER

- Detoxifies chloramine in tap water
- Neutralizes large concentrations of toxic ammonia

Item #	Size	Treats
96050	16 oz	10,000 gal
96051	32 oz	20,000 gal
96052	1 gal	80,000 gal
40012	1 gal - Pro	96,000 gal



EVOLUTION AQUA DETOX INLINE DE-TOXIFIER

The Evolution Aqua Detox Dechlorinator is a quick and simple method of filtering out harmful chlorine and other impurities from tap water. It is ideal for first fill, water changes and top-ups, for both ponds and aquariums. There's no need to wait for chlorine to gas-off or to use liquid treatments. Simply fill up straight from the hosepipe via the Evolution Aqua Detox Dechlorinator. This unit simply connects to garden hose or rigid pipe work. Connectors are included. Hi-grade activated carbon removes chlorine, chloramine, bromine, malachite green, dyes, colours, humic acids, organics, proteins, antibiotics, hormones and ozone.

Item #	Description	Max Flow	Inlet/Outlet	Treats	Dimensions
FC12	Detox 12" Dechlorinator	13 gpm	2"	59,439 gal	4.4" dia x 15.3"
FC30	Detox 30" Dechlorinator	13 gpm	2"	146,615 gal	4.4" dia x 33"



MICROBE-LIFT DECHLORINATOR PLUS

- Highly concentrated for maximum dechlorination, detoxification, and water conditioning
- Instantly neutralizes chlorine, chloramines, chlorine dioxide, copper and other heavy metals without scavenging oxygen as other dechlorinators do.

Item #	Size	Treats
DECHL16	16 oz	16,000 gal.
DECHL32	32 oz	32,000 gal
DECHLGAL	1 gal	128,000 gal



MICROBE-LIFT AQUA XTREME WATER CONDITIONER

- A full function, buffered water conditioner
- Detoxifies nitrite, copper, and heavy metals, removes and detoxifies chlorine and ammonia, destroys chloramines, boosts alkalinity
- Adds electrolytes and a slime-coat replacer to reduces stress
- For use in ponds where chloramines are added to the water supply

Item #	Size	Treats
XTP16	16 oz	960 gal
XTP32	32 oz	1,920 gal
XTPG1	1 gal	7,680 gal



MICROBE-LIFT AMMONIA REMOVER

Gives beneficial bacteria time to multiply and recover if the biological filter gets damaged, keeping pond fish from being stressed.

- Every ounce removes 1.25 ppm of toxic ammonia per 150 gallons of pond water by forming an irreversible complex to reduce free ammonia to safe levels.
- Treats ammonia burn in pond fish
- May be used to startup, when making water changes, replacing lost water due to evaporation or when your pond is overstocked with too many fish.
- Neutralizes residual chlorine and destroys deadly chloramine

Item #	Size	Treats
AMRE16	16 oz	1,440 gal
AMRE32	32 oz	2,880 gal
AMREGAL	1 gal	11,520 gal



ATLANTIC REVIVE

ReVive quickly removes the fish-toxic chlorine, chloramines and heavy metals often present in tap water. ReVive is especially beneficial to Goldfish and Koi in times of stress because it thickens the slime coat that helps fish recover from cuts and abrasions.

- Immediately removes chlorine, chloramine, heavy metals and ammonia
- Enhances protective slime coat of fish
- Use every time water is added or when moving fish

Item #	Size	Treats
wtrv16	16 oz	3,200 gal
wtrv32	32 oz	6,400 gal



CRYSTALCLEAR CLARITY MAX

- Pond, stream, and waterfall treatment
- Prevents build-up & removes algae stains on rocks, streams and waterfalls

- All-natural proprietary treatment blended with natural bacteria and enzymes
- Keeps water clean and clear

Item #	Size	Treats
CCB051-1	1 lb.	8,000 gal
CCB051-2.5	2.5 lbs.	20,000 gal
CCB051-6	6 lbs.	48,000 gal
CCB051-25	25 lbs.	200,000 gal



CRYSTALCLEAR MUCKOFF

Designed to sink to the bottom of the pond to quickly reduce muck and sludge caused from dead algae, leaves and twigs. These easy-to-use tablets are a blend of natural bacteria and enzymes that help clear water by removing excess nutrients and reducing sediment. Use when water temperatures are above 50°F.

- Eliminates muck & sludge
- Breaks down dead algae, leaves & twigs
- Safe for all aquatic life

Item #	Size	Treats
CC040-24	24 tabs	4,000 gal
CC040-48	48 tabs	8,000 gal
CC040-96	96 tabs	16,000 gal
CC040-384	384 tabs	64,000 gal



CRYSTALCLEAR BIOCLARIFIER

- Clears pond water with natural bacteria & enzymes
- Breaks down suspended dead debris
- Easy to use pre-measured water soluble packets
- Concentrated formula
- Safe for all aquatic life

Item #	Size	Treats
CCB002-1	12 pkts.	12,000 gal
CCB002-2	24 pkts.	24,000 gal
CCB002-6	96 pkts.	96,000 gal
CCB002-25	300 pkts.	300,000 gal



CRYSTALCLEAR ONEFIX

- Clears pond water with natural bacteria
- Use in temperatures above 50°
- Safe for all aquatic life

Item #	Size	Treats
CC021-16	16 oz.	6,000 gal
CC021-32	32 oz.	12,000 gal
CC021-64	64 oz.	24,000 gal
CC021-1G	1 gal.	48,000 gal



CRYSTALCLEAR SPRING/FALL PREP

- Replenishes winter bacteria loss during spring start-up
- Accelerates decomposition of leaves, twigs & sediment all winter long
- Easy to use, premeasured water soluble packets
- Bacteria effective even in temperatures between 40° - 50° F

Item #	Size	Treats
CC026-12	12 pkt	12,000 gal
CC026-24	24 pkt	24,000 gal



AQUASCAPE POND STARTER BACTERIA

AquaScape Pond Starter Bacteria helps to quickly establish the biological ecosystem for new ponds and spring start-ups, helping to support the nitrogen cycle and provide clean and healthy water conditions.

Item #	Size	Treats
96013	8 oz	5,000 gal
96014	16 oz	10,000 gal
96015	32 oz	20,000 gal
96008	1 gal	80,000 gal
40011	1 gal Pro	96,000 gal



AQUASCAPE BENEFICIAL BACTERIA - DRY

- Reduces fish waste, organic plant material, sludge, and excess nutrients
- Included marigold and vitamin B helps to bring out the natural colors of your fish

Item #	Size	Treats
98925	4.4 oz	26,000 gal
98948	8.8 oz	52,000 gal
98949	1.1 lbs	104,000 gal
98950	7 lbs	665,600 gal
30407	9 lbs Pro	672,000 gal



AQUASCAPE COLD WATER BENEFICIAL BACTERIA

- Reduce fish waste, organic plant material, sludge, and excess nutrients
- The easy-to-use pump top produces 100 gallons of treatment per pump
- Included marigold and vitamin B helps to bring out the natural colors of your fish
- Healthy water conditions in water as cold as 35° F

Item #	Size	Treats
98892	8 oz	5,000 gal
98893	16 oz	10,000 gal
98894	32 oz	20,000 gal
96021	1 gal	80,000 gal
98895	1 gal Pro	96,000 gal



AQUASCAPE SLUDGE & FILTER CLEANER

- Reduce fish waste, organic plant material, sludge, and excess nutrients.
- Included marigold and humic acid help to improve the pond environment for your fish.

Item #	Size	Treats
98889	8 oz	5,000 gal
98890	16 oz	10,000 gal
98891	32 oz	20,000 gal
98883	1 gal	80,000 gal
30408	1 gal Pro	96,000 gal



AQUASCAPE BACTERIA BUBBLE TABS

AquaScape Bubble Tabs help to provide clean, clear, and healthy water conditions, significantly reducing pond maintenance required. Bacteria Bubble Tabs will effectively reduce waste and help promote a balanced ecosystem. Bubble Tabs can simply be tossed directly into the pond, providing a fun and easy way to add water treatments to your pond.

Item #	Size	Treats
98951	36 ct	3,600 gal
98930	72 ct	7,200 gal



AQUASCAPE CONTAINER MAINTENANCE TABS

Our Container Water Garden Maintenance Tabs contains 8 pure strains of beneficial bacteria to help optimize the water quality. The easy to use tablets allow you to target your treatment by placing the tablets in certain areas of the water garden.

- Provides clean, clear and healthy water conditions
- Ideal for use in container water gardens
- Contains 8 pure strains of bacteria

Item #	Size	Treats
40004	36 ct	3,600 gal



AQUASCAPE SAB STREAM & POND CLEANER

The powerful combination of strong natural cleaners in Aquascape SAB Stream & Pond Clean will help to break down organic debris and maintain a biological balance in your feature. SAB will also help to reduce ammonia and nitrite in the feature.

Item #	Size	Treats
98898	4.4 oz	1,200 gal
98899	8.8 oz	2,400 gal
98900	1.1 lbs	4,920 gal
98896	7 lbs	31,240 gal
30409	9 lbs Pro	45,000 gal



AQUASCAPE BENEFICIAL BACTERIA - LIQUID

Aquascape Liquid Beneficial Bacteria for Ponds is packed full of eight pure strains of concentrated bacteria that helps to provide clean, clear, and healthy water conditions, significantly reducing pond maintenance required.

- Reduce fish waste, organic plant material, sludge, and excess nutrients.
- Included marigold and vitamin B helps to bring out the natural colors of your fish

Item #	Size	Treats
98886	8 oz	5,000 gal
98887	16 oz	10,000 gal
98888	32 oz	20,000 gal
98885	1 gal	80,000 gal
40002	32 oz. refill	20,000 gal
30406	1 gal Pro	96,000 gal



AQUASCAPE PRO WETLAND, POND AND LAKE BACTERIA

- Naturally reduces ammonia, nitrate, and excess nutrients
- Includes 8 pure strains of beneficial bacteria, including photosynthetic bacteria
- Maintains a balanced ecosystem
- 1 scoop treats 48,000 gal
- 1 container treats 768,000 gal

Item #	Size
98897	Gallon

MICROBE-LIFT SLUDGE AWAY

Microbe-Lift Sludge-Away speeds the biological removal of slow-to-degrade organic waste matter from aquatic pond bottoms that may become toxic to fish and plant life. The gaseous by-products of organic solids endanger fish, marine life and plants. Microbe-Lift Sludge-Away removes bottom organic sludge and muck-reducing or eliminating the potential harmful gaseous compounds-and helps clarify your pond water.

- Specially formulated for the removal of organic bottom solids that are slow to degrade
- Works faster at higher temperatures, but can be used at any temperature year-round
- Provides "rapid & natural sludge & muck removal"
- Works 80% faster than competitive products
- Binds phosphate
- Organic & microbial based
- Safe for fish, plants, pets & the environment
- Helps improve pond clarity
- Contains 100% active ingredients
- Disperses quickly
- 100% bio-degradable
- Recommended for use with all Microbe-Lift bacteria & enzyme products

Item #	Size
MLXSAQ	Quart
MLXSAG4	Gallon

MICROBE-LIFT PL

- Improves dissolved oxygen levels.
- Reduces ammonia nitrogen levels.
- Dissolves away organic sludge.
- Seeds & maintains biological pond filters.
- Breaks down dead pond algae.
- Reduces noxious odors caused by dead algae & fish waste.
- Cleaner environment for your pond, promoting faster fish growth.
- Reduces cloudy water by promoting flocculation & settling of organic & inorganic particles.

Pond Size (in gallons)	1st Application (purge)	Next 4 Weeks (once weekly)	Maintenance (monthly)
251-500	10 oz.	3 oz.	3 oz.
501-1,000	14 oz.	5 oz.	5 oz.
1,501-2,500	24 oz.	8 oz.	8 oz.
3,501-5,000	32 oz.	12 oz.	12 oz.



Item #	Size
10PLP	Pint
10PLQ	Quart
10PLG4	Gallon
10PLX5	5 Gallon



MICROBE-LIFT HC

A Proprietary "High Count" Formulation for Larger Rural Lakes & Ponds

- Reduces ammonia nitrogen levels as well as biological oxygen demand (B.O.D)
- Creates a healthy environment for your pond, promoting faster fish growth
- Safe for all wildlife in and around the pond
- Significantly reduces noxious odors
- Reduces hydrogen sulfide, which creates strong, offensive odors
- Reduces buildup of bird droppings, fish feed and dead leaves
- Breaks down organic sludge
- Improves dissolved oxygen levels

Item #	Size	Treats
10HCG4	Pint	10,000 gal pond for 8 months
10HCG6	Quart	10,000 gal pond for 8 months
10HCX5G	Gallon	50,000 gal pond for 6 months



MICROBE-LIFT PL/GEL

- Easily applies to the filter pads/media without running or getting messy.
- Helps to establish de-nitrification in the filter which can lower nitrate levels in the pond.
- Contains naturally occurring biopolymers, helping organisms quickly attach to the media allowing for an 80% reduction in filter start-up time.
- Contains the same spectrum of bacteria found in Microbe-Lift/PL.
- Allows for more frequent cleaning of filters in high solids loading ponds without subsequent biological instability.
- Reduces the frequency of cleaning by accelerating the breakdown of organic solids that can lead to high maintenance requirements.

Item #	Size
GEL8	8 oz.
GEL16	16 oz.
GEL32	32 oz.



MICROBE-LIFT NITE-OUT II

Nite-Out II is designed specifically for ponds that contain aquatic life. Its highly specialized microbial consortium of nitrifying cultures are specially formulated to eliminate ammonia via a natural biological process termed nitrification.

- Initiates nitrification
- Promotes stable nitrification
- Provides stable cold weather nitrification
- Safe for use around plants and animals

Item #	Size	Treats
NITE16	16 oz	500 gal for 14 months
NITE32	32 oz	2,500 gal for 5 months



ATLANTIC BIOMAX+ ENHANCED BIOLOGICAL CLARIFIER

BioMax+ enhances bacterial activity with a fast-acting liquid formula that balances the pond ecosystem, removes ammonia, seeds biological filters and reduces suspended organics.

- Use weekly to keep water clean and clear
- Naturally removes organic debris, ammonia and nitrates

Item #	Size	Treats
WTBM16	16 oz	6,000 gal
WTBM32	32 oz	12,000 gal
WTBM1G	1 gal	48,000 gal



MICROBE-LIFT POND BACTERIAL BALANCER

Ecological Laboratories offers the highest quality bacterial count and the highest treatment per oz of any commercial spore based bacterial product available today.

Item #	Size	Treats
PBB16	16 oz	15,000 gal
PBB32	32 oz	30,000 gal
PBBG1	1 gal	120,000 gal



ATLANTIC RECLAIM SLUDGE REMOVER

ReClaim tablets quickly go to work removing the build-up of dead algae, decomposing leaves, and fish waste that accumulate as sludge on the bottom of ponds and streams. Used regularly, ReClaim tablets will reduce the frequency of pond cleanouts and overall pond maintenance.

- Tablets remove organic sludge from the bottom of ponds and streams
- Especially useful in gravel bottom ponds
- Apply tablets bi-weekly for best results

Item #	Size	Treats
WTRC24	24.5 oz	1,200 sq ft
WTRC48	48.5 oz	2,400 sq ft
WTRC72	72.5 oz	3,600 sq ft



ATLANTIC BIOMAX WEEKLY BIOLOGICAL CLARIFIER

BioMax dry formula contains billions of bacteria plus enzymes to digest organic debris, clean and clear water, reduce ammonia and neutralize odors.

- Keeps water clear and healthy naturally
- Removes suspended organic debris
- Use weekly to maintain a balanced pond ecosystem

Item #	Size	Treats
WTBM1	1 lb	16,000 gal
WTBM2	2 lbs	32,000 gal
WTBM6	6 lbs	96,000 gal



EVOLUTION AQUA PUREPOND BOMB

- High concentration of bacteria and enzymes delivered in one gel-like ball
- Ideal for emergency use in ponds
- Quickly restores biological equilibrium
- Boosts clarity of water
- Breaks down ammonia and nitrite
- Cleans up organic waste
- Works well with or without conventional filters

Item #	Size	Pond Size
PONDBOMB250	1 tub	5,200 gal

EVOLUTION AQUA PUREPOND



- Bacteria and enzymes delivered in gel-like balls
- Maintains crystal clear and healthy water
- Breaks down ammonia and nitrite
- Cleans up organic waste
- Reduces filter maintenance and cleaning
- Ideal for use as a maintenance product
- Suitable for use in all types of ponds
- Add to filter for best results

Item #	Size	Pond Size
PUREPOND500	500ml	2,600 gal
PUREPOND1000	1000ml	5,280 gal
PUREPOND2000	2000ml	10,550 gal

MICROBE-LIFT PRO BLEND - LIQUID



- Seeds and maintains biological filters
- Reduces ammonia nitrogen levels
- Significantly reduces noxious odors
- Helps when fish load exceeds normal guidelines
- Biodegrades uneaten food
- Aids in respiration and gas exchange
- Improves bloom retention
- Increases the luster of leaves and plants
- Stimulates root formation and growth

Item #	Size	Treats
10PBLXQ	32 oz.	50,000 gal
10PBLXG4	1 gal.	300,000 gal
10PBLX5G	5 gal.	1,500,000 gal



MICROBE-LIFT FLOCCULANT PLUS

A proprietary formulation (polymeric blend) used to coagulate suspended solids in the pond water. After use, particles in the water settle to the bottom of the pond and/or filter out through the filter system.

- Clears cloudy water
- Safe for aquatic life and plants
- Attracts suspended particles
- Improves filtration

Item #	Size	Treats
FPLUS16	16 oz	16,000 gal
FPLUS32	32 oz	32,000 gal
FPLUSGAL	1 gal	128,000 gal



CRYSTALCLEAR POND SHOCK

Just by throwing one PondShock ball into your pond water every month adds billions of live bacteria and enzymes to keep your pond SHOCKingly clean and healthy.

- SHOCKingly Clear Water
- Billions of Live Bacteria
- SAFE for use in all ponds

Item #	Treats
CC023-PS	2,500 Gal



EVOLUTION AQUA PURE+ FILTER START GEL

- Live, concentrated bacteria culture
- Gel sticks to the filter media, allowing the nitrifying bacteria it contains to rapidly colonise your filter
- Beneficial bacteria within the gel will speed up the maturation of your filter media
- Helps to convert ammonia and nitrite, resulting in less stressed fish

Item #	Size	Pond Size
PUREPONDGEL1L	1 ltr	2,600 gal
PUREPONDGEL2.5L	2.5 ltr	4,600 gal



MICROBE-LIFT PRO BLEND - DRY

Professional Blend Dry packets contain cellulase enzymes, hyper cellulase producing bacteria and a cold weather bacteria (psychrophile) to accelerate the breakdown of leaves, small twigs, sediment and other accumulated dead organic waste.

- Easy to use premeasured packets
- Dissolves within 5 minutes after placing in water

Item #	Size
10PBD2X50	50 ct - 2 oz
10PBD2X100	100 ct - 2 oz



AQUASCAPE RAPID CLEAR

Aquascape Rapid Clear Flocculent quickly clears cloudy pond water by clumping suspended debris, allowing particulate to be captured and removed from the pond. Rapid Clear works within 24-hours, providing noticeable results. For best results, use in combination with the Rapid Clear Fine Filter Mat.

- Quickly clears cloudy pond water
- Clumps suspended debris

Item #	Size	Treats
98879	8 oz	5,000 gal
96049	16 oz	10,000 gal
96007	1 gal	80,000 gal
40006	32 oz. refill	20,000 gal
30412	1 gal Pro	96,000 gal
80001	Fine Filter Pad	3 pack



CRYSTALCLEAR RAPICLEAR

CrystalClear RapiClear is designed to clear pond water by combining suspended particulate (organic material) via a process known as flocculation. This allows easy removal leaving the pond ecosystem sparkling clean.

- Flocculates & clears pond water
- Fast-acting, works in as little as 1 hour
- Safe for all aquatic life

Item #	Size	Treats
CC063-16	16 oz.	8,000 gal
CC063-32	32 oz.	16,000 gal
CC063-1G	1 Gal.	64,000 gal

MICROBE-LIFT SPRING/SUMMER CLEANER



Not a chemical. Harmless to humans, fish & plants.

Each box contains (8) 2 oz water soluble packets of cellulase enzymes & hyper cellulase-producing bacteria.

- Accelerates the breakdown of leaves, twigs & other accumulated dead organic waste
- Reduces the buildup of dead leaves & residual organic sediment
- Helps jump start your pond in the spring

Pond Size	Wk 1	Wk 2	Wk 3	Wk 4
80-500	1 Packet	1 Packet	1 Packet	1 Packet
501-1000	2 Packets	1 Packet	2 Packets	1 Packet
1001-5000	2 Packets	2 Packets	2 Packets	2 Packets

Item #	Size
10XSSCX1	1 lb. Box



MICROBE-LIFT BARLEY STRAW EXTRACT

- Goes to work on contact
- Releases decomposition by-products immediately
- Not harmful to aquatic life, plants, humans and pets
- One capful is equal to a multiple of barley straw bales
- Can be used all year round
- No messy residual

Item #	Size	Treats
MLCBSE250	8oz	500 gal
MLCBSE500	16 oz	2,000 gal
MLCBSE1L	32 oz	5,000 gal
MLCBSE2L	64 oz	8,000 gal
MLCBSEg4	1 gal	10,000 gal



CRYSTALCLEAR NATURE'S CHOICE

- Cleans & polishes pond water naturally
- Fast acting & easy to apply
- Steady release for long-term clarity
- Safe for all aquatic life

Item #	Size	Treats
CC067-2	2 lbs.	2,000 gal
CC067-5	5 lbs.	5,000 gal
CC067-50	50 lbs.	5,000 gal

MICROBE-LIFT AUTUMN/WINTER PREP



- Accelerates the decomposition of leaves, sediment and other organic matter
- Continues to provide sustained biological activity even in water temperatures under 40°F. (4°C.)
- If frozen, bacteria will remain effective after thawing out
- Effective in darker conditions (under ice and snow)
- Helps maintain a healthy immune system for your fish during the winter months

Pond Size (in gallons)	1st Mo (purge)	Next 3 Wks	Per Mo	Packet Per Mo
80-200	4 oz.	4 oz.	2 oz.	1
1,001-5,000	12 oz.	8 oz.	6 oz.	1
5001- 10,000	20 oz.	15 oz.	10 oz.	2
10,001- 15,000	48 oz.	20 oz.	20 oz.	3

Item #	Size
AUTPREP	Quart
AUTPREPGK	Gallon



AQUASCAPE BARLEY STRAW EXTRACT

Aquascape Barley Straw Extract starts working instantly and the concentrated formulation contains added enzymes to help break down sludge and clean filter pads, significantly reducing required maintenance.

- Natural method of clarifying pond water
- Concentrated formula with added enzymes
- Starts working instantly

Item #	Size	Treats
98903	8 oz	5,000 gal
98904	16 oz	10,000 gal
98905	32 oz	20,000 gal
96012	1 gal	80,000 gal
98906	1 gal Pro	96,000 gal



AQUASCAPE QUICK START BARLEY STRAW PELLETS

Starts working instantly and the concentrated formulation contains added enzymes to help break down sludge and clean filter pads, significantly reducing required maintenance.

- Natural, long-term method of clarifying pond water
- Concentrated formula with added enzymes
- Has been used for hundreds of years
- Comes in re-sealable bag

Item #	Size	Treats
96029	5 lbs	1,000 gal



CRYSTALCLEAR BARLEY EXTRACT

CrystalClear Barley Extract is a powerful liquid concentrate that goes to work fast. With CrystalClear Barley Extract, you can enjoy the benefits of barley straw treatments without the mess and without the wait.

- Reduces unsightly dead debris
- Easy application, no mess formula
- Maintains clean & clear water
- Safe for all aquatic life than bales
- Faster than pellets, cleaner

Item #	Size	Treats
CC095-16	16 oz.	8,000 gal
CC095-32	32 oz.	16,000 gal
CC095-64	64 oz.	32,000 gal
CC095-1G	128 oz.	64,000 gal
CC095-2G	2.5 gal.	160,000 gal



ATLANTIC CLARITY BLAST COMBINATION POND CLEANER

ClarityBlast is an all-natural proprietary treatment blended with bacteria and enzymes. This combination works together to remove attached organics, break down sludge and organic debris and prevent further buildup. ClarityBlast cleans waterfalls, streams, ponds, plant pots and filters.

- Keeps pond water and hard surfaces clean and free of debris
- Use as directed to remove algae stains and attached organics
- Handles many pond and stream maintenance tasks

Item #	Size	Treats
WTCB1	1 lb	8,000 gal
WTCB2	2 lbs	16,000 gal
WTCB6	6 lbs	48,000 gal



ATLANTIC QUICKCLEAR WATER CLARIFIER

- Flocculent clears pond water fast
- Clumps particles in the water column
- Use to clear water after heavy rains or prolonged heat spells

Item #	Size	Treats
WTQC16	16 oz	8,000 gal
WTQC32	32 oz	16,000 gal



PLANTABBS POND TABBS

- One tablet per gallon of soil
- Apply monthly when water temp is below 72°
- Apply every two weeks when water temp is above 72°

Water soluble tablets combine controlled nitrogen release with rapid nutrient availability in a form which provides optimum feeding for all of your aquatic plants. Nutrients will release within five minutes.

Item #	Size
0175	20 Tabs
0176	60 tabs
0178	300 tabs
0177	1,000 tabs
0179	4,000 tabs



PLANTABBS POND TABBS JR

POND TABBS JR. is the same formula and is approximately 20% the size of regular POND TABBS This product is designed for use in marginal and other small aquatic plants that require less fertilizer.

Item #	Size
0174	60 tabs
0172	300 tabs



AQUASCAPE ACTIVATED CARBON

Successfully removes discoloration and odors in pond water. The highly-effective carbon will also remove chlorines and chloramines from the water which can prove harmful to pond fish.

- Removes discoloration and odors from pond water
- Made with eco-friendly bamboo carbon
- Clarifies pond water
- Safe for fish, animals and plants

Item #	Size	Treats
80000	2 lbs	800 gal



SUMMIT BARLEY STRAW

The Clear Water Barley Bales are available in three convenient sizes, and treat between 500 and 5,000 gallons.

Item #	Description	Treats
125	Mini (2 pk)	1,000 gal
130	Super Mini (2 pk)	2,000 gal
135	Jumbo	3,000 gal



PLANTABBS LANDON AQUATIC FERTILIZER

LANDON 7803 is a combination of both organic and inorganic ingredients that work in conjunction with one another to create spectacular results. It is a very 'hot' formula that requires very strict adherence to the directions for use. Granular formula

Item #	Size
1182	2 oz
1183	1 lb
1180	3 lb
1181	25 lb



PLANTABBS POND TABBS PLUS HUMATES

Humates are a highly decomposed organic material that is millions of years old and contains extraordinary properties that are important to plant growth. Essentially, these humates increase the availability of the nutrients in the fertilizer making them easier for the plants to take up.

Item #	Size
0136	60 tabs
0138	300 tabs

MICROBE-LIFT AQUATIC PLANT SOIL

- No Fertilizer, Compost, Peat or Pesticides!
- Ideal when Promoting aquatic plants
- Retains oxygen
- Enormous surface area perfect to colonize beneficial nitrifying bacteria
- Allows mixing any ratio of loam to planting media
- Nontoxic to plants
- Won't break down, float or cloud pond water
- 100% Natural minerals
- All Inert Ingredients
- Kiln Fired
- Pre-Colonized with Beneficial Bacteria



Item #	Size
MLCAPM10	10 lb. bag
MLCAPM20	20 lb. bag

AQUASCAPE POND PLANT POTTING MEDIA

All natural, non-toxic alluvial planting media. A fine-grained soil perfect for supporting your aquatic plants. Our Media contains no peat moss or compost and is safe for fish.



Item #	Size
89002	10 lbs
89003	20 lbs

AQUASCAPE AQUATIC PLANT POT

Aquatic Planters are ideal for all pond plants. The fine porous material allows water in, but keeps soil from entering your pond. The flexible material makes it simple to place the plants where plastic pots will not fit. Aquatic Planters easily blend in with the rest of the pond.



Item #	Diameter	Depth	Qty
98501	6"	6"	2
98502	8"	6"	2
98500	12"	8"	2

AQUASCAPE FABRIC AQUATIC LILY POT



Aquatic Planters are ideal for all pond plants. The fine porous material allows water in, but keeps soil from entering your pond.

The flexible material makes it simple to place the plants where plastic pots will not fit. Aquatic Planters easily blend in with the rest of the pond.

Item #	Diameter	Depth	Qty
98929	14"	7"	2



GROWERS POT 8" DIA. X 5" H

Item #
GP85



GROWERS POT 10" DIA. X 6" H

Item #
BFN106



WHISKEY BARREL LINER

• 25 1/4" dia. x 5"

Item #
WBL

WHISKEY BARREL LINER W/6" SPILLWAY

- 25 1/4" dia. x 5"
- 1 1/2" lip

Item #
WBL/S



20" LOTUS POT

• 20" dia. x 6"

Item #
LC206



23" LOTUS POT

• 23" dia. x 10"

Item #
LC2310



WATER LILY CONTAINER

• 16" dia. x 7"

Item #
WLC167



WATER LILY CONTAINER

• 12" dia. x 5"

Item #
WLC125



AQUASCAPE FLOATING PLANT ISLAND

Ideal for displaying plants in deeper areas of the pond or where there are no plant shelves available.

Item #
89006

Dimensions
15" x 11 1/2" x 4"



OASE SQUARE PLANT BASKET

Item #
45386

Dimensions
13.2" x 13.2" x 4.5"

Volume
2.6 gal



CRYSTALCLEAR KNOCKOUT PLUS

- Remedies Ick, Parasites, Bacterial Infections & Fungus
- Quick & Easy Treatment
- Safe for Fish & Plants
- 1 oz treats 60 gallons
- 1 day treatment
- Remedies ick, fungal infections and single-celled parasites
- Prevents future infections

Item #	Size	Treats
CC136-16	16 oz	120 gal
CC136-1G	1 Gallon	1,000 gal



AQUASCAPE POND SALT

Our pond salt helps to reduce the effects of elevated nitrite levels that become toxic to pond fish. It also helps restore natural electrolytes allowing proper gill function when pond fish are under stress and repairs and promotes a natural slime coat necessary for disease prevention.

- Helps reduce negative effects of elevated nitrite levels
- Helps restore natural electrolytes
- Repairs natural slime coat
- Prevents disease

Item #	Size	Treats
99416	2 lbs	1,520 gal
99417	9 lbs	6,840 gal
40003	40 lbs	30,400 gal



AQUASCAPE FUNGUS TREATMENT

Used For the Treatment of Fungus External Protozoan Parasites Including, Freshwater / Saltwater Ich, Costia and Trichodinella. It is important to treat immediately after noticing the first signs of fungus or a parasite problem on your pond fish. Common symptoms include white, green or grey cottony looking patches, fish quickly rubbing or flashing against surfaces within the pond. White spots that look like grains of salt or larger stuck to the surface of the fish.

Item #	Size	Treats
81040	8 oz	1,250 gal



AQUASCAPE PARASITE & ICH TREATMENT

Used For the Treatment of External Protozoan Parasites Including, Freshwater / Saltwater Ich, Costia and Trichodinella. It is important to treat immediately after noticing the first signs of a parasite problem on your pond fish. Common symptoms include fish quickly rubbing or flashing against surfaces within the pond. White spots that look like grains of salt or larger stuck to the surface of the fish.

Item #	Size	Treats
81039	8 oz	1,250 gal



CRYSTALCLEAR WIPEOUT BACTERIA CONTROL

WipeOut Bacteria Control is excellent for controlling gill diseases in pond and aquarium fish. It works extremely well on pond fish species such as koi and goldfish.

- Controls & prevents bacterial infections
- Controls fin rot and ulcers
- Treats 4,800 gallons
- Safe for all pond fish and plants

Item #	Size
CC131-8	8 oz.



CRYSTALCLEAR PARASALT

- Maintains healthy slime coating
- Helps control common parasites
- Safe for all aquatic life

Item #	Size	Treats
CC158-10	10 lbs	2,000 gal
CC158-20	20 lbs	4,000 gal



AQUASCAPE ULCER & BACTERIAL TREATMENT

Used For the Treatment of Bacterial Infections, Fin Rot, Open Sores and Ulcers. Bacterial infections and ulcerations are primarily a secondary infection resulting from external damage caused by parasites, physical damage caused by improper netting or rough handling. Most disease problems or issues may possibly be linked back to poor water quality or introduction of sick or stressed fish.

Item #	Size	Treats
81038	8.8 oz	4,875 gal



AQUASCAPE PRAZIQUANTEL TREATMENT

Used For the Treatment of External and Internal Parasites, Flukes, Flatworms and Tapeworms. Praziquantel is known to be one of the safest most effective pond fish medications available for treating a vast array of external and internal parasites. It will not stress pond fish, damage filtration systems, or negatively affect the balance of your pond.

Item #	Size	Treats
81041	8 oz	1,250 gal

MICROBE-LIFT LEGACY SUMMER STAPLE FISH FOOD

- Primary Fish Food
- Feed 3 days per week

As the warmer weather sets in, begin increasing the frequency and quantity of your feedings. Microbe-Lift Legacy Summer Staple food has animal protein & color enhancers that are needed during this season. 40% protein.



Item #	Size
MLLSSSM	10 oz
MLLSSMD	2 lbs
MLLSSLG	4 lbs 12 oz
MLLSSXL	14 lbs
MLLSSBAG	40 lbs

MICROBE-LIFT LEGACY HIGH GROWTH & ENERGY

- Feed 3 days per week
- 40% Protein

In warmer water temperatures, koi & goldfish need a boost of protein for growth since they have depleted their fat reserves over the winter. In the fall, a higher protein diet is also required for fish to bulk up in preparation for winter.



Item #	Size
MLLHGSM	12 oz
MLLHGMD	2 lbs 4 oz
MLLHGELG	5 lbs 4 oz
MLLHGEXL	14 lbs 8 oz
MLLHGEBAG	40 lbs

AQUASCAPE PREMIUM STAPLE FISH FOOD PELLETS

- Primary Fish Food
- Ideal for small fish from 1-5 inches
- Floating pellet
- Stabilized multivitamin
- High quality protein
- Won't break apart or cloud water



Item #	Size
98867	1.1 lbs
98868	2.2 lbs
98869	4.4 lbs
81053	11 lbs
50003	22 lbs

MICROBE-LIFT LEGACY COLD WEATHER WHEAT GERM

- Primary Fish Food
- Feed 3 days per week

Use during the colder weather periods of spring and fall when nighttime temperatures can go below 55°F. When pond temperatures drop, pond fish require a highly digestible cool-water diet. 36% protein



Item #	Size
MLLWGS	12 oz
MLLWGMD	2 lbs 4 oz
MLLWGLG	5 lbs 4 oz
MLLWGXL	14 lbs 8 oz

MICROBE-LIFT LEGACY VARIETY MIX FISH FOOD

The way to feed your fish a complete blend of fruits, greens, carbohydrates, protein, wheat germ, vitamins and probiotics to your koi and pond fish.

- 37% protein.



Item #	Size
MLLVMS	10 oz
MLLVMD	2 lbs
MLLVMLG	5 lbs
MLLVMXL	14 lbs 8 oz
MLLVMBAG	40 lbs

AQUASCAPE PREMIUM COLOR ENHANCING FISH FOOD PELLETS

- Primary Fish Food
- Ideal for small fish from 5-10 inches
- Floating pellet
- Stabilized multivitamin
- High quality protein
- Promotes brilliant colors on fish



Item #	Size
98873	1.1 lbs
98874	2.2 lbs
98875	4.4 lbs
81048	11 lbs
81006	22 lbs

AQUASCAPE PREMIUM COLD WATER FISH FOOD PELLETS



- Designed for lower water temperatures
- Ideal for small fish from 5-10 inches
- Floating pellet
- Stabilized multivitamin
- High quality protein
- Promotes brilliant colors on fish

Item #	Size
98870	1.1 lbs
98871	2.2 lbs
98872	4.4 lbs
81047	11 lbs
81004	22 lbs

BLACKWATER GOLD-N PROFESSIONAL DIET FISH FOOD



Gold-N combines the ingredients in our Max diet with many other ingredients to help digestion and maximum uptake of nutrients. This is a favorite of those keeping champion and show-grade fish. It is used by professionals world wide. Blackwater Creek also uses it as a grind to feed small fish for fast growth and body shape.

- 40% Protein
- 10% Fat
- 4% Fiber

Item #	Size
PLGOLD8	8 lbs
PLGOLD40	40 lbs

BLACKWATER COLOR FORMULA FISH FOOD



Color is formulated to bring out the maximum vibrancy of color. Special ingredients aid in bringing out the color needed to enter your fish in competitions or simply make them look their best. For optimum results use for up to two months prior to show or competition.

- 38% Protein
- 6% Fat
- 4% Fiber

Item #	Size
PLCOLOR5	5 lbs
PLCOLOR40	40 lbs

AQUASCAPE PREMIUM FISH FOOD FLAKES



The inclusion of plankton and shrimp meal help make this food irresistible to all pond fish and can be easily consumed by smaller fish including babies.

Includes stabilized multivitamin. Contains high quality protein. Will promote brilliant colors on all pond fish.

Item #	Size
98878	1.1 lbs

AQUASCAPE KOI KRUNCHIES



This nutritious treat contains high-quality ingredients and natural citrus flavors, making them irresistible to pond fish. The size, shape, and taste of the Krunchies make them a perfect tool for training your fish hand-feed, often a difficult task for pond owners.

Item #	Size
81000	4.2 oz

BLACKWATER MAX GROWTH FISH FOOD



Max Growth is formulated to grow and maintain your fish in top condition. A high protein fish meal-based diet with ingredients designed to be the primary diet for your fish. It is designed to grow your fish to the max! The max growth diet is the staple diet fed at one of the largest suppliers of koi. It contains absolutely no fillers. This diet is designed to grow koi and goldfish. Try it and you'll be hooked.

- 38% Protein
- 8% Fat
- 4% Fiber

Item #	Size
PLMAX2	2 lbs
PLMAX5	5 lbs
PLMAX40	40 lbs

BLACKWATER WHEAT GERM/COOL SEASON FISH FOOD



A Highly digestible diet formulated for koi and goldfish when water temperatures are consistently below 60 degrees F. This food is also used in the spring to aid in spawning. It provides a low fat diet that reduces build up of fat in the ovaries and may reduce the incidence of "egg Bound" females. Made with premium ingredients.

- 32% Protein
- 4% Fat
- 4% Fiber

Item #	Size	Fish Size
PLCOOL5	5 lbs	4" - 36"
PLCOOL40	40 lbs	3" - 36"



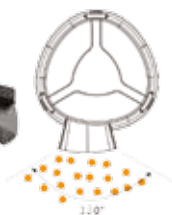
FEEDING RING

- Helps prevent over feeding and wasted food.
- Brings fish to one area of the pond for easier viewing.
- Easily anchored to the side or bottom of the ponds.

Item #	Dimensions
HWG508	9 3/4" Diameter



EVOLUTION AQUA EVOFEED AUTOMATIC FISH FEEDER



evoFeed Automatic is an automatic fish feeder suitable for medium and large ponds. The unit can be programmed to dispense food into the pond at timed intervals throughout the day. The distance the food is propelled, and the amount of time it is dispensed for, are also adjustable.

Weatherproof, evoFeed Automatic can be mounted pond side, and is powered via its own built-in, rechargeable battery.

evoFeed Automatic is ideal for Koi ponds where large quantities of pellets are fed frequently, throughout the day. It is also ideal for holiday feeding.



Item #	Food	Feeding Range	Container Vol.	Dimensions
APF001	3 to 10MM PELLETS	3.25' to 9.8' at a 120° angle	1.5 GAL	14.56" X 12.2" X 15.75



MICROBE-LIFT 5 IN 1 POND TEST STRIPS

Allows you to easily TRACK critical WATER QUALITY parameters with 1 TEST:

- Nitrate
- Nitrite
- Total Hardness
- Total Alkalinity
- pH

Fresh Water Use

Water MUST be tested regularly to maintain GOOD WATER QUALITY

Item #

TEST5



AQUASCAPE KH/ ALKALINITY TEST KIT

The Aquascape KH/Alkalinity Test Kit measures KH and Alkalinity concentrations in ponds. Carbonate hardness or KH/Alkalinity has an intricate relationship with pH and the buffering capacity of pond, making it important to monitor in certain ponds. It is also ideal for optimizing the benefits provided by the Aquascape IonGen System.

- Measures KH/Alkalinity
- Accurate, laboratory-quality testing
- Easy to use
- 60 tests per kit

Item #

96019

Size

60 test

Treats

3,600 gal

7" STEEL/POLYMER WATERFALL FOAM GUN



Using the Gun Cleaner is highly recommended after using waterfall foam with this dispenser gun.

- Economical/durable unit.
- Excellent Starter Gun.

Item #

F61039

7" STEEL WATERFALL FOAM GUN



Using the Gun Cleaner is highly recommended after using waterfall foam with this dispenser gun.

- Professional Reliability.
- Teflonized basket & needle valve.

Item #

F61030

ATLANTIC RTV SILICONE SEALANT



- Black

Item #

SN2800

Size

2.8 oz

SN10300

10.3 oz

BLACK WATERFALL GUN FOAM 29 OZ.



Item #

P10295

Applicator

Optional waterfall foam gun



FOAM GUN CLEANER 12 OZ.

Item #

P10083



ATLANTIC BLACK WATERFALL FOAM 12 OZ

Falls foam is an expandable foam sealant used to stabilize stones, fill voids and seal joints during waterfall construction. 12 oz. FallsFoam is perfect for homeowner projects.

Item #

P10053

Applicator

Included screw on straw



GOLD LABEL UNDERWATER SEALANT

- Fish Safe
- Instant Repair
- Isocyanate Free
- Seals under water
- Solvent Free
- Bonds all surfaces

Item #	Description
GOL075	OneShot 2.5 oz
GOL175	Caulk 9.5 oz



4" BOTTOM SUMP DRAIN

Sump bottom drains for installation at lowest point of pond. Use in with a directional pond return to push the pond waste down to the bottom drain.

- Includes mounting ring
- Dome Height can be adjusted.

Item #	Name
TEC102	4" Sump Bottom Drain



AQUASCAPE HUDSON FILL VALVE

The adjustable slide plate allows the fill valve to be set to the desired water level height. Includes fittings for 1/4" poly pipe.

- 5" tall
- Flow Rate: 0 - 1.5 gpm
- Working PSI: 8 - 65 psi

Item #
29469



ATLANTIC AUTO-FILL KIT

- Includes adaptors for garden hose or 1/2" irrigation line
- White floater is about 4 1/2" long
- About 8" long total
- 2" max. diameter

Item #
AF1000



90° BOTTOM DRAINS

- For use with pond liners
- Allows debris to be removed from bottom of the pond
- Schedule 80 strong bottom drains with removable lids

Item #	Name
RTF850	2" - 90° Bottom Drain
RTF852	3" - 90° Bottom Drain
RTF854	4" - 90° Bottom Drain



EVOLUTION AQUA 4" BOTTOM DRAIN W/ AIR DIFFUSER

Sump bottom drains for installation at lowest point of pond. Use in with a directional pond return to push the pond waste down to the bottom drain.

- Includes mounting ring
- Dome Height can be adjusted.

Item #	Name
BTMDRA4L	4" Bottom Drain w/Air Diffuser

AQUASCAPE FILL VALVES



Fill Valve



Fill Valve 200

The Water Fill 200 includes fittings for 1/2" poly pipe and 1/2" PVC. Compact Fill Valve includes fittings for 1/2" poly pipe, 1/2" PVC, 1/4" poly pipe, or garden hose.

Item #	Description
88006	Compact Fill Valve
29272	Water Fill Valve 200



LITTLE GIANT AUTO-FILL KIT

- 1/2" MPT Auto-Fill Valve
- 1/2" Female Adaptor
- 1/2" Barb Adaptor
- 3/4" Garden Hose Adaptor

Item #
566286

SPIRAL TUBING - METRIC

Sold in 5' increments

Item #	Size
ST75X100-LF	3/4" x Linear Ft.
ST75X100-100	3/4" x 100'
ST1X100-LF	1" x Linear Ft.
ST1X100-100	1" x 100'
ST114X100-LF	1 1/4" x Linear Ft.
ST114X100-100	1 1/4" x 100'
ST112X100-LF	1 1/2" x Linear Ft.
ST112X100-100	1 1/2" x 100'
ST2X100-LF	2" x Linear Ft.
ST2X100-100	2" x 100'

SPIRAL TUBING - STANDARD

Sold in 5' increments

Item #	Size
KFHAA034-LF	3/4" x Linear Ft.
KFHAA034-100	3/4" x 100'
KFHAA100-LF	1" x Linear Ft.
KFHAA100-100	1" x 100'
KFHAA114-LF	1 1/4" x Linear Ft.
KFHAA114-100	1 1/4" x 100'
KFHAA112-LF	1 1/2" x Linear Ft.
KFHAA112-100	1 1/2" x 100'
KFHAA200-LF	2" x Linear Ft.
KFHAA200-100	2" x 100'

BLACK PVC HOSE

* Shipped freight only

Item #	Size
PVC112X25	1 1/2" x 25'
PVC112X50	1 1/2" x 50'
PVC112X100	1 1/2" x 100'
PVC2X25	2" x 25'
PVC2X50	2" x 50'
PVC2X100	2" x 100'
*PVC3X25	3" x 25'
*PVC3X50	3" x 50'
*PVC3X100	3" x 100'

**TUBING
SIZE****MAXIMUM FLOW RATE**

1/2" Dia.	240 GPH
3/4" Dia.	480 GPH
1" Dia.	1,000 GPH
1 1/4" Dia.	1,500 GPH
1 1/2" Dia.	3,000 GPH
2" Dia.	5,000 GPH
3" Dia.	9,000 GPH
4" Dia.	12,000 GPH

CamLock - Easy Installation - Install the male adapter to the pump outlet and attach the female adapter to the tubing. Using a flexible tubing will allow you to disconnect your tubing quickly and easily.

- Glass-Filled Polypropylene
- Maximum pressure 90 psi @ 70° F
- EPDM Gaskets
- Arms have Lifetime Warranty
- Non-Locking

**CAMLOCK
FM ADAPTER / MPT**

Item #	Size
GLP150B NL	1 1/2"
GLP200B NL	2"

**CAMLOCK
MALE ADAPTER / FPT**

Item #	Size
GLP150A	1 1/2"
GLP200A	2"

**CAMLOCK
FM ADAPTER / FPT**

Item #	Size
GLP150D NL	1 1/2"
GLP200D NL	2"

**CAMLOCK
MALE ADAPTER / MPT**


Item #	Size
GLP150F	1 1/2"
GLP200F	2"



OASE TRADUX BULK HEAD FITTING

Safe and clean, use for either cable or hose transition but not both at the same time.

Tradux enables a wall transition below the water surface in order to hide cables or hoses. Pumps, filters, and lights are invisibly supplied with power and hoses; forget the bothersome attempts to conceal connections that run over the edge of the pond. Suitable for pond liner or preformed ponds.



Item #	Hose	Cable Dia.	Dimensions
42750	3/4" - 2"	0.3 - 0.9 cm	4.5" x 13.2"



OASE MULTI WD 1"

- Includes 3 adapters that fit 3/4", 1", 1 1/4" or 1 1/2" tubing
- OASE Multi WD 1" distributes water flow to up to 3 outlets
- All three outlets feature integrated flow controls
- For use with only two outlets use the included cap to seal off the third outlet

Item #	Inlet	Outlet
46980	3/4", 1", 1 1/4", 1 1/2"	1"



OASE FLOW REGULATOR

- OASE Flow Regulator controls water flow to filters and water features
- Use as a tubing connector for connecting non-kink spiral tubing
- Includes valve body and two metric step fittings (1", 1 1/4", 1 1/2")
- 1 year warranty

Item #	Outlet	Hose Size
51260	1" - 1 1/2"	1", 1 1/4", 1 1/2"



AQUASCAPE Y-VALVE

The Aquascape 2-Way Flow Control Valve is used to regulate water flow from one outlet to two independent water lines. Adjustable flow control valves make it easy to adjust the water flow between the two outlets. The valve includes multi-hose adapter fittings to allow for quick and easy connection to 1", 1.25", or 1.5" kink-free pipe. Each fitting is conveniently removable, allowing components to be easily removed when needed by using the tool-free collar on each fitting. Aquascape 2-Way Flow Control Valves are great for bypassing water flow in installations with UV clarifiers and pressure filters.

Item #	Fitting
88005	1 1/2" MPT



TSURUMI FLOW METER/CHECK VALVE

To operate within the BEST EFFICIENCY RANGE, we recommend installing a Flow Meter and a ball valve to dial in the correct flow/pressure. 5 year warranty

Item #	Size
FMCV-2	2" slip & 2.5" w/coupling
FMCV-15	1.5" check valve



BALL VALVES

Item #	Size
EBV-0500-T	1/2" Ball Valve - Threaded FPT
EBV-0750-T	3/4" Ball Valve - Threaded FPT
EBV-0750-S	3/4" Ball Valve - Slip FPT
EBV-1000-T	1" Ball Valve - Threaded FPT
EBV-1250-T	1 1/4" Ball Valve - Threaded FPT
EBV-1500-S	1 1/2" Ball Valve - Slip
EBV-1500-T	1 1/2" Ball Valve - Threaded FPT
EBV-2000-S	2" Ball Valve - Slip
EBV-2000-T	2" Ball Valve - Threaded FPT
EBV-3000-S	3" Ball Valve - Slip



CHECK VALVES

Item #	Size
KSC-0750-T	3/4" Check Valve - Threaded FPT
KSC-0750-S	3/4" Check Valve - Slip
KSC-1000-T	1" Check Valve - Threaded FPT
KSC-1250-T	1 1/4" Check Valve - Threaded FPT
KSC-1500-S	1 1/2" Check Valve - Slip
KSC-1500-T	1 1/2" Check Valve - Threaded FPT
KSC-2000-T	2" Check Valve - Threaded FPT
KSC-2000-S	2" Check Valve - Slip
1520C20F	2" Check Valve - Threaded-Clear
KSC-3000-S	3" Check Valve - Slip

TRUE UNION CHECK VALVES & BALL VALVES



The pressure rating of true union ball valves is 125 psi at up to 140 degrees Fahrenheit. Has 1/4 turn open and close. Made in the USA.

Item #	Size
1720-15	1 1/2" True Union Check Valve
1720-2	2" True Union Check Valve
TU150EL	1 1/2" True Union Ball Valve
TU200EL	2" True Union Ball Valve



UNIONS

Item #	Size
457-015	1 1/2" Union - Slip
458-015	1 1/2" Union - Threaded FPT
457-020	2" Union - Slip
458-020	2" Union - Threaded FPT

INSIDE BOLT SEAL DOUBLE SEAL FLANGE



Nuts are tightened from outside of tank. Fits tank wall thickness from 1/4" to 1/2". Polypropylene flanges. Stainless steel bolts, nuts & washers. EPDM gaskets

Item #	Size
DS200FP	2" Threaded FPT



BULKHEAD FITTINGS

Item #	Size
TF12P-E	1/2" Bulkhead Fitting
TF34P-E	3/4" Bulkhead Fitting
TF100P-E	1" Bulkhead Fitting
TF125P-E	1 1/4" Bulkhead Fitting
TF150P-E	1 1/2" Bulkhead Fitting
TF200P-E	2" Bulkhead Fitting
TF300P-E	3" Bulkhead Fitting

SCHEDULE 40 PLUG (MPT)



Item #	Size
450-015	1 1/2"
450-020	2"
450-030	3"

SCH. 40 SLIP COUPLINGS



Item #	Size
429-015	1 1/2"
429-020	2"
429-030	3"
429-040	4"

SCH. 40 FEMALE ADAPTER (FPT X SLIP)



Item #	Size
435-015	1 1/2" x 1 1/2"
435-020	2" x 2"
435-030	3" x 3"
435-040	4" x 4"



SCH. 40 MALE ADAPTER (MPT X SLIP)

Adapts Schedule 40 pipe to threads. Recommended for PVC Hose.

Item #	Size
436-015	1 1/2" x 1 1/2"
436-020	2" x 2"
436-030	3" x 3"
436-040	4" x 4"
436-169	1 1/4" x 1 1/2"
436-213	1 1/2" x 2"



NIPPLES (MPT X MPT)

Used to connect two FPT fittings.

Item #	Size
M1200	1/2" x 1/2"
M3400	3/4" x 3/4"
M1000	1" x 1"
M1140	1 1/4" x 1 1/4"
M1120	1 1/2" x 1 1/2"
M2000	2" x 2"



INSERT T (3 BARB)

Used to connect three pieces of flexible tubing. Recommended for Spiral Tubing.

Item #	Size
T12	1/2" x 1/2" x 1/2"
T34	3/4" x 3/4" x 3/4"
T100	1" x 1" x 1"
T114	1 1/4" x 1 1/4" x 1 1/4"
T112	1 1/2" x 1 1/2" x 1 1/2"
T200	2" x 2" x 2"



THREADED COUPLINGS (FPT X FPT)

Used to connect MPT fittings.

Item #	Size
430-005	1/2" x 1/2"
430-101	3/4" x 1/2"
430-007	3/4" x 3/4"
430-131	1" x 3/4"
430-010	1" x 1"
430-168	1 1/4" x 1"
430-012	1 1/4" x 1 1/4"
430-015	1 1/2" x 1 1/2"
430-020	2" x 2"
FTC300P	3" x 3"



REDUCING BUSHINGS (MPT X FPT)

Used to connect an FPT thread to a reduced size of an MPT fitting.

Item #	Size
439-101	3/4" x 1/2"
439-130	1" x 1/2"
439-131	1" x 3/4"
439-166	1 1/4" x 1/2"
439-167	1 1/4" x 3/4"
439-168	1 1/4" x 1"
439-209	1 1/2" x 1/2"
439-210	1 1/2" x 3/4"
439-211	1 1/2" x 1"
439-212	1 1/2" x 1 1/4"
RB200-1	2" x 1"
RB200-114	2" x 1 1/4"
439-251	2" x 1 1/2"
RB300-200	3" x 2"



SCH. 40 REDUCING BUSHING (SPT X FPT)

Item #	Size
438-249	2" x 1"
438-251	2" x 1 1/2"
438-337	3" x 1 1/2"
438-338	3" x 2"



FEMALE STANDARD STRAIGHT ADAPTER (FPT X BARB)

Item #	Size
1435-007	3/4" x 3/4"
1435-010	1" x 1"
1435-012	1 1/4" x 1 1/4"
1435-015	1 1/2" x 1 1/2"
1435-020	2" x 2"

STRAIGHT METRIC HOSE ADAPTERS (MPT X BARB)



Used to connect an FPT to flexible tubing. Recommended for Spiral Tubing.

Item #	Size
A1212	1/2" x 1/2"
A1234	1/2" x 3/4"
A1210	1/2" x 1"
A3412	3/4" x 1/2"
A3434	3/4" x 3/4"
A3410	3/4" x 1"
A34-114	3/4" x 1 1/4"
A1012	1" x 1/2"
A1034	1" x 3/4"
A1010	1" x 1"
A1114	1" x 1 1/4"
A1141	1 1/4" x 1"
A114	1 1/4" x 1 1/4"
A114-112	1 1/4" x 1 1/2"
A112	1 1/2" x 1 1/2"
A112-114	1 1/2" x 1 1/4"
A112-200	1 1/2" x 2"
A200	2" x 2"
A200-112	2" x 1 1/2"



SCH. 40 REDUCING BUSHING (SPT X SLIP)

Item #	Size
437-251	2" x 1 1/2"
437-337	3" x 1 1/2"
437-338	3" x 2"
437-420	4" x 2"
437-422	4" x 3"



STRAIGHT STANDARD HOSE ADAPTERS (MPT X BARB)

Item #	Size
1436-007	3/4" x 3/4"
1436-010	1" x 1"
1436-132	1" x 1 1/4"
1436-133	1" x 1 1/2"
1436-012	1 1/4" x 1 1/4"
1436-169	1 1/4" x 1 1/2"
1436-015	1 1/2" x 1 1/2"
1436-213	1 1/2" x 2"
1436-020	2" x 2"



SCH. 40 WYE FITTINGS (2 SLIP)

Item #	Size
477-020	2" Slip

STRAIGHT HOSE MENDER (BARB X BARB)



Used to connect 2 pieces of flexible tubing. Recommended for Spiral Tubing.

Item #	Size
SHM1200	1/2" x 1/2"
SHM3412	1/2" x 3/4"
SHM3400	3/4" x 3/4"
SHM1000	1" x 1"
SHM114	1 1/4" x 1 1/4"
SHM112	1 1/2" x 1 1/2"
SHM200	2" x 2"



SCH. 40 90° ELBOW (SLIP)

Item #	Size
406-015	1 1/2"
406-020	2"
406-030	3"



SCH. 40 90° ELBOW (THREADED)

Item #	Size
408-020	2" FPT



SCH. 40 90° STREET ELBOW

Item #	Size
412-005	1/2" MPT x 1/2" FPT



SCH. 40 45° ELBOW (SLIP)

Item #	Size
417-015	1 1/2"
417-020	2"



FEMALE METRIC STRAIGHT ADAPTER (FPT X BARB)

Item #	Size
AF1212	1/2" x 1/2"
AF3434	3/4" x 3/4"



LAKE MANAGEMENT

2022

WE SHIP EVERYTHING
BUT THE WATER

KASCO MARINE JF SERIES DECORATIVE FOUNTAINS



Linden



Cypress



Juniper



Sequoia



Redwood



Spruce



Birch

Kasco J Series Decorative Fountains give you the versatility, performance, and reliability you need. Ranging from 1/2HP to 7.5HP, there is a Kasco J Series Fountain perfect for any size pond or lake. Our corrosion and clog resistant technology offers reliability that is unparalleled by any other outdoor fountain brand. All J Series Fountains come with multiple nozzles that deliver classy, elegant spray patterns. Kasco also offers a set of premium nozzles for the J Series Fountains available for purchase separately.

In addition to enhancing the class and elegance of your pond or lake these fountains will improve the health of your water with increased oxygen transfer. Kasco's outdoor fountains are designed and built to deliver reliable and efficient performance, meaning lower long-term operating costs.

Item #	Phase	Volts	Amps	HP	Min Depth	Patterns	Warranty	Optional Lighting
3400JF	1	120	6.5	3/4	17.5"	5	2 Year	3 Light Kit
4400JF	1	120/240	11	1	19"	5	2 Year	3 Light Kit
8400JF	1	240	11	2	20"	6	3 Year	6 Light Kit
2.3JF	3	240	7.5	2	20"	6	3 Year	6 Light Kit
3.1JF	1	240	13.4	3	24"	6	3 Year	6 Light Kit
3.3JF	3	240	10.3	3	24"	6	3 Year	6 Light Kit
5.1JF	1	240	20	5	26"	7	3 Year	6 Light Kit
5.3JF	3	240	16	5	26"	7	3 Year	6 Light Kit
7.3JF	3	240	20	7.5	28"	3	3 Year	6 Light Kit

Item #	Cord
3400JF-50	50'
3400JF-100	100'
3400JF-150	150'
3400JF-200	200'

Item #	Cord
4400JF-50	50'
4400JF-100	100'
4400JF-150	150'
4400JF-200	200'

Item #	Cord
8400JF-50	50'
8400JF-100	100'
8400JF-150	150'
8400JF-200	200'
8400JF-250	250'
8400JF-300	300'
8400JF-400	400'

Item #	Cord
3400HJF-50	50'
3400HJF-100	100'
3400HJF-150	150'
3400HJF-200	200'
3400HJF-250	250'
3400HJF-300	300'
3400HJF-400	400'

Item #	Cord
4400HJF-50	50'
4400HJF-100	100'
4400HJF-150	150'
4400HJF-200	200'
4400HJF-250	250'
4400HJF-300	300'
4400HJF-400	400'

Item #	Cord
2.3JF-50	50'
2.3JF-100	100'
2.3JF-150	150'
2.3JF-200	200'
2.3JF-250	250'
2.3JF-300	300'
2.3JF-400	400'

Item #	Cord
3.1JF-50	50'
3.1JF-100	100'
3.1JF-150	150'
3.1JF-200	200'
3.1JF-250	250'
3.1JF-300	300'
3.1JF-400	400'

Item #	Cord
5.1JF-100	100'
5.1JF-150	150'
5.1JF-200	200'
5.1JF-250	250'
5.1JF-300	300'
5.1JF-400	400'

Item #	Cord
7.3JF-100	100'
7.3JF-150	150'
7.3JF-200	200'
7.3JF-250	250'
7.3JF-300	300'
7.3JF-400	400'

Item #	Cord
3.3JF-50	50'
3.3JF-100	100'
3.3JF-150	150'
3.3JF-200	200'
3.3JF-250	250'
3.3JF-300	300'
3.3JF-400	400'

Item #	Cord
5.3JF-100	100'
5.3JF-150	150'
5.3JF-200	200'
5.3JF-250	250'
5.3JF-300	300'
5.3JF-400	400'

Kasco®

Item # Patterns Included

3400JF	Linden (9'H x 29'W) Cypress (7'H x 17'W) Willow (6.5'H x 21'W) Birch (7'H x 5'W) Sequoia (13'H x 8'W)
--------	---

Item # Patterns Included

4400JF	Linden (12'H x 31'W) Cypress (9'H x 28'W) Willow (9'H x 31'W) Birch (11'H x 8'W) Sequoia (18'H x 11'W)
--------	--

Item # Patterns Included

8400JF	Linden (16'H x 30'W)
2.3JF	Willow (12.5'H x 28'W) Juniper (8'H x 46'W) Redwood (22'H x 7'W) Spruce (19'H x 10'W) Birch (12'H x 11'W)

Item # Patterns Included

3.1JF	Linden (19'H x 35'W)
3.3JF	Willow (13'H x 35'W) Juniper (9'H x 48'W) Redwood (24'H x 8'W) Spruce (21'H x 13'W) Birch (14.5'H x 10'W)

Item # Patterns Included

5.1JF	Linden (20'H x 35'W)
5.3JF	Willow (14'H x 36'W) Juniper (10'H x 50'W) Redwood (26'H x 8'W) Spruce (24'H x 15'W) Sequoia (21'H x 10'W) Birch (14'H x 12'W)

Item # Patterns Included

7.3JF	Linden (24'H x 28'W) Sequoia (26'H x 10'W) Birch (14.5'H x 13'W)
-------	--

KASCO MARINE JF SERIES PREMIUM NOZZLES



Mighty Oak



Palm



Mahogany



Modrone



Magnolia

Nozzle	2HP	3HP	5HP	7.5HP
Mighty Oak	14.5'H x 40'W	19.5'H x 51'W	24.5'H x 58'W	27'H x 60'W
Magnolia	13.5'H x 44'W	18'H x 60'W	23.5'H x 72'W	26'H x 80'W
Mahogany	16'H x 40'W	21'H x 58'W	28'H x 64'W	29'H x 72'W
Modrone	15'H x 43'W	20'H x 59'W	24'H x 70'W	26'H x 75'W
Palm	12'H x 26'W	16'H x 36'W	20.5'H x 40'W	22'H x 42'W

Further define your J series experience with a Premium Nozzle for the 2, 3, 5, & 7.5 HP units. Kasco premium patterns provide crisp and distinct streams of water for a more attractive display. No tools are required for installation.

- 5 Pattern Choices
- Simple Twist-And-Lock Installation
- Purchased Separately

Item #	Name	Fountain Type
841335K	Mighty Oak	7.3JF
841325K	Magnolia	8400JF & 3.1JF
841345K	Mahogany	All JF Series Fountains
841330K	Modrone	8400JF & 3.1JF
841320K	Palm	8400JF & 3.1JF

KASCO MARINE VFX DISPLAY AERATORS



- Float with bottom screen
- 50' mooring ropes
- Control box
- Foam filled floats
- 1/2, 3/4 & 1 hp have a 2-year warranty
- Photo eye for light operation
- 2, 3 and 5 hp models have 3 year warranty

Item #	Volts	Horse Power	Water Depth	Pond Size	Pattern Height	Pattern Diameter	Optional Lighting
2400VFX	120	1/2	15"	Up to 1/3 Acre	5'	15'	2 Light Kit
3400VFX/HVFX	120/240	3/4	17.5"	Up to 1/2 Acre	5.5'	21'	2 Light Kit
4400VFX/HVFX	120/240	1	19"	Up to 3/4 Acre	8'	26'	3 Light Kit
8400VFX	240	2	20"	Up to 1 1/2 Acres	8'	32'	3 Light Kit
5.1VFX	240	5	26"	Up to 3 Acres	9'	34'	3 Light Kit

Item #	Cord
2400VFX-50	50'
2400VFX-100	100'
2400VFX-150	150'
2400VFX-200	200'

Item #	Cord
4400VFX-50	50'
4400VFX-100	100'
4400VFX-150	150'
4400VFX-200	200'

Item #	Cord
8400VFX-50	50'
8400VFX-100	100'
8400VFX-150	150'
8400VFX-200	200'
8400VFX-250	250'
8400VFX-300	300'
8400VFX-400	400'

Item #	Cord
5.1VFX-100	100'
5.1VFX-150	150'
5.1VFX-200	200'
5.1VFX-250	250'
5.1VFX-300	300'
5.1VFX-400	400'

Item #	Cord
3400VFX-50	50'
3400VFX-100	100'
3400VFX-150	150'
3400VFX-200	200'

Item #	Cord
4400HVFX-50	50'
4400HVFX-100	100'
4400HVFX-150	150'
4400HVFX-200	200'
4400HVFX-250	250'
4400HVFX-300	300'
4400HVFX-400	400'

Item #	Cord
2.3VFX-50	50'
2.3VFX-100	100'
2.3VFX-150	150'
2.3VFX-200	200'
2.3VFX-250	250'
2.3VFX-300	300'
2.3VFX-400	400'

Item #	Cord
5.3VFX-100	100'
5.3VFX-150	150'
5.3VFX-200	200'
5.3VFX-250	250'
5.3VFX-300	300'
5.3VFX-400	400'

Item #	Cord
3400HVFX-50	50'
3400HVFX-100	100'
3400HVFX-150	150'
3400HVFX-200	200'
3400HVFX-250	250'
3400HVFX-300	300'
3400HVFX-400	400'



KASCO MARINE RGB LED COLOR CHANGING LIGHTS

- Available for fountains and surface aerators
- One-piece composite housing features an ultra sonic weld around the lens to ensure water-tight operation
- Choose from 9 colors, 3 rhythmic sequencing patterns and 5 brightness levels
- Runs on 124VDC at 5 Watts per fixture

- Includes fixtures, mounting brackets, power cord, controller, 3.5mm audio connector and RGB control panel
- Can be set to music
- 6 fixture kits ship with 2 power cords
- 2 year warranty

3 LIGHT KITS

1/2 HP Units
3/4 HP Units
1 HP Units

6 LIGHT KITS

2 HP Units
3 HP Units

3 LIGHT KITS

Item #	Cord
RGB3C5-050	50'
RGB3C5-100	100'
RGB3C5-150	150'
RGB3C5-200	200'
RGB3C5-250	250'
RGB3C5-300	300'
RGB3C5-400	400'

6 LIGHT KITS

Item #	Cord
RGB6C5-050	50'
RGB6C5-100	100'
RGB6C5-150	150'
RGB6C5-200	200'
RGB6C5-250	250'
RGB6C5-250	300'
RGB6C5-250	400'



KASCO MARINE LED LIGHTING COMPOSITE HOUSINGS

- Available for fountains and surface aerators
- One-piece composite housing features an ultra sonic weld around the lens to ensure water-tight operation
- Runs on 120V 60Hz power
- Each 11 watt fixture is rated at 910 lumens

- Displays white (3000K) and includes red, green, blue and amber lenses
- Includes fixtures, mounting brackets, power cord, lenses and waterproof caps
- 2 year warranty

3 LIGHT KITS

1/2 HP Units
3/4 HP Units
1 HP Units

6 LIGHT KITS

2 HP Units
3 HP Units
5 HP Units

3 LIGHT KITS

Item #	Cord
LED3C11-050	50'
LED3C11-100	100'
LED3C11-150	150'
LED3C11-200	200'
LED3C11-250	250'
LED3C11-300	300'
LED3C11-400	400'
LED3C11-500	500'

6 LIGHT KITS

Item #	Cord
LED6C11-050	50'
LED6C11-100	100'
LED6C11-150	150'
LED6C11-200	200'
LED6C11-250	250'
LED6C11-300	300'
LED6C11-400	400'
LED6C11-500	500'

KASCO MARINE LED STAINLESS STEEL LIGHT KITS



3 LIGHT KITS

1 HP Units
2 HP Units
3 HP Units

6 LIGHT KITS

3 HP Units
5 HP Units
7.5 HP Units

Ideal for Harsh Environments

- Available for fountains and surface aerators
- Features a durable, stainless steel enclosure
- Runs on 120V 60Hz power
- Displays white (3000K) and includes red, green, blue and amber lenses

- Each 19 watt fixture is rated at 1,700 lumens
- Includes fixtures*, mounting brackets, power cord, lenses and lens caps
- 3 year warranty

3 LIGHT KITS

Item #	Cord
LED3S19-050	50'
LED3S19-100	100'
LED3S19-150	150'
LED3S19-200	200'
LED3S19-250	250'
LED3S19-300	300'
LED3S19-400	400'
LED3S19-500	500'

6 LIGHT KITS

Item #	Cord
LED6S19-050	50'
LED6S19-100	100'
LED6S19-150	150'
LED6S19-200	200'
LED6S19-250	250'
LED6S19-300	300'
LED6S19-400	400'
LED6S19-500	500'



OASE 1/2 HP FLOATING FOUNTAIN W/LIGHTS

The OASE 1/2 HP Floating Fountain with Lights is a beautiful water accent that aerates and decorates a large body of water. The fountain is an energy efficient product with 1/2 horsepower and quality constructed materials that provide maximum durability.

- 3 Fountain heads included
 - Trumpet (23' dia x 5')
 - Single Tier (28' dia x 12')
 - 3-Tier (9' dia x 12')
- Aerates and Beautifies day or night
- Includes 3 LED lights with dusk to dawn sensor
- Two 25 ft. mooring lines included
- Minimum operating depth of 2.0 ft.
- 3 year limited warranty

Item #	Pond Size	HP	Outlet	Watts	Max Flow	Cord	Dimensions
45393	Up to 1 acre	1/2	2"	230	5,150 gph	75'	22.8" x 16.73"



OASE 1/4 HP FLOATING FOUNTAIN W/LIGHTS

The OASE 1/4 HP Floating Fountain with Lights is a beautiful water accent that aerates and decorates a large body of water. The fountain is an energy efficient product with 1/4 horsepower and quality constructed materials that provide maximum durability.

- 3 Fountain heads included
 - Trumpet (15.75" dia x 3.6')
 - Single Tier (16' dia x 10')
 - 3-Tier (6.5' dia x 10')
- Aerates and Beautifies day or night
- Includes 3 LED lights with dusk to dawn sensor
- Three 25 ft. mooring lines included
- Minimum operating depth of 2.0 ft.
- 3 year limited warranty

Item #	Pond Size	HP	Outlet	Watts	Max Flow	Cord	Dimensions
45383	Up to 1/4 acre	1/4	1"	130	2,300 gph	50'	14.3" x 18.9"



OASE POND JET

The "plug-and-play" Pond Jet floating fountain is the easy answer to backyard water entertainment in pools and ponds. The Pond Jet is ideal for ponds that are too deep or have bottoms that are too muddy for conventional water feature pumps or installations.

- Includes pump, float body & arch fountain nozzle
- Attractive 10' x 10' fountain display
- Operates in as little as 18" of water
- Accommodates additional nozzle patterns
- Optional Light Kit for operation after dusk
- 2 year limited warranty + 1 year upon product registration
- Replacement pump available (10381)

Item #	Max Flow	Pattern	Nozzle	Power	Cord	Dimensions
54019	2,400	10' H x 10' W	1"	260 Watts	75'	26" Dia. x 21" H



OASE POND JET ILLUMINATION SET

The Illumination Set for the Pond Jet floating fountain supplies an atmospheric, illuminated water feature in the twilight hours and consists of 3 LunAqua 10 spotlights, 3 stainless steel holders, 1 underwater transformer, and 75' of cable. 2 year warranty.

Item #	# of Lights	Cord
51071	3	75'



OASE 1" FROTHY FOUNTAIN HEAD

- Stainless Steel Construction
- Optional nozzles for OASE Pond Jet floating fountain
- For flow charts go to www.pondliner.com

Item #
53224



OASE 1" VULKAN FOUNTAIN HEAD

- Optional nozzles for OASE Pond Jet floating fountain
- For flow charts go to www.pondliner.com

Item #
55882



Classic V
6' Tall x 16' Wide

Trumpet
14' Tall x 7' Wide

Lily
8' Tall x 32' Wide

ANJON ECO FOUNTAIN

Anjon Manufacturing's new EcoFountain has 3 amazing displays. It improves the water quality of any feature while also being beautiful to look at and listen to. Most floating fountains consume thousands of watts of power. This pump is only 540 watts meaning home owners spend less on electricity. The EcoFountain can be equipped with Ignite 3-watt or 9-watt RGB lights and the homeowner can control the fountain lighting with the remote, WiFi controller, computer, tablet, or smart phone.

These stunning and energy efficient decorative fountains include interchangeable nozzles that produce four unique display patterns. Anjon's floating fountains agitate and aerate the water to promote a healthy aquatic environment for aquatic life.

- 3 Fountain heads included
 - Classic V (16' dia x 6')
 - Trumpet (7' dia x 14')
 - Lily (32' dia x 8')
- Aerates and Beautifies
- Two 50 ft. mooring lines included
- Minimum operating depth of 2 ft.
- Lights sold separately
- 2 year limited warranty

Item #	Pond Size	HP	Watts	Max Flow	Cord	Dimensions
AEF15000-100QD	Up to 40,000 sqft	1/2	540	15,000 gph	100'	22.8" x 16.73"
AEF15000-150QD	Up to 40,000 sqft	1/2	540	15,000 gph	150'	22.8" x 16.73"



ANJON ECO FOUNTAIN LIGHTS W/QUICK DISCONNECT CORD

Create a spectacular water feature and enjoy your fountain after the sun sets! Our Fountain Lighting Kits have everything you need to create a stunning fountain display. Adjustable brackets allow lights to work with multiple fountain brands.

Item #	Color	# of Lights	Watts	Cord
3X3WFKIT100	White	3	3	100'
3X9WCCFKIT100-BZ	Color Changing	3	9	150'



KASCO MARINE 2400AF 1/2 HP SURFACE AERATOR

Introduce more oxygen faster with a 2400AF Surface Aerator. The high-performance design of this aerator uses a single open propeller that creates and pushes water droplets into the air allowing efficient transfer of oxygen to the water. Agitation and movement created by the process spreads the oxygenated water throughout the body of water. The 2400AF Surface Aerator is ideal for ponds/tanks with surface areas of about 1/2 acre. All units come with a float and two 50 ft. (15m) mooring lines. Optional bottom screens and/or control panels are also available.

Item #	Cord	HP	Depth	Bottom Screen	Volts	Amps	Phase
2400AF-50	50'	1/2	15"	No	120	5	1
2400AF-100	100'	1/2	15"	No	120	5	1
2400AF-150	150'	1/2	15"	No	120	5	1
2400AF-200	200'	1/2	15"	No	120	5	1
2400AF-50 (BTM SCR)	50'	1/2	15"	Yes	120	5	1
2400AF-100 (BTM SCR)	100'	1/2	15"	Yes	120	5	1
2400AF-150 (BTM SCR)	150'	1/2	15"	Yes	120	5	1
2400AF-200 (BTM SCR)	200'	1/2	15"	Yes	120	5	1

KASCO MARINE 3400AF 3/4 HP SURFACE AERATOR

Introduce more oxygen faster with a 3400AF Surface Aerator. The high-performance design of this aerator uses a single open propeller that creates and pushes water droplets into the air allowing efficient transfer of oxygen to the water. Agitation and movement created by the process spreads the oxygenated water throughout the body of water. The 3400AF Surface Aerator is ideal for ponds/tanks with surface areas of about 3/4 acre. All units come with a float and two 50 ft. (15m) mooring lines. Optional bottom screens and/or control panels are also available.

3/4 HP - 120V							
Item #	Cord	HP	Depth	Volts	Amps	Phase	
3400AF-50	50'	3/4	17.5"	120	6.7	1	
3400AF-100	100'	3/4	17.5"	120	6.7	1	
3400AF-150	150'	3/4	17.5"	120	6.7	1	
3400AF-200	200'	3/4	17.5"	120	6.7	1	
3400AF-50 (BTM SCR)	50'	3/4	17.5"	120	6.7	1	
3400AF-100 (BTM SCR)	100'	3/4	17.5"	120	6.7	1	
3400AF-150 (BTM SCR)	150'	3/4	17.5"	120	6.7	1	
3400AF-200 (BTM SCR)	200'	3/4	17.5"	120	6.7	1	

3/4 HP - 240V							
Item #	Cord	HP	Depth	Volts	Amps	Phase	
3400HAF-50	50'	3/4	17.5"	240	6.7	1	
3400HAF-100	100'	3/4	17.5"	240	6.7	1	
3400HAF-150	150'	3/4	17.5"	240	6.7	1	
3400HAF-200	200'	3/4	17.5"	240	6.7	1	
3400HAF-250	250'	3/4	17.5"	240	6.7	1	
3400HAF-300	300'	3/4	17.5"	240	6.7	1	
3400HAF-400	400'	3/4	17.5"	240	6.7	1	
3400HAF-50 (BTM SCR)	50'	3/4	17.5"	240	6.7	1	
3400HAF-100 (BTM SCR)	100'	3/4	17.5"	240	6.7	1	
3400HAF-150 (BTM SCR)	150'	3/4	17.5"	240	6.7	1	
3400HAF-200 (BTM SCR)	200'	3/4	17.5"	240	6.7	1	
3400HAF-250 (BTM SCR)	250'	3/4	17.5"	240	6.7	1	
3400HAF-300 (BTM SCR)	300'	3/4	17.5"	240	6.7	1	
3400HAF-400 (BTM SCR)	400'	3/4	17.5"	240	6.7	1	

KASCO MARINE 4400AF 1 HP SURFACE AERATOR

Introduce more oxygen faster with a 4400AF Surface Aerator. The high-performance design of this aerator uses a single open propeller that creates and pushes water droplets into the air allowing efficient transfer of oxygen to the water. Agitation and movement created by the process spreads the oxygenated water throughout the body of water. The 4400AF Surface Aerator is ideal for ponds/tanks with surface areas of about 1 acre. All units come with a float and three 50 ft. (15m) mooring lines. Optional bottom screens and/or control panels are also available.

1 HP - 120V							
Item #	Cord	HP	Depth	Volts	Amps	Phase	
4400AF-50	50'	1	19"	120	11.3	1	
4400AF-100	100'	1	19"	120	11.3	1	
4400AF-150	150'	1	19"	120	11.3	1	
4400AF-200	200'	1	19"	120	11.3	1	
4400AF-50 (BTM SCR)	50'	1	19"	120	11.3	1	
4400AF-100 (BTM SCR)	100'	1	19"	120	11.3	1	
4400AF-150 (BTM SCR)	150'	1	19"	120	11.3	1	
4400AF-200 (BTM SCR)	200'	1	19"	120	11.3	1	

1 HP - 240V							
Item #	Cord	HP	Depth	Volts	Amps	Phase	
4400HAF-50	50'	1	19"	240	11.3	1	
4400HAF-100	100'	1	19"	240	11.3	1	
4400HAF-150	150'	1	19"	240	11.3	1	
4400HAF-200	200'	1	19"	240	11.3	1	
4400HAF-250	250'	1	19"	240	11.3	1	
4400HAF-300	300'	1	19"	240	11.3	1	
4400HAF-400	400'	1	19"	240	11.3	1	
4400HAF-50 (BTM SCR)	50'	1	19"	240	11.3	1	
4400HAF-100 (BTM SCR)	100'	1	19"	240	11.3	1	
4400HAF-150 (BTM SCR)	150'	1	19"	240	11.3	1	
4400HAF-200 (BTM SCR)	200'	1	19"	240	11.3	1	
4400HAF-250 (BTM SCR)	250'	1	19"	240	11.3	1	
4400HAF-300 (BTM SCR)	300'	1	19"	240	11.3	1	
4400HAF-400 (BTM SCR)	400'	1	19"	240	11.3	1	



KASCO MARINE 8400AF 2 HP SURFACE AERATOR

Introduce more oxygen faster with 8400AF Single Phase Surface Aerators. The high-performance design of these aerators uses a single open propeller to create and push water droplets into the air allowing efficient transfer of oxygen to the water. Agitation and movement created by the process spreads the oxygenated water throughout the body of water. These units can operate in as little as 20 inches (.6M) of water. 8400AF Surface Aerators are ideal for ponds/tanks with surface areas of about 2 acre. All units come with a float and three 50 ft. (15m) mooring lines. Optional bottom screens and/or control panels are also available.

2 HP SINGLE PHASE

Item #	Cord	HP	Depth	Volts	Amps	Phase
8400AF050	50'	2	20"	208-240	9	1
8400AF100	100'	2	20"	208-240	9	1
8400AF150	150'	2	20"	208-240	9	1
8400AF200	200'	2	20"	208-240	9	1
8400AF250	250'	2	20"	208-240	9	1
8400AF300	300'	2	20"	208-240	9	1
8400AF400	400'	2	20"	208-240	9	1
8400AF050 (BTM SCR)	50'	2	20"	208-240	9	1
8400AF100 (BTM SCR)	100'	2	20"	208-240	9	1
8400AF150 (BTM SCR)	150'	2	20"	208-240	9	1
8400AF200 (BTM SCR)	200'	2	20"	208-240	9	1
8400AF250 (BTM SCR)	250'	2	20"	208-240	9	1
8400AF300 (BTM SCR)	300'	2	20"	208-240	9	1
8400AF400 (BTM SCR)	400'	2	20"	208-240	9	1



KASCO 2.3AF 2 HP SURFACE AERATOR

Introduce more oxygen faster with 2.3AF Three Phase Surface Aerators. The high-performance design of these aerators uses a single open propeller to create and push water droplets into the air allowing efficient transfer of oxygen to the water. Agitation and movement created by the process spreads the oxygenated water throughout the body of water. These units can operate in as little as 20 inches (.6M) of water. 2.3AF Surface Aerators are ideal for ponds/tanks with surface areas of about 2 acre. All units come with a float and three 50 ft. (15m) mooring lines. Optional bottom screens and/or control panels are also available.

2 HP THREE PHASE

Item #	Cord	HP	Depth	Volts	Amps	Phase
2.3AF-50	50'	2	20"	208-240	4.5	3
2.3AF-100	100'	2	20"	208-240	4.5	3
2.3AF-150	150'	2	20"	208-240	4.5	3
2.3AF-200	200'	2	20"	208-240	4.5	3
2.3AF-250	250'	2	20"	208-240	4.5	3
2.3AF-300	300'	2	20"	208-240	4.5	3
2.3AF-400	400'	2	20"	208-240	4.5	3
2.3AF-50 (BTM SCR)	50'	2	20"	208-240	4.5	3
2.3AF-100 (BTM SCR)	100'	2	20"	208-240	4.5	3
2.3AF-150 (BTM SCR)	150'	2	20"	208-240	4.5	3
2.3AF-200 (BTM SCR)	200'	2	20"	208-240	4.5	3
2.3AF-250 (BTM SCR)	250'	2	20"	208-240	4.5	3
2.3AF-300 (BTM SCR)	300'	2	20"	208-240	4.5	3
2.3AF-400 (BTM SCR)	400'	2	20"	208-240	4.5	3

2 HP THREE PHASE W/CONTROL PANEL

Item #	Cord	HP	Depth	Volts	Amps	Phase
U2.3AF-50	50'	2	20"	208-240	4.5	3
U2.3AF-100	100'	2	20"	208-240	4.5	3
U2.3AF-150	150'	2	20"	208-240	4.5	3
U2.3AF-200	200'	2	20"	208-240	4.5	3
U2.3AF-250	250'	2	20"	208-240	4.5	3
U2.3AF-300	300'	2	20"	208-240	4.5	3
U2.3AF-400	400'	2	20"	208-240	4.5	3
U2.3AF-50 (BTM SCR)	50'	2	20"	208-240	4.5	3
U2.3AF-100 (BTM SCR)	100'	2	20"	208-240	4.5	3
U2.3AF-150 (BTM SCR)	150'	2	20"	208-240	4.5	3
U2.3AF-200 (BTM SCR)	200'	2	20"	208-240	4.5	3
U2.3AF-250 (BTM SCR)	250'	2	20"	208-240	4.5	3
U2.3AF-300 (BTM SCR)	300'	2	20"	208-240	4.5	3
U2.3AF-400 (BTM SCR)	400'	2	20"	208-240	4.5	3

KASCO 3.1AF 3 HP SURFACE AERATOR



Introduce more oxygen faster with 3.1AF Surface Aerators. The high-performance design of these aerators uses a single open propeller to create and push water droplets into the air allowing efficient transfer of oxygen to the water. Agitation and movement created by the process spreads the oxygenated water throughout the body of water. These units can operate in as little as 24 in. (.7M) of water. 3.1AF Surface Aerators are ideal for ponds/tanks with surface areas of about 3 acres. All units come with a float and three 50 ft. (15m) mooring lines. Optional bottom screens and/or control panels are also available.

3 HP SINGLE PHASE

Item #	Cord	HP	Depth	Volts	Amps	Phase
3.1AF-50	50'	3	24"	208-240	10.7	1
3.1AF-100	100'	3	24"	208-240	10.7	1
3.1AF-150	150'	3	24"	208-240	10.7	1
3.1AF-200	200'	3	24"	208-240	10.7	1
3.1AF-250	250'	3	24"	208-240	10.7	1
3.1AF-300	300'	3	24"	208-240	10.7	1
3.1AF-400	400'	3	24"	208-240	10.7	1
3.1AF-50 (BTM SCR)	50'	3	24"	208-240	10.7	1
3.1AF-100 (BTM SCR)	100'	3	24"	208-240	10.7	1
3.1AF-150 (BTM SCR)	150'	3	24"	208-240	10.7	1
3.1AF-200 (BTM SCR)	200'	3	24"	208-240	10.7	1
3.1AF-250 (BTM SCR)	250'	3	24"	208-240	10.7	1
3.1AF-300 (BTM SCR)	300'	3	24"	208-240	10.7	1
3.1AF-400 (BTM SCR)	400'	3	24"	208-240	10.7	1



KASCO 3.3AF 3 HP SURFACE AERATOR

Introduce more oxygen faster with 3.3AF Surface Aerators. The high-performance design of these aerators uses a single open propeller to create and push water droplets into the air allowing efficient transfer of oxygen to the water. Agitation and movement created by the process spreads the oxygenated water throughout the body of water. These units can operate in as little as 24 in. (.7M) of water. 3.3AF Surface Aerators are ideal for ponds/tanks with surface areas of about 3 acres. All units come with a float and three 50 ft. (15m) mooring lines. Optional bottom screens and/or control panels are also available.

3 HP THREE PHASE

Item #	Cord	HP	Depth	Volts	Amps	Phase
3.3AF-50	50'	3	24"	208-240	8.2	3
3.3AF-100	100'	3	24"	208-240	8.2	3
3.3AF-150	150'	3	24"	208-240	8.2	3
3.3AF-200	200'	3	24"	208-240	8.2	3
3.3AF-250	200'	3	24"	208-240	8.2	3
3.3AF-300	200'	3	24"	208-240	8.2	3
3.3AF-400	200'	3	24"	208-240	8.2	3
3.3AF-50 (BTM SCR)	50'	3	24"	208-240	8.2	3
3.3AF-100 (BTM SCR)	100'	3	24"	208-240	8.2	3
3.3AF-150 (BTM SCR)	150'	3	24"	208-240	8.2	3
3.3AF-200 (BTM SCR)	200'	3	24"	208-240	8.2	3
3.3AF-250 (BTM SCR)	250'	3	24"	208-240	8.2	3
3.3AF-300 (BTM SCR)	300'	3	24"	208-240	8.2	3
3.3AF-400 (BTM SCR)	400'	3	24"	208-240	8.2	3

3 HP THREE PHASE W/CONTROL PANEL

Item #	Cord	HP	Depth	Volts	Amps	Phase
U3.3AF-50	50'	3	24"	208-240	8.2	3
U3.3AF-100	100'	3	24"	208-240	8.2	3
U3.3AF-150	150'	3	24"	208-240	8.2	3
U3.3AF-200	200'	3	24"	208-240	8.2	3
U3.3AF-250	200'	3	24"	208-240	8.2	3
U3.3AF-300	200'	3	24"	208-240	8.2	3
U3.3AF-400	200'	3	24"	208-240	8.2	3
U3.3AF-50 (BTM SCR)	50'	3	24"	208-240	8.2	3
U3.3AF-100 (BTM SCR)	100'	3	24"	208-240	8.2	3
U3.3AF-150 (BTM SCR)	150'	3	24"	208-240	8.2	3
U3.3AF-200 (BTM SCR)	200'	3	24"	208-240	8.2	3
U3.3AF-250 (BTM SCR)	250'	3	24"	208-240	8.2	3
U3.3AF-300 (BTM SCR)	300'	3	24"	208-240	8.2	3
U3.3AF-400 (BTM SCR)	400'	3	24"	208-240	8.2	3



KASCO 5.1AF 5 HP SURFACE AERATOR

Introduce more oxygen faster with 5.1AF- Surface Aerators. The high-performance design of these aerators uses a single open propeller to create and push water droplets into the air allowing efficient transfer of oxygen to the water. Agitation and movement created by the process spreads the oxygenated water throughout the body of water. These units can operate in as little as 26 in. (.7m) of water. 5.1AF- Surface Aerators are ideal for ponds/tanks with surface areas of about 5 acres. All units come with a float and three 50 ft. mooring lines.

Item #	Cord	HP	Depth	Bottom Screen	Volts	Amps	Phase
5.1AF-100	100'	5	26"	No	240	18	1
5.1AF-150	150'	5	26"	No	240	18	1
5.1AF-200	200'	5	26"	No	240	18	1
5.1AF-250	250'	5	26"	No	240	18	1
5.1AF-300	300'	5	26"	No	240	18	1
5.1AF-400	400'	5	26"	No	240	18	1
5.1AF-100 (BTM SCR)	100'	5	26"	Yes	240	18	1
5.1AF-150 (BTM SCR)	150'	5	26"	Yes	240	18	1
5.1AF-200 (BTM SCR)	200'	5	26"	Yes	240	18	1
5.1AF-250 (BTM SCR)	250'	5	26"	Yes	240	18	1
5.1AF-300 (BTM SCR)	300'	5	26"	Yes	240	18	1
5.1AF-400 (BTM SCR)	400'	5	26"	Yes	240	18	1



KASCO

5.3A 5 HP SURFACE AERATOR

Introduce more oxygen faster with 5.3AF- Surface Aerators. The high-performance design of these aerators uses a single open propeller to create and push water droplets into the air allowing efficient transfer of oxygen to the water. Agitation and movement created by the process spreads the oxygenated water throughout the body of water. These units can operate in as little as 26 in. (.7m) of water. 5.3AF- Surface Aerators are ideal for ponds/tanks with surface areas of about 5 acres. All units come with a float and three 50 ft. mooring lines.

5 HP THREE PHASE

Item #	Cord	HP	Depth	Volts	Amps	Phase
5.3AF-100	100'	3	24"	240	18	3
5.3AF-150	150'	3	24"	240	18	3
5.3AF-200	200'	3	24"	240	18	3
5.3AF-250	250'	3	24"	240	18	3
5.3AF-300	300'	3	24"	240	18	3
5.3AF-400	400'	3	24"	240	18	3
5.3AF-100 (BTM SCR)	100'	3	24"	240	18	3
5.3AF-150 (BTM SCR)	150'	3	24"	240	18	3
5.3AF-200 (BTM SCR)	200'	3	24"	240	18	3
5.3AF-250 (BTM SCR)	250'	3	24"	240	18	3
5.3AF-300 (BTM SCR)	300'	3	24"	240	18	3
5.3AF-400 (BTM SCR)	400'	3	24"	240	18	3

5 HP THREE PHASE W/CONTROL PANEL

Item #	Cord	HP	Depth	Volts	Amps	Phase
U5.3AF-100	100'	3	24"	240	18	3
U5.3AF-150	150'	3	24"	240	18	3
U5.3AF-200	200'	3	24"	240	18	3
U5.3AF-250	250'	3	24"	240	18	3
U5.3AF-300	300'	3	24"	240	18	3
U5.3AF-400	400'	3	24"	240	18	3
U5.3AF-100 (BTM SCR)	100'	3	24"	240	18	3
U5.3AF-150 (BTM SCR)	150'	3	24"	240	18	3
U5.3AF-200 (BTM SCR)	200'	3	24"	240	18	3
U5.3AF-250 (BTM SCR)	250'	3	24"	240	18	3
U5.3AF-300 (BTM SCR)	300'	3	24"	240	18	3
U5.3AF-400 (BTM SCR)	400'	3	24"	240	18	3


Helpful Tips

Determining which surface aerator you need can be confusing with all of the sizes and cord lengths. Cord lengths is easy, just know the distance from your control box to the aerators. Be sure to take into account how much the cord will hang in the pond's water. Knowing the right horse power you need is pretty easy too. If you know what size your pond is, just look at the chart below to get the right size aerator for you.

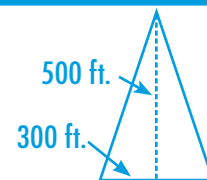
WHICH SURFACE AERATOR DO YOU NEED?

408 ft.
260 ft.

$260 \text{ ft} \times 408 \text{ ft} = 106,080 \text{ sq. ft.}$
 $106,080 \div 43,560 = 2.44 \text{ surface acres}$



$800 \text{ ft} \times 800 \text{ ft} = 640,000 \text{ sq. ft.}$
 $640,000 \div 547,390 = 1.17 \text{ surface acres}$



$(300 \text{ ft} \times 500 \text{ ft}) \div 2 = 75,000 \text{ sq. ft.}$
 $75,000 \div 43,560 = 1.72 \text{ surface acres}$

	1/2HP	3/4HP	1HP	2HP	3HP	5HP
Model Number	2400AF	3400AF	4400AF	8400AF / 2.3AF	3.2AF / 3.3AF	5.2AF / 5.3AF-
Min. Depth	15"	17.5"	19"	20"	24"	26"
Surface Acres	1/2 acre	3/4 acre	1 acre	2 acres	3 acres	5 acres
Cord Lengths	50' - 200'	100' - 400'	100' - 400'	100' - 400'	100' - 400'	100' - 400'
Volts	120V	120V / 240V	120V / 240V	240V	240V	240V
Phase	Single	Single	Single	Single / Three	Single / Three	Single / Three



C-95

KASCO CONTROL PANELS

Powered by any 12V deep cycle marine battery, the Portable De-Icer/Mixer can provide you with nearly 5 hours of continuous operation on a single 100 amp hour battery.

- Rugged: Durable finishes on all materials, internal auto-reset thermal overload protection, stainless steel motor shaft, sealed ball bearings, long life brushes, and mechanical seals
- Efficient: Up to 5 hours on a single, 100 amp hour deep cycle battery
- Two 20 ft. (6m) mooring lines included
- 1 year warranty

Item #	Unit Controlled	Description
125250	Fountain/Aerator	C-25: 24hr Timer, GFCI Protection, Photocell Outlet
176005	Fountain/Aerator	C-85: 24hr Timer w/2nd timer for lighting, for 240V units from 3/4 - 2 HP units
176090	Fountain/Aerator	C-95: 24hr Timer w/2nd timer for lighting, for 2 - 3 HP units
176210	Aerator	Single 24hr Timer for unit & lighting, hands-off auto switch, for 2-5 HP units
176200	Fountain/Aerator	Dual 24hr Timer for unit & lighting, hands-off auto switch, for 2-5 HP units
176204	Fountain/Aerator	Dual 24hr Timer for unit & lighting, hands-off auto switch, for 7.5 HP units
176332	Fountain/Aerator	CA-220: 3 Phase Control Panel, 20A, No Lights
176333	Fountain/Aerator	CA-230: 3 Phase Control Panel, 30A, No Lights

KASCO SURFACE AERATOR W/O FLOATS

The high-performance design of these aerators uses a single open propeller to create and push water droplets into the air allowing efficient transfer of oxygen to the water.

1/2 HP

Item #	Cord	HP	Depth	Btm Scr	Volts	Amps	Phase
2400A-25	25'	1/2	15"	No	120	5	1
2400A-50	50'	1/2	15"	No	120	5	1
2400A-100	100'	1/2	15"	No	120	5	1
2400A-150	150'	1/2	15"	No	120	5	1
2400A-200	200'	1/2	15"	No	120	5	1

3/4 HP

Item #	Cord	HP	Depth	Btm Scr	Volts	Amps	Phase
3400A-50	50'	3/4	18"	No	120	6.7	1
3400A-100	100'	3/4	18"	No	120	6.7	1
3400A-150	150'	3/4	18"	No	120	6.7	1
3400A-200	200'	3/4	18"	No	120	6.7	1
3400HA-50	50'	3/4	18"	No	208-240	3.4	1
3400HA-100	100'	3/4	18"	No	208-240	3.4	1
3400HA-150	150'	3/4	18"	No	208-240	3.4	1
3400HA-200	200'	3/4	18"	No	208-240	3.4	1
3400HA-250	250'	3/4	18"	No	208-240	3.4	1
3400HA-300	300'	3/4	18"	No	208-240	3.4	1
3400HA-400	400'	3/4	18"	No	208-240	3.4	1

1 HP

Item #	Cord	HP	Depth	Btm Scr	Volts	Amps	Phase
4400A-50	50'	1	19"	No	120	11.3	1
4400A-100	100'	1	19"	No	120	11.3	1
4400A-150	150'	1	19"	No	120	11.3	1
4400A-200	200'	1	19"	No	120	11.3	1
4400HA-50	50'	1	19"	No	208-240	5.7	1
4400HA-100	100'	1	19"	No	208-240	5.7	1
4400HA-150	150'	1	19"	No	208-240	5.7	1
4400HA-200	200'	1	19"	No	208-240	5.7	1
4400HA-250	250'	1	19"	No	208-240	5.7	1
4400HA-300	300'	1	19"	No	208-240	5.7	1
4400HA-400	400'	1	19"	No	208-240	5.7	1

2 HP SINGLE PHASE

Item #	Cord	HP	Depth	Btm Scr	Volts	Amps	Phase
8400A-50	50'	2	20"	No	208-240	9	1
8400A-100	100'	2	20"	No	208-240	9	1
8400A-150	150'	2	20"	No	208-240	9	1
8400A-200	200'	2	20"	No	208-240	9	1
8400A-250	250'	2	20"	No	208-240	9	1
8400A-300	300'	2	20"	No	208-240	9	1
8400A-400	400'	2	20"	No	208-240	9	1

2 HP THREE PHASE

Item #	Cord	HP	Depth	Btm Scr	Volts	Amps	Phase
2.3A-50	50'	2	20"	No	208-240	4.5	3
2.3A-100	100'	2	20"	No	208-240	4.5	3
2.3A-150	150'	2	20"	No	208-240	4.5	3
2.3A-200	200'	2	20"	No	208-240	4.5	3
2.3A-250	250'	2	20"	No	208-240	4.5	3
2.3A-300	300'	2	20"	No	208-240	4.5	3
2.3A-400	400'	2	20"	No	208-240	4.5	3

2 HP THREE PHASE W/CONTROL PANEL

Item #	Cord	HP	Depth	Btm Scr	Volts	Amps	Phase
U2.3A-50	50'	2	20"	No	208-240	4.5	3
U2.3A-100	100'	2	20"	No	208-240	4.5	3
U2.3A-150	150'	2	20"	No	208-240	4.5	3
U2.3A-200	200'	2	20"	No	208-240	4.5	3
U2.3A-250	250'	2	20"	No	208-240	4.5	3
U2.3A-300	300'	2	20"	No	208-240	4.5	3
U2.3A-400	400'	2	20"	No	208-240	4.5	3

3 HP SINGLE PHASE

Item #	Cord	HP	Depth	Btm Scr	Volts	Amps	Phase
3.1A-50	50'	3	24"	No	208-240	10.7	1
3.1A-100	100'	3	24"	No	208-240	10.7	1
3.1A-150	150'	3	24"	No	208-240	10.7	1
3.1A-200	200'	3	24"	No	208-240	10.7	1
3.1A-250	250'	3	24"	No	208-240	10.7	1
3.1A-300	300'	3	24"	No	208-240	10.7	1
3.1A-400	400'	3	24"	No	208-240	10.7	1

3 HP THREE PHASE W/CONTROL PANEL

Item #	Cord	HP	Depth	Btm Scr	Volts	Amps	Phase
3.3A-50	50'	3	24"	No	208-240	8.2	3
3.3A-100	100'	3	24"	No	208-240	8.2	3
3.3A-150	150'	3	24"	No	208-240	8.2	3
3.3A-200	200'	3	24"	No	208-240	8.2	3
3.3A-250	250'	3	24"	No	208-240	8.2	3
3.3A-300	300'	3	24"	No	208-240	8.2	3
3.3A-400	400'	3	24"	No	208-240	8.2	3

3 HP THREE PHASE

Item #	Cord	HP	Depth	Btm Scr	Volts	Amps	Phase
U3.3A-50	50'	3	24"	No	208-240	8.2	3
U3.3A-100	100'	3	24"	No	208-240	8.2	3
U3.3A-150	150'	3	24"	No	208-240	8.2	3
U3.3A-200	200'	3	24"	No	208-240	8.2	3
U3.3A-250	250'	3	24"	No	208-240	8.2	3
U3.3A-300	300'	3	24"	No	208-240	8.2	3
U3.3A-400	400'	3	24"	No	208-240	8.2	3

5 HP SINGLE PHASE


Item #	Cord	HP	Depth	Btm Scr	Volts	Amps	Phase
5.1A-100	100'	5	26"	No	240	18	1
5.1A-150	150'	5	26"	No	240	18	1
5.1A-200	200'	5	26"	No	240	18	1
5.1A-250	250'	5	26"	No	240	18	1
5.1A-300	300'	5	26"	No	240	18	1
5.1A-400	400'	5	26"	No	240	18	1

5 HP THREE PHASE W/CONTROL PANEL

Item #	Cord	HP	Depth	Btm Scr	Volts	Amps	Phase
5.3A-100	100'	5	26"	No	240	18	3
5.3A-150	150'	5	26"	No	240	18	3
5.3A-200	200'	5	26"	No	240	18	3
5.3A-250	250'	5	26"	No	240	18	3
5.3A-300	300'	5	26"	No	240	18	3
5.3A-400	400'	5	26"	No	240	18	3

5 HP THREE PHASE

Item #	Cord	HP	Depth	Btm Scr	Volts	Amps	Phase
U5.3A-100	100'	5	26"	No	240	18	3
U5.3A-150	150'	5	26"	No	240	18	3
U5.3A-200	200'	5	26"	No	240	18	3
U5.3A-250	250'	5	26"	No	240	18	3
U5.3A-300	300'	5	26"	No	240	18	3
U5.3A-400	400'	5	26"	No	240	18	3



KASCO 1/2 HP AQUATICLEAR CIRCULATOR

- Stainless steel external metal and hardware protected by sacrificial anode
- UV-resistant thermoplastic 2-blade propeller
- Clean Current (patent pending) composite prop guard
- 2 year warranty

COMPLETE PACKAGE INCLUDES

- Motor unit
- Float with mooring lines or mount kit
- UL, CSA & NEC approved underwater-rated cable
- Saltwater compatible

120V W/FLOAT

Item #	Cord	HP	Depth	Volts	Amps	Phase
2400CFM-25	25'	1/2	4'	120	5.4	1
2400CFM-50	50'	1/2	4'	120	5.4	1
2400CFM-100	100'	1/2	4'	120	5	1
2400CFM-150	150'	1/2	4'	120	5.4	1
2400CFM-200	200'	1/2	4'	120	5.4	1

120V W/DOCK MOUNT

Item #	Cord	HP	Depth	Volts	Amps	Phase
2400CDM-25	25'	1/2	4'	120	5.4	1
2400CDM-50	50'	1/2	4'	120	5.4	1
2400CDM-100	100'	1/2	4'	120	5.4	1
2400CDM-150	150'	1/2	4'	120	5.4	1
2400CDM-200	200'	1/2	4'	120	5.4	1



KASCO 3/4 HP AQUATICLEAR CIRCULATOR

- Stainless steel external metal and hardware protected by sacrificial anode
- UV-resistant thermoplastic 2-blade propeller
- Clean Current (patent pending) composite prop guard
- 2 year warranty

COMPLETE PACKAGE INCLUDES

- Motor unit
- Float with mooring lines or mount kit
- UL, CSA & NEC approved underwater-rated cable
- Saltwater compatible

120V W/FLOAT

Item #	Cord	HP	Depth	Volts	Amps	Phase
3400CFM-25	25'	3/4	4'	120	6.6	1
3400CFM-50	50'	3/4	4'	120	6.6	1
3400CFM-100	100'	3/4	4'	120	6.6	1
3400CFM-150	150'	3/4	4'	120	6.6	1
3400CFM-200	200'	3/4	4'	120	6.6	1

120V W/DOCK MOUNT

Item #	Cord	HP	Depth	Volts	Amps	Phase
3400CDM-25	25'	3/4	4'	120	6.6	1
3400CDM-50	50'	3/4	4'	120	6.6	1
3400CDM-100	100'	3/4	4'	120	6.6	1
3400CDM-150	150'	3/4	4'	120	6.6	1
3400CDM-200	200'	3/4	4'	120	6.6	1

240V W/FLOAT

Item #	Cord	HP	Depth	Volts	Amps	Phase
3400HCFM-50	50'	3/4	4'	240	3.1	1
3400HCFM-100	100'	3/4	4'	240	3.1	1
3400HCFM-150	150'	3/4	4'	240	3.1	1
3400HCFM-200	200'	3/4	4'	240	3.1	1
3400HCFM-250	250'	3/4	4'	240	3.4	1
3400HCFM-300	300'	3/4	4'	240	3.1	1
3400HCFM-400	400'	3/4	4'	240	3.1	1

240V W/DOCK MOUNT

Item #	Cord	HP	Depth	Volts	Amps	Phase
3400HCDM-50	50'	3/4	4'	240	3.1	1
3400HCDM-100	100'	3/4	4'	240	3.1	1
3400HCDM-150	150'	3/4	4'	240	3.1	1
3400HCDM-200	200'	3/4	4'	240	3.1	1
3400HCDM-250	250'	3/4	4'	240	3.1	1
3400HCDM-300	300'	3/4	4'	240	3.1	1
3400HCDM-400	400'	3/4	4'	240	3.1	1



KASCO 1 HP AQUATICLEAR CIRCULATOR

- Stainless steel external metal and hardware protected by sacrificial anode
- UV-resistant thermoplastic 2-blade propeller
- Clean Current (patent pending) composite prop guard
- 2 year warranty

COMPLETE PACKAGE INCLUDES

- Motor unit
- Float with mooring lines or mount kit
- UL, CSA & NEC approved underwater-rated cable
- Saltwater compatible

120V W/FLOAT

Item #	Cord	HP	Depth	Volts	Amps	Phase
4400CFM-50	50'	1	4'	120	9.1	1
4400CFM-100	100'	1	4'	120	9.1	1
4400CFM-150	150'	1	4'	120	9.1	1
4400CFM-200	200'	1	4'	120	9.1	1

120V W/DOCK MOUNT

Item #	Cord	HP	Depth	Volts	Amps	Phase
4400CDM-50	50'	1	4'	120	9.1	1
4400CDM-100	100'	1	4'	120	9.1	1
4400CDM-150	150'	1	4'	120	9.1	1
4400CDM-200	200'	1	4'	120	9.1	1

240V W/FLOAT

Item #	Cord	HP	Depth	Volts	Amps	Phase
4400HCFM-50	50'	1	4'	240	4.5	1
4400HCFM-100	100'	1	4'	240	4.5	1
4400HCFM-150	150'	1	4'	240	4.5	1
4400HCFM-200	200'	1	4'	240	4.5	1
4400HCFM-250	250'	1	4'	240	4.5	1
4400HCFM-300	300'	1	4'	240	4.5	1
4400HCFM-400	400'	1	4'	240	4.5	1

240V W/DOCK MOUNT

Item #	Cord	HP	Depth	Volts	Amps	Phase
4400HCDM-50	50'	1	4'	240	4.5	1
4400HCDM-100	100'	1	4'	240	4.5	1
4400HCDM-150	150'	1	4'	240	4.5	1
4400HCDM-200	200'	1	4'	240	4.5	1
4400HCDM-250	250'	1	4'	240	4.5	1
4400HCDM-300	300'	1	4'	240	4.5	1
4400HCDM-400	400'	1	4'	240	4.5	1



KASCO MARINE DOCK MOUNT

- Complete 300 series stainless steel construction
- Multiple angling options for upper and lower mount elements
- User supplies 1" pipe, up to 10' long

Item #	Description
243485	Universal Dock Mount (1/2, 3/4 & 1 hp)
243484	Industrial Dock Mount (1 hp deeper than 5')

KASCO MARINE HORIZONTAL FLOAT



- Single-piece float
- UV-resistant linear low-density polyethylene
- 300 series stainless steel hardware included
- Three 50' braided nylon mooring ropes provided

Item #
213001

LAKEMASTER AERATION SYSTEM

The LakeMaster Aeration System is designed to aerate lakes up to 4 surface acres. The LakeMaster systems offers a powerful 1/2 horsepower compressors capable of delivering 5.8 cubic feet of air per minute to our bottom diffusers.

- 1/2 HP Compressor (115V)
- 1/2" Airline
- Heavy-Duty Diffusers
- Quiet

Item #	Description	Compressor	Airline	Diffusers	Pond Size	CFM	Volts	Cabinet Size
LM-1	LAKEMASTER 1	1/2 hp	100'	1	up to 4 acres	5.8	115	14" x 14" x 16"
LM-2	LAKEMASTER 2	1/2 hp	200'	2	up to 4 acres	5.8	115	14" x 14" x 16"
LM-3	LAKEMASTER 3	1/2 hp	300'	3	up to 4 acres	5.8	115	14" x 14" x 16"
LM-4	LAKEMASTER 4	1/2 hp	400'	4	up to 4 acres	5.8	115	14" x 14" x 16"

KEETON PROLAKE1 SUB SURFACE AERATION SYSTEMS

ProLake1 aeration systems offer rugged durability with sleek, user friendly design for small ponds and lakes. ProLake1 aeration systems feature a no fade or chip, sound-deadening cabinet that surrounds power-packed 1/2 HP compressors, pressure gage and multi-feature timer. Each unit comes complete with a 4-port manifold making it easy to expand your system economically.

Kits includes:

- 1/2 HP Compressor (115V)
- Programmable Timer
- Sound Deadening Cabinet
- Duraplate Diffusers
- Alpine Weighted Airline
- 4 Valve Brushed Aluminum Manifold

Item #	Description	Compressor	Airline	Diffusers	Pond Size	CFM	Volts	Cabinet Size
PL-1CAB	ProLake 1 Cabnet Only	1/2 hp	—	—	1 - 4 acres	5.3	115	18" x 16" x 21"
PL-1CAB/230	ProLake 1 Cabnet Only	1/2 hp	—	—	1 - 4 acres	5.3	230	18" x 16" x 21"
PL-1.1	ProLake 1	1/2 hp	—	1	up to 1 acre	5.3	115	18" x 16" x 21"
PL-1.1/230	ProLake 1	1/2 hp	—	1	up to 1 acre	5.3	230	18" x 16" x 21"
PL-1.1T	ProLake 1 Kit	1/2 hp	100'	1	up to 1 acre	5.3	115	18" x 16" x 21"
PL-1.1T/230+	ProLake 1 Kit	1/2 hp	100'	1	up to 1 acre	5.3	230	18" x 16" x 21"
PL-1.2	ProLake 1	1/2 hp	—	2	up to 2 acre	5.3	115	18" x 16" x 21"
PL-1.2/230+	ProLake 1	1/2 hp	—	2	up to 2 acre	5.3	230	18" x 16" x 21"
PL-1.2T	ProLake 1 Kit	1/2 hp	200'	2	up to 2 acre	5.3	115	18" x 16" x 21"
PL-1.2T/230+	ProLake 1 Kit	1/2 hp	200'	2	up to 2 acre	5.3	230	18" x 16" x 21"
PL-1.3	ProLake 1	1/2 hp	—	3	up to 3 acre	5.3	115	18" x 16" x 21"
PL-1.3/230+	ProLake 1	1/2 hp	—	3	up to 3 acre	5.3	230	18" x 16" x 21"
PL-1.3T	ProLake 1 Kit	1/2 hp	300'	3	up to 3 acre	5.3	115	18" x 16" x 21"
PL-1.3T/230+	ProLake 1 Kit	1/2 hp	300'	3	up to 3 acre	5.3	230	18" x 16" x 21"
PL-1.4	ProLake 1	1/2 hp	—	4	up to 4 acre	5.3	115	18" x 16" x 21"
PL-1.4/230+	ProLake 1	1/2 hp	—	4	up to 4 acre	5.3	230	18" x 16" x 21"
PL-1.4T	ProLake 1 Kit	1/2 hp	400'	4	up to 4 acre	5.3	115	18" x 16" x 21"
PL-1.4T/230+	ProLake 1 Kit	1/2 hp	400'	4	up to 4 acre	5.3	230	18" x 16" x 21"



KEETON PROLAKE2 SUB SURFACE AERATION SYSTEM

ProLake2 Aeration Systems are designed to clean and clear medium-size ponds and lakes measuring up to 10 surface acres. ProLake2 systems offer two powerful ½ horsepower compressors capable of delivering 10 cubic feet of air per minute to our non-clogging, self-cleaning Duraplate diffusers. We top it all off with high volume cooling blowers, a programmable timer and fully adjustable, brushed aluminum manifolds. All housed in a durable, sound-deadening cabinet.

Includes:

- (2) 1/2 HP Compressor (115V or 230V)
- Programmable Timer
- Sound Deadening Cabinet
- Duraplate Diffusers
- (2) 4 Valve Brushed Aluminum Manifold

Item #	Description	Compressor	Airline	Diffusers	Pond Size	CFM	Volts	Cabinet Size
PL-2CAB	ProLake 2 Cabinet Only	(2) 1/2 hp	—	—	5 - 8 acres	(2) 5.3	115	20" x 24" x 27"
PL-2CAB/230	ProLake 2 Cabinet Only	(2) 1/2 hp	—	—	5 - 8 acres	(2) 5.3	230	20" x 24" x 27"
PL-2.4	ProLake 2	(2) 1/2 hp	—	4	up to 5 acres	(2) 5.3	115	20" x 24" x 27"
PL-2.4/230	ProLake 2	(2) 1/2 hp	—	4	up to 5 acres	(2) 5.3	230	20" x 24" x 27"
PL-2.6	ProLake 2	(2) 1/2 hp	—	6	up to 6 acres	(2) 5.3	115	20" x 24" x 27"
PL-2.6/230	ProLake 2	(2) 1/2 hp	—	6	up to 6 acres	(2) 5.3	230	20" x 24" x 27"
PL-2.8	ProLake 2	(2) 1/2 hp	—	8	up to 8 acres	(2) 5.3	115	20" x 24" x 27"
PL-2.8/230	ProLake 2	(2) 1/2 hp	—	8	up to 8 acres	(2) 5.3	230	20" x 24" x 27"



KEETON PROLAKE3 SUB SURFACE AERATION SYSTEM

ProLake3 Aeration Systems are designed to clean and clear smaller ponds and lakes measuring up to 25 surface acres. ProLake3 systems offer three powerful ½ horsepower compressors capable of delivering 15.9 cubic feet of air per minute to our non-clogging, self-cleaning Duraplate diffusers. We top it all off with high volume cooling blowers, brushed aluminum manifolds and multi-feature timer. All housed in a durable, sound-deadening cabinet backed by a lifetime warranty. The result is a high-end, energy efficient aeration system that will keep your pond clean and problem free for many years to come.

Includes:

- (3) 1/2 HP Compressor (115V or 230V)
- Programmable Timer
- Sound Deadening Cabinet
- Duraplate Diffusers
- (3) 4 Valve Brushed Aluminum Manifold

Item #	Description	Compressor	Airline	Diffusers	Pond Size	CFM	Volts	Cabinet Size
PL-3CAB	ProLake3 Cabinet Only	(3) 1/2 hp	—	—	9 - 12 acres	(3) 5.3	115	20" x 36" x 27"
PL-3CAB/230	ProLake3 Cabinet Only	(3) 1/2 hp	—	—	9 - 12 acres	(3) 5.3	230	20" x 36" x 27"
PL-3.9	ProLake3	(3) 1/2 hp	—	9	up to 9 acres	(3) 5.3	115	20" x 36" x 27"
PL-3.9/230	ProLake3	(3) 1/2 hp	—	9	up to 9 acres	(3) 5.3	230	20" x 36" x 27"
PL-3.10	ProLake3	(3) 1/2 hp	—	10	up to 10 acres	(3) 5.3	115	20" x 36" x 27"
PL-3.10/230	ProLake3	(3) 1/2 hp	—	10	up to 10 acres	(3) 5.3	230	20" x 36" x 27"
PL-3.11	ProLake3	(3) 1/2 hp	—	11	up to 11 acres	(3) 5.3	115	20" x 36" x 27"
PL-3.11/230	ProLake3	(3) 1/2 hp	—	11	up to 11 acres	(3) 5.3	230	20" x 36" x 27"
PL-3.12	ProLake3	(3) 1/2 hp	—	12	up to 12 acres	(3) 5.3	115	20" x 36" x 27"
PL-3.12/230	ProLake3	(3) 1/2 hp	—	12	up to 12 acres	(3) 5.3	230	20" x 36" x 27"



KEETON PROLAKE4 SUB SURFACE AERATION SYSTEM

ProLake4 aeration systems offer rugged durability with sleek, user friendly design for large ponds and lakes. Features a no fade or chip, sound-deadening cabinet that surrounds FOUR power-packed ½ HP compressors, pressure gage and multi-feature timer. Competing brands require several cabinets for larger applications, with ProLake4 systems you only need one, which keeps your pond-side clutter free.

Includes:

- (4) 1/2 HP Compressor (115V or 230V)
- Programmable Timer
- Sound Deadening Cabinet
- Duraplate Diffusers
- (4) 4 Valve Brushed Aluminum Manifold

Item #	Description	Compressor	Airline	Diffusers	Pond Size	CFM	Volts	Cabinet Size
PL-4CAB	ProLake4 Cabinet Only	(4) 1/2 hp	—	—	13 - 16 acres	(4) 5.3	115	20" x 36" x 27"
PL-4CAB/230	ProLake4 Cabinet Only	(4) 1/2 hp	—	—	13 - 16 acres	(4) 5.3	230	20" x 36" x 27"
PL-4.13	ProLake4	(4) 1/2 hp	—	12	up to 13 acres	(4) 5.3	115	20" x 36" x 27"
PL-4.13/230	ProLake4	(4) 1/2 hp	—	12	up to 13 acres	(4) 5.3	230	20" x 36" x 27"
PL-4.14	ProLake4	(4) 1/2 hp	—	14	up to 14 acres	(4) 5.3	115	20" x 36" x 27"
PL-4.14/230	ProLake4	(4) 1/2 hp	—	14	up to 14 acres	(4) 5.3	230	20" x 36" x 27"
PL-4.15	ProLake4	(4) 1/2 hp	—	15	up to 15 acres	(4) 5.3	115	20" x 36" x 27"
PL-4.15/230	ProLake4	(4) 1/2 hp	—	15	up to 15 acres	(4) 5.3	230	20" x 36" x 27"
PL-4.16	ProLake4	(4) 1/2 hp	—	16	up to 16 acres	(4) 5.3	115	20" x 36" x 27"
PL-4.16/230	ProLake4	(4) 1/2 hp	—	16	up to 16 acres	(4) 5.3	230	20" x 36" x 27"



KEETON SOLAER SOLAR SUB SURFACE AERATION SYSTEM

The Keeton Industries Solaer series of solar powered lake bed aeration systems are the ideal choice for remote ponds and lakes where power is not available or solar is preferred.

Kit includes:

- Average 20 Hours Of Run Time Day And Night
- Durable, Sound-Deadening Cabinet
- EcoFlow 24V Compressor
- Programmable Digital Timer
- Robust 24V High Efficiency Solar Panel
- 37 CFM Cooling Fan
- Duraplate Diffuser
- Two Valve, Brushed Aluminum, Adjustable Manifold
- Rugged, Long-Life Batteries

Item #	Description	Compressor	Airline	Diffusers	Pond Size	CFM	Volts	Cabinet Size
SB-12CAB	Solaer1 Cabinet Only	1/2 hp	—	—	up to 1 acre	up to 2.0	24	28" x 20" x 24"
SB-1.1	Solaer1	1/2 hp	—	1	up to 1 acre	up to 2.0	24	28" x 20" x 24"
SB-1.1T	Solaer1 Kit	1/2 hp	100'	1	up to 1 acre	up to 2.0	24	28" x 20" x 24"
SB-1.2	Solaer1	1/2 hp	—	2	up to 1 acre	up to 2.0	24	28" x 20" x 24"
SB-1.2T	Solaer1 Kit	1/2 hp	200'	2	up to 1 acre	up to 2.0	24	28" x 20" x 24"
SB-23CAB	Solaer1 Cabinet Only	1/2 hp	—	—	up to 3 acres	up to 2.0	24	40" x 24" x 24"
SB-2.3	Solaer1	1/2 hp	—	3	up to 3 acres	up to 2.0	24	40" x 24" x 24"
SB-2.3T	Solaer1 Kit	1/2 hp	300'	3	up to 3 acres	up to 2.0	24	40" x 24" x 24"
SB-2.4	Solaer1	1/2 hp	—	4	up to 4 acres	up to 2.0	24	40" x 24" x 24"
SB-2.4T	Solaer1 Kit	1/2 hp	400'	4	up to 4 acres	up to 2.0	24	40" x 24" x 24"

KEETON SUB SURFACE AERATION ACCESSORIES

Item #	Description
AL12100	1/2" x 100' Airline
87R640	Quietline Compressor Rebuild Kit
SBR-K	Solaer Compressor Rebuild Kit
AC393	Air Filter (Pre-2019)
10684	Air Filter (2019 Compressors)

Item #	Description
B344A	Solaer Replacement Filter Felt
APS	Small Aeration Pad - 24" x 24" x 3"
APM	Medium Aeration Pad - 30" x 30" x 3"
APL	Large Aeration Pad - 30" x 42" x 3"





KASCO MARINE ROBUST-AIRE AERATION SYSTEM

Robust-Aire diffusers are the most efficient on the market and create more water flow to aerate up to a maximum depth of 40'. Diffusers are designed to provide a fine air bubble with the least amount of pressure. The base is made of durable plastic and an open port allows filling with gravel to settle. It has a raised design that keeps the diffusers performing at an optimal level.

Teich-Aire Compressor Includes

- Air filter assembly
- 40 PSI pre-set pressure relief valve
- Brass outlet air elbow
- Ramped valve plates to allow starting under load
- 6' power cord
- 1/2 HP double piston compressors & 1/4 HP single piston compressors


Post Mount Cabinet

- A single cooling fan provides 110 CFM ventilation
- Compressor is mounted in the keyed, lockable cabinet
- Dimensions are 19" x 12" x 12"H

Large Base Mount

- Compressor is mounted in the keyed, lockable cabinet
- Cooling fans provide 110 CFM per compressor
- Dimensions are 22" x 17" x 19"H

Item #	RA1	RA2	RA3	RA4	RA5	RA6
Surface Acres	1.5 Surface Acres	3 Surface Acres	4.5 Surface Acres	8 Surface Acres	10 Surface Acres	11 Surface Acres
Max Depth	50' Deep	50' Deep	50' Deep	50' Deep	50' Deep	60' Deep



BASE MOUNT CABINET

RA1

120V
2.5 Amps

RAH1

208-240V
1.2 Amps

(1) Diffuser Assembly
(100') 3/8" Tubing
(1) KM-60 Compressor: 1/4 HP
CFM@10 psi: 3.2

RA2

120V
2.5 Amps

RAH2

208-240V
1.2 Amps

(2) Diffuser Assembly
(200') 3/8" Tubing
(1) KM-60 Compressor: 1/4 HP
CFM@10 psi: 3.2

RA3

120V
2.5 Amps

RAH3

208-240V
1.2 Amps

(3) Diffuser Assembly
(300') 3/8" Tubing
(1) KM-120 Compressor: 1/2 HP
CFM@10 psi: 4.8

RA4

120V
5.1 Amps

RAH4

208-240V
2.6 Amps

(4) Diffuser Assembly
Tubing Sold Separately
(2) KM-60 Compressor: 1/4 HP
CFM@10 psi: 6.4

RA5

120V
2.5 Amps

RAH5

208-240V
2.9 Amps

(5) Diffuser Assembly
Tubing Sold Separately
(1) KM-60 Compressor: 1/4 HP
(1) KM-120 Compressor: 1/2 HP
CFM@10 psi: 8

RA6

120V
7 Amps

RAH6

208-240V
2.9 Amps

(6) Diffuser Assembly
Tubing Sold Separately
(2) KM-120 Compressor: 1/2 HP
CFM@10 psi: 9.6

NO CABINET

RA1-NC

120V
2.5 Amps

RAH1-NC

208-240V
1.2 Amps

(1) Diffuser Assembly
(100') 3/8" Tubing
(1) KM-60 Compressor: 1/4 HP
CFM@10 psi: 3.2

RA2-NC

120V
2.5 Amps

RAH2-NC

208-240V
1.2 Amps

(2) Diffuser Assembly
(200') 3/8" Tubing
(1) KM-60 Compressor: 1/4 HP
CFM@10 psi: 3.2

RA3-NC

120V
3.5 Amps

RAH3-NC

208-240V
1.6 Amps

(3) Diffuser Assembly
(300') 3/8" Tubing
(1) KM-120 Compressor: 1/2 HP
CFM@10 psi: 4.8

POST MOUNT CABINET

RA1-PM

120V
2.5 Amps

RAH1-PM

208-240V
1.2 Amps

(1) Diffuser Assembly
(100') 3/8" Tubing
(1) KM-60 Compressor: 1/4 HP
CFM@10 psi: 3.2

RA2-PM

120V
2.5 Amps

RAH2-PM

208-240V
1.2 Amps

(2) Diffuser Assembly
(200') 3/8" Tubing
(1) KM-60 Compressor: 1/4 HP
CFM@10 psi: 3.2

RA3-PM

120V
2.5 Amps

RAH3-PM

208-240V
1.2 Amps

(3) Diffuser Assembly
(300') 3/8" Tubing
(1) KM-120 Compressor: 1/2 HP
CFM@10 psi: 4.8




KASCO MARINE ROBUST-AIRE AERATION SYSTEM W/REMOTE MANIFOLD

NC = No Cabinet DP = Double Piston
PM = Post Mount Cabinet RM = Remote Manifold
= Base Mount Cabinet

The base is made of durable plastic and an open port allows filling with gravel to settle. It has a raised design that keeps the diffusers performing at an optimal level. Each system comes with 100' of 3/8" tubing per diffuser.

Item #	RA1	RA2	RA3	RA4	RA5	RA6
Surface Acres	1.5 Surface Acres	3 Surface Acres	4.5 Surface Acres	8 Surface Acres	10 Surface Acres	11 Surface Acres
Max Depth	50' Deep	50' Deep	50' Deep	50' Deep	50' Deep	60' Deep



BASE MOUNT CABINET

RA1-RM

120V
2.5 Amps

RAH1-RM

208-240V
1.2 Amps

(1) Diffuser Assembly
(100') 3/8" Tubing
(1) KM-60 Compressor: 1/4 HP
CFM@10 psi: 3.2

RA2-RM

120V
2.5 Amps

RAH2-RM

208-240V
1.2 Amps

(2) Diffuser Assembly
(200') 3/8" Tubing
(1) KM-60 Compressor: 1/4 HP
CFM@10 psi: 3.2

RA3-RM

120V
2.5 Amps

RAH3-RM

208-240V
1.2 Amps

(3) Diffuser Assembly
(300') 3/8" Tubing
(1) KM-120 Compressor: 1/2 HP
CFM@10 psi: 4.8

RA4-RM

120V
5.1 Amps

RAH4-RM

208-240V
2.6 Amps

(4) Diffuser Assembly
Tubing Sold Separately
(2) KM-60 Compressor: 1/4 HP
CFM@10 psi: 6.4

RA5-RM

120V
2.5 Amps

RAH5-RM

208-240V
2.9 Amps

(5) Diffuser Assembly
Tubing Sold Separately
(1) KM-60 Compressor: 1/4 HP
(1) KM-120 Compressor: 1/2 HP
CFM@10 psi: 8

RA6-RM

120V
7 Amps

RAH6-RM

208-240V
2.9 Amps

(6) Diffuser Assembly
Tubing Sold Separately
(2) KM-120 Compressor: 1/2 HP
CFM@10 psi: 9.6

NO CABINET POST MOUNT CABINET

RA1-NC-RM RAH1-NC-RM

120V 208-240V
2.5 Amps 1.2 Amps

(1) Diffuser Assembly
(100') 3/8" Tubing
(1) KM-60 Compressor: 1/4 HP
CFM@10 psi: 3.2

RA2-NC-RM RAH2-NC-RM

120V 208-240V
2.5 Amps 1.2 Amps

(2) Diffuser Assembly
(200') 3/8" Tubing
(1) KM-60 Compressor: 1/4 HP
CFM@10 psi: 3.2

RA3-NC-RM RAH3-NC-RM

120V 208-240V
3.5 Amps 1.6 Amps

(3) Diffuser Assembly
(300') 3/8" Tubing
(1) KM-120 Compressor: 1/2 HP
CFM@10 psi: 4.8

RA1-PM-RM RAH1-PM-RM

120V 208-240V
2.5 Amps 1.2 Amps

(1) Diffuser Assembly
(100') 3/8" Tubing
(1) KM-60 Compressor: 1/4 HP
CFM@10 psi: 3.2

RA2-PM-RM RAH2-PM-RM

120V 208-240V
2.5 Amps 1.2 Amps

(2) Diffuser Assembly
(200') 3/8" Tubing
(1) KM-60 Compressor: 1/4 HP
CFM@10 psi: 3.2

RA3-PM-RM RAH3-PM-RM

120V 208-240V
2.5 Amps 1.2 Amps

(3) Diffuser Assembly
(300') 3/8" Tubing
(1) KM-120 Compressor: 1/2 HP
CFM@10 psi: 4.8



KASCO MARINE ROBUST-AIRE AERATION SYSTEM XL

The base is made of durable plastic and an open port allows filling with gravel to settle. It has a raised design that keeps the diffusers performing at an optimal level. Each system comes with 100' of 3/8" tubing per diffuser.

BASE CABINET

RA4XL

120V
2.5 Amps

RAH4XL

208-240V
1.2 Amps

(3) Diffuser Assembly
Tubing Sold Separately
(1) KM-120 Compressor: 1/2 HP
CFM@10 psi: 4.8

BASE CABINET

RA5XL

120V
2.5 Amps

RAH5XL

208-240V
1.2 Amps

(3) Diffuser Assembly
Tubing Sold Separately
(1) KM-120 Compressor: 1/2 HP
CFM@10 psi: 4.8

BASE CABINET

RA6XL

120V
2.5 Amps

RAH6XL

208-240V
1.2 Amps

(3) Diffuser Assembly
Tubing Sold Separately
(1) KM-120 Compressor: 1/2 HP
CFM@10 psi: 4.8

KASCO MARINE ROBUST-AIRE AERATION SYSTEM ACCESSORIES

Item #	Description
772100	Robust-Aire Diffuser Assembly
773380	SureSink Tubing Kit - 3/8" ID - 100' Cord
773580	SureSink Tubing Kit - 5/8" ID - 100' Cord
773385	SureSink Tubing Kit - 3/8" ID - 500' Cord
773585	SureSink Tubing Kit - 5/8" ID - 500' Cord
KM-60C	Teich-Aire Compressor for Pressure Application - 1/4 hp - 115V

Item #	Description
KM-60HC	Teich-Aire Compressor for Pressure Application - 1/4 hp - 230V
KM-120C	Teich-Aire Compressor for Pressure Application - 1/2 hp - 115V
KM-120HC	Teich-Aire Compressor for Pressure Application - 1/2 hp - 230V
KM-200C	Teich-Aire Compressor for Pressure Application - 3/4 hp - 115V
KM-200HC	Teich-Aire Compressor for Pressure Application - 3/4 hp - 230V



KASCO MARINE SOLAR PRODUCTS

Capitalize on the unbeatable strength of Kasco products driven by the sun. This smart technology is easy to use and more powerful than anything on the market. Whether your application resides in a remote location, or you're looking to make an impact on the environment, Kasco now offers a solar solution. Designed for use in applications spanning from farm ponds to harsh industrial environments, the Kasco Solar Solution is dependable and requires minimal maintenance. These patented controllers are available in solar only and solar + grid blender options. They are an all-in-one inverter and Variable Frequency Drive with maximum power point tracking designed to utilize the most solar power available.

Each System Includes:

- Kasco Surface Aerator, Fountain or Robust-Aire package
- PicoCell 3500 Control Panel or PicoBlender 2500 Control Panel
- 1 high or 2 high post driven ground mount
- Solar Panels
- Panel racking system
- Solar panel connector cables
- DC disconnect

(C) Solar Power Only Controller

Solar only systems use solar energy to maximize operation during daylight hours. In partial sun light (morning and afternoon) the system will run at reduced speed extending the daily run time. These packages include the PicoCell 3500 Control Panel.

(B) Solar + Power Grid Blender Controller

These systems utilize solar power during the day and grid power at night to provide 24/7 performance. These packages include the PicoBlender 2500 Control Panel.

PicoCell (C) & PicoBlender (B)

Item #	Kasco Product	HP/System	Volts	Solar Panels
SOL4P(C OR B)-2400AF	Surface Aerator	1/2	120	4
SOL4P(C OR B)-2400VFX	VFX Fountain	1/2	120	4
SOL6P(C OR B)-3400AF	Surface Fountain	3/4	120	6
SOL6P(C OR B)-3400VFX	VFX Fountain	3/4	120	6
SOL6P(C OR B)-3400JF	J Series Fountain	3/4	120	6
SOL8P(C OR B)-4400HAF	Surface Fountain	1	208-240	8
SOL8P(C OR B)-4400HVFX	VFX Fountain	1	208-240	8
SOL8P(C OR B)-4400HJF	J Series Fountain	1	208-240	8
SOL8P(C OR B)-2.3AF	Surface Fountain	2	208-240	8
SOL8P(C OR B)-2.3VFX	VFX Fountain	2	208-240	8
SOL8P(C OR B)-2.3JF	J Series Fountain	2	208-240	8

ROBUST-AIRE PACKAGES (Cord Lengths Above Do Not Apply)

SOL4P(C OR B)-RA1-PM	Robust-Aire	RA1-PM	120	4
SOL4P(C OR B)-RA2-PM	Robust-Aire	RA2-PM	120	4
SOL4P(C OR B)-RA3-PM	Robust-Aire	RA3-PM	120	4

AIRMAX SHALLOW WATER AERATION SYSTEMS

Our Shallow Water Series™ Aeration Systems provide multiple plates to provide evenly distributed aeration in shallow water applications without forcing customers into large cost-prohibitive aeration units. Designed specifically for use in shallow water, our Shallow Water Series™ Aeration Systems aerate ponds up to 1/2 surface acre at 6' deep.



SW20 Includes:

- (2) ProAir™2 Weighted Diffusers
- Airmax® Composite Cabinet
- High Efficiency LR25 SilentAir™ Linear Diaphragm Compressor
- Choice of 200' 3/8" EasySet™ Airline or No Airline

SW40 Includes:

- (4) ProAir™2 Weighted Diffusers
- Airmax® Composite Cabinet
- High Efficiency LR50 SilentAir™ Linear Diaphragm Compressor
- Choice of 400' 3/8" EasySet™ Airline or No Airline

Item #	Model	Airline	Diffusers	Depth	Max CFM	Volts	Amps
600801	SW20	N/A	2	1/4 acre @ 6'	2.5	115	0.6
600803	SW20	200'	2	1/4 acre @ 6'	2.5	115	0.6
600811	SW40	N/A	4	1/2 acre @ 6'	4.9	115	1.1
600813	SW40	400'	4	1/2 acre @ 6'	4.9	115	1.1

AIRMAX POND SERIES AERATION SYSTEMS

Our most popular aeration systems, the PondSeries™ Aeration Systems are powerful enough to aerate ponds up to 8 acres and can be adapted to fit uniquely shaped ponds for maximum aeration. Diverse PondSeries™ systems make aeration a breeze. Our single plate PS10 system is excellent for smaller or regularly shaped ponds while the 8 plate PS80 tackles larger water bodies up to 8 acres, or ponds with an irregular shape that require precision plate placement for even circulation. All PondSeries™ Systems are designed to aerate pond up to 21' deep, but can aerate up to 50' deep when a Deep Water Kit (sold separately) is added.



PondSeries Systems Includes

- ProAir™4 Weighted Diffuser
- Airmax® Composite Cabinet
- HP SilentAir™ Rocking Piston Compressor
- Choice of No Airline or 300' of 3/8" EasySet™ Weighted Airline

Item #	Model	Airline	Diffusers	CFM	Amps
600821	PS10	N/A	2	2.3	1.6
600822	PS10	100'	2	2.3	1.6
600831	PS20	N/A	4	4.7	4.1
600832	PS20	200'	4	4.7	4.1
600841	PS30	N/A	2	4.7	4.1
600842	PS30	300'	2	4.7	4.1
600851	PS40	N/A	4	5.8	5.3
600855	PS40	400'	4	5.8	5.3

Item #	Model	Airline	Diffusers	CFM	Amps
600824	PS10	N/A	2	2.3	0.8
600825	PS10	100'	2	2.3	0.8
600834	PS20	N/A	4	4.7	2.1
600835	PS20	200'	4	4.7	2.1
600845	PS30	N/A	2	4.7	2.1
600846	PS30	300'	2	4.7	2.1
600857	PS40	N/A	4	5.8	2.7
600858	PS40	400'	4	5.8	2.7

ATLANTIC SHALLOW WATER AERATION SYSTEMS

Shallow Water Aeration systems combine all of the components you need to aerate ponds and lakes up to 7' deep and a half acre in surface area. Complete systems include Aeration Cabinet Assemblies with all subcomponents pre-installed, Shallow Water Diffusers, Weighted Tubing and all necessary fittings.



Item #	Diffusers	Airline	CFM	LPM	Watts	Volts	Amps	Pond Size
TPS200S	2	200'	3.9	110	112	115	0.9	1/4 acre @ 6' depth
TPS400S	4	400'	8.5	240	170	115	1.4	1/2 acre @ 7' depth

ATLANTIC DEEP WATER AERATION SYSTEMS

Atlantic's Deep Water Aeration Systems offer complete solutions for lakes up to 45' in depth and 4 surface acres in area. Complete systems come with Aeration Cabinet Assemblies with all subcomponents pre-installed, Deep Water Diffusers, Weighted Tubing and all necessary fittings.



Item #	Diffusers	Airline	CFM	LPM	Watts	Volts	Amps	Pond Size
TPD100S-87R6	1	100'	1.8	50	280	115	2.5	1 acre @ 25' depth
TPD200S-87R6	2	200'	3.5	100	460	115	4	2 acre @ 35' depth
TPD300S-72R6	3	300'	4.9	140	650	115	5.8	3 acre @ 35' depth
TPD400S-72R6	4	400'	5.7	160	820	115	7.5	4 acre @ 45' depth

ATLANTIC CABINET WITH COMPRESSOR



- Easily adjusted locking manifold assemblies provide flow control to multiple Diffuser systems
- Heavy-Duty cabinets secure and protect components while muffling the sound.
- Integrated cooling fans
- Filtered air intake
- Reinforced lockable lid and sturdy hinges with vandal resistant screws

Item #	Description
TPS200C	Cabinet w/ 2-Outlet Manifold & Linear Piston Comp. - Shallow
TPS400C	Cabinet w/ 4-Outlet Manifold & Linear Piston Comp. - Shallow
TPD100C-87R6	Cabinet w/ 1-Outlet Manifold & Rocking Piston Comp. - Deep
TPD200C-87R6	Cabinet w/ 2-Outlet Manifold & Rocking Piston Comp. - Deep
TPD300C-72R6	Cabinet w/ 3-Outlet Manifold & Rocking Piston Comp. - Deep
TPD400C-72R6	Cabinet w/ 4-Outlet Manifold & Rocking Piston Comp. - Deep



ATLANTIC AERATION TUBING

- Long lasting, trouble free tubing
- Thick-walled weighted tubing sinks without use of weights
- Nickel-plated insert fittings included with each roll.

Item #	Description
TPT38050	3/8" x 50' Weighted Tubing
TPT38100	3/8" x 100' Weighted Tubing
TPT38500	3/8" x 500' Weighted Tubing
TPT12050	1/2" x 50' Weighted Tubing
TPT12100	1/2" x 100' Weighted Tubing
TPT12500	1/2" x 500' Weighted Tubing
TPB12100	1/2" x 100' Direct Burial Tubing
TPF12WT	Fitting Kit for 1/2" Weighted Tubing Conversion



ATLANTIC DIFFUSERS

- Heavy walled tubing produces ultra-fine bubbles
- Shape accelerates the rising water column
- Includes, 3/4" check valve, 3/8" insert fitting & stainless steel strain relief bracket

Item #	Description
TPSDIF	Shallow Water Diffuser / 15-75 LPM / 13.5"L x 12"W x 8.5"H
TPDDIF	Deep Water Diffuser / 15-75 LPM / 18"L x 16"W x 10.5"H



TPD87R6



TPD72R6

ATLANTIC DEEP WATER COMPRESSORS

- Gast rocking piston Deep Water Air Compressors with high pressure output are the best choice for ponds from 8 to 35 feet deep
- Dual aluminum pistons, hard-coated cylinders and replaceable piston seals make these compact workhorses as long lasting as they are powerful
- Replaceable air filter keeps dust and abrasives out for longevity
- Rubber mounting feet help keep these compressors as quiet as they are dependable
- Quiet, damped operation for minimum noise and vibration
- Rebuildable, with components easily accessible for simple maintenance and servicing
- Deep Water Air Compressors have 6' power cords

Depth Chart

Item #		@10'	@15'	@20'	@25'	@30'	@35'
TPD87R6	LPM/CFM	125 / 4.4	119 / 4.2	113 / 4	108 / 3.8	102 / 3.6	99 / 3.5
TPD72R6	LPM/CFM	156 / 5.5	150 / 5.3	144 / 5.1	142 / 5	139 / 4.9	136 / 4.8

Item #	Outlet	Volts	Amps	Watts	Pressure	Depth	Warranty	Dimensions
TPD87R6	1/4"	115	4.4	506	30 psi	35'	2 years	10" x 6.5" x 7"
TPD72R6	1/4"	115	5	575	30 psi	35'	2 years	11" x 7.5" x 7.5"

ATLANTIC SHALLOW WATER COMPRESSORS

- Designed for the shallows, linear piston compressors combine the rugged reliability of a piston and cylinder system with the economy and simplicity of a magnetic motor



Depth Chart

Item #		@2'	@4'	@6'	@8'	@10'	@12'
TPS200	LPM/CFM	85 / 3.0	65 / 2.3	50 / 1.8	35 / 1.2	15 / 0.5	—
TPS400	LPM/CFM	190 / 6.7	150 / 5.3	115 / 5.3	85 / 3.0	55 / 1.9	25 / 0.9

Item #	Outlet	Volts	Amps	Watts	Pressure	Depth	Warranty	Dimensions
TPS200	3/8"	115	0.9	102	5.1 psi	6'	2 years	10"L x 5.5"W x 7"H
TPS400	3/8"	115	1.4	160	5.8 psi	7'	2 years	11"L x 6"W x 8"H

- Compressors efficiently deliver pressurized air to specific depths
- Fully rebuildable linear piston compressors last longer and require less maintenance than cheaper linear diaphragm systems
- Shallow water compressors each have 6' power cords

LAKEMASTER POND & LAKE CLARIFIER



Pond and Lake Clarifier quickly cleans and clears water in all sizes of ponds and lakes. The result is a healthy, natural ecosystem perfect for fishing, swimming, or boating.

- Clears water naturally.
- Polishes water by consuming excess nutrients.
- Reduces nitrogenous wastes.
- Binds phosphates.
- Improves fish production.

Item #	Size
PLC04	4 lbs
PLC08	8 lbs
PLC24	24 lbs

LAKEMASTER MUCK & ODOR REMOVER TABS



Tablets sink and release beneficial bacteria for rapid and lasting effects, including removing up to three inches of muck per month. For targeted muck removal around shorelines, beaches, swimming areas, docks and any area where muck is a nuisance.

- Reduces Organic Waste and Bottom Muck
- Removes Suspended Organic Material, Ammonia and Nitrite
- Effectively Reduces Nitrogen
- Reduces Hydrogen Sulfide and Methane Gas Odors

Item #	Size
MRT04	4 lbs
MRT08	8 lbs
MRT24	24 lbs



POND BOSS PRO ALGAECIDE/BACTERICIDE

Formulated to prevent algae from building up in lakes, ponds, impounded waters, wastewater lagoons, reservoirs, livestock watering systems, potable water supplies and sediment basins.

Item #	Size	Treats
54289	128 oz	1 million gallons
54291	2.5 gal	2.4 million gallons



POND BOSS PRO THE BLOCK BIO MAINTENANCE

Regular use of pond boss PRO The Block™ will degrade unwanted organic debris accumulation and improve the overall health of the pond while clearing the water column of unwanted organic material.

Item #	Size	Treats
54390	1 lb Puck	1 acre-foot (325,000 gal)
54290	5 lb Block	5 acre-feet (1.6 million gal)



PROLAKE CLEARLAKE MUCK ELIMINATOR TABS

ProLake ClearLake Muck Eliminator Tabs remove muck and odor in high traffic zones like beaches, shorelines, docks and swimming areas by utilizing highly concentrated and specialized bacteria strains to do their work. ClearLake Muck Eliminator Tabs quickly fall through the water column and sink into bottom muck where they begin to grow and spread, slowly digesting organic material as their colonies exponentially multiply.

- Removes Organic Muck & Waste
- Removes Up To 6 Inches of Muck A Year
- Use In High Traffic Areas or Over Entire Lake Bed
- Reduces Rotten Hydrogen Sulfide "Rotten Egg" Odor
- Helps Reduce Fish Disease & Foul Taste
- 1 tablet weighs 1/4 oz.
- Initial application: 6 lbs per surface acre
- 2-3 lbs per surface acre every 2 weeks

Item #	Size
40.8213	4 lb bucket
40.8214	8 lb bucket
40.8215	24 lb bucket

PROLAKE CLEARLAKE POND & LAKE CLARIFIER



- Cleans & Clears Entire Water Column
- Reduces Harmful Organic Material
- Removes Noxious Odors
- 100% Safe & All-Natural
- Water-Soluble, Toss-in Bag Application
- 1 Bag Weighs 8 oz
- Initial application: 6 lbs per surface acre
- Maintenance application: 2-3 lbs per surface acre every 2 weeks

ClearLake Pond & Lake Clarifier starts working instantly to clean and clear your pond or lake. ClearLake Pond & Lake Clarifier utilizes billions of unique strains of beneficial bacteria to breakdown the suspended organic material that causes off-color in the water column. The result is a healthy, natural ecosystem perfect for fishing, swimming or boating.

Item #	Size
40.8103	4 lbs
40.8104	8 lbs
40.8105	24 lbs

PROLAKE CLEARLAKE COLD WATER CLARIFIER



- Most Effective At Temps Below 52°F/11°C
- Cleans & Clears Entire Water Column
- Reduces Harmful Organic Material
- 100% Safe & All-Natural
- Water-Soluble, Toss-in Bag Application
- 1 Bag Weighs 8 oz
- Initial application: 6 lbs per surface acre
- Maintenance application: 2-3 lbs per surface acre every 2 weeks

When cold weather hits, your pond or lake still needs attention. ClearLake Cold Water Clarifier is formulated to clear water quickly in water temperatures below 52°F/11°C. The individually selected, beneficial bacteria strains work hard throughout the winter months to remove organic materials such as leaves, twigs and fish waste.

Item #	Size
40.8113	4 lbs
40.8114	8 lbs
40.8115	24 lbs



AIRMAX POND LOGIC WIPEOUT

Pond Logic WipeOut is perfect for fresh water farm ponds and lakes with minimal water outflow that battle persistent pond weeds year after year. WipeOut has no temperature, swimming, boating or livestock restrictions and can be applied early in the season at the first sign of weed growth. Pond Logic® WipeOut™ will control even the most persistent pond weeds all season long. WipeOut™ works to control floating, emersed and submerged pond weeds including: duckweed, water lilies, coontail, fanwort, watermilfoil and more.

Compare to
SePRO Sonar® A.S.

EPA REGISTERED

**7.7 oz treats 1/4 acre pond
that is 4 - 6 feet deep.**

Item #	Size	Treats
530250	4 oz.	1/8 acre @ 4-6 ft deep
530251	8 oz.	1/4 acre @ 4-6 ft deep

AIRMAX POND LOGIC ALGAE DEFENSE



Pond Logic Algae Defense can be applied directly to troublesome algae and chara to treat both floating and bottom forming algae. Apply with a pressure sprayer.

Area Sq. Ft.	Application
2,000	1/4 gal
4,000	1/2 gal
8,000	1 gal

Cannot ship to AL, AK, CA, CT, DC, HI, ME, NJ, NY, PR, RI, SD, WA, or Canada

Item #	Size	Treats
530130	1 gal	8,000 sq. ft.

AIRMAX POND LOGIC SHORELINE DEFENSE



Area Sq. Ft.	Application
2,500	8 oz.
5,000	16 oz.
10,000	32 oz.

Kills aquatic weeds down to their roots. For best results, apply while the chosen weed is in its active growing stage. Apply with pressure sprayer.

Cannot ship to AL, CA, CT, DC, HI, ME, NJ, NY, PR, RI, or WA

Item #	Size	Treats
530157	32 oz.	up to 20,000 sq. ft.
530167	1 Gallon	up to 80,000 sq. ft.

AIRMAX ULTRA PONDWEED DEFENSE



Area Sq. Ft.	Application
2,500	16 oz.
5,000	32 oz.
10,000	64 oz.

Rapid acting liquid contact herbicide formulated to treat a wide array of submerged and floating pond weeds. Apply with pressure sprayer.

Cannot ship to AL, CA, CT, DC, HI, ME, MI, NJ, NY, PR, RI, or WA

Item #	Size	Treats
530144	32 oz.	5,000 sq. ft.
530154	1 Gallon	20,000 sq. ft.



AIRMAX POND LOGIC TREATMENT BOOSTER

Helps break down the protective "waxy" cuticle on leafy aquatic vegetation, increasing the sticking and dispersing of your aquatic algaeicide and herbicides. Apply 2 oz per every gallon.

Item #	Size
530172	16 oz.
530192	1 Gallon



CRYSTALCLEAR POND & LAKE MUCKOUT

- Reduces up to 2" of Muck Per Month
- Converts Muck into Odorless Gas
- Great for Beaches, Docks, Shorelines or TotalPond & Lake Treatments
- Highly Concentrated Natural Bacteria & Enzyme Formulation

Pond Size	Application
Up to 1/4 acre	16 tablets
Up to 1/2 acre	32 tablets
Up to 3/4 acre	48 tablets
Up to 1 acre	64 tablets

Cannot ship to AL, CA, CT, DC, HI, ME, NJ, NY, PR, RI, VT, WA or Canada

Item #	Size	Treats
CC200-6	6 LBS	Treats 1/4 acre up to 3 months
CC200-24	24 LBS	Treats 1 acre up to 3 months

CRYSTALCLEAR POND & LAKE CLEAROUT



Pond Size

Up to 1/4 acre
Up to 1/2 acre
Up to 3/4 acre
Up to 1 acre

Application

2 packets
4 packets
6 packets
8 packets

Cannot ship to AL, CA, CT, DC, HI, ME, NJ, NY, PR, RI, VT, WA or Canada

- Clears Water & Supports a Healthy Ecosystem
- Eliminates Nutrients, Odors & Suspended Organics
- Highly Concentrated Beneficial Bacteria & Enzyme Formulation

Item #	Size	Treats
CC210-6	6 LB	1/4 acre up to 3 months
CC210-24	24 LB	1 acre up to 3 months

CRYSTALCLEAR POND & LAKE DYE



CrystalClear Pond & Lake Dye is formulated to provide ponds with a vibrant blue color. One single gallon of TrueBlue or Deep Blue Dye will treat up to one surface acre 4' - 6' deep, for several months, depending on amount of rainfall and/or severity of sunlight. CrystalClear Pond & Lake Dye should be used all year long.

Application Rates Use 1-2 gallons per surface acre, 4-6 ft. deep, every 4-8 weeks or as needed.

Item #	Description	Size	Treats
CC220-1G	Blue Pond Dye - Liquid	1 gal	1 acre
CC222-4	Blue Pond Dye - Dry	4 pack	2 packets treats 1 acre
CC221-1G	Deep Blue Pond Dye - Liquid	1 gal	1 acre

KASCO MARINE MACRO-ZYME BENEFICIAL BACTERIA



Water Soluble Bags



Muck Puck



Muck Block

Macro-Zyme is the perfect choice for the control and elimination of sludge and foul odor in tanks, ponds, and lakes. Once introduced, Macro-Zyme quickly releases billions of friendly and beneficial bacteria and enzymes that work around the clock to clear neutralize, and purify water. Used by professionals since 1991, this concentrated professional grade formula was the first on the market to introduce a 1-step maintenance program that utilizes natural bacteria and enzymes to rapidly biodegrade top and bottom sludge while reducing components that contribute to sludge build up in ponds of all sizes. Macro-Zyme will also reduce nitrates and phosphates.

Item #	Description	Size	Treats
MZ1	Macro-Zyme: WS Bag (6pk)	1 oz. bag	Up to 6,000 gal
MZ1C	Macro-Zyme: WS Bag (Case)	(6) 1 oz. bag	Up to 36,000 gal
MZ8	Macro-Zyme: WS Bag	8 oz. bag	Up to 1/2 acre ft
MZ8C	Macro-Zyme: WS Bags	(40) 8 oz. bags	Up to 20 acre ft
MZ25	Macro-Zyme: (Bulk)	25 lbs	Up to 25 acre ft
MZ50	Macro-Zyme: (Bulk)	50 lbs Bulk	Up to 50 acre ft
MZMP7	Macro-Zyme: Muck Pucks	266 Pucks	Up to 10 ft ² per puck
MZMB5	Macro-Zyme: Block	6 lbs	Up to 6 acre ft



ATLANTIC POND DYE

Typhoon Pond Dye shades the water to eliminate plant growth below the surface. Available in both blue and black, concentrated dye can be mixed to create your own favorite shade. Safe for fish, plants, livestock and pets.

Item #	Color	Size	Treats
TPWDBLU2	Blue	2 Packets	1/2 acre 4' - 6' deep
TPWDBLK2	Black	2 Packets	1/2 acre 4' - 6' deep
TPWDBLU4	Blue	4 Packets	1 acre 4' - 6' deep
TPWDBLK4	Black	4 Packets	1 acre 4' - 6' deep
TPWDBLUG	Blue	1 Gallon	1 acre 4' - 6' deep
TPWDBLKG	Black	1 Gallon	1 acre 4' - 6' deep



ATLANTIC POND CLARIFIER + TM

Concentrated bacteria in 3 ounce slow release tablets with double the colony forming units (CFUs) per gram, Pond Clarifier Plus Trace Minerals accelerates organic removal and improves overall pond health. Safe for fish, plants, livestock and pets.

Item #	Size	Treats
TPWPP06	32 Tablets 6 lbs.	1/4 acre pond for 8 months
TPWPP24	128 Tablets 24 lbs.	1 acre pond for 8 months



ATLANTIC SLUDGE REMOVER

Easy to throw 1/2 ounce sludge eliminating tablets rapidly digest decomposing vegetation and fish waste. Plant and fish safe, perfect for wading and swimming areas. When regularly applied as directed to the shoreline, tablets can remove up to 5 inches of muck per year.

Item #	Size	Treats
TPWSR06	192 Tablets 6 lbs.	1,000 sq. ft. for 6 months
TPWSR24	768 Tablets 24 lbs.	4,000 sq. ft. for 6 months



ATLANTIC POND CLARIFIER

Custom bacterial strains clear pond water by consuming dissolved organics. Simply toss in appropriate number of 8 ounce water soluble packets each month for clear, clean water year round. Safe for fish, plants, livestock and pets.

Item #	Size	Treats
TPWPC06	12 Packets 6 lbs.	1/4 acre pond for 6 months
TPWPC24	48 Packets 24 lbs.	1 acre pond for 6 months



Oase

LIVING WATER

PONDOVAC

5

THE BEST SELLING POND VACUUM IN THE WORLD

1. Aluminum Suction Tubes
2. Clear Suction Tube (for checking flow)
3. Adjustable Floor Nozzle
4. Area Nozzle
5. Brush Nozzle
6. String Algae Nozzle
7. Wet Suction Nozzle
8. Suction Hose
9. Discharge Hose
10. Debris bag



Now even more powerful, the multi-function Oase PondoVac 5 Pond Vacuum thoroughly and effortlessly removes debris and silt from ponds or pools, or from wet floors of any type. Thanks to the integrated wastewater pump the dirty wastewater can be optimally drained off without interruption to the suction, saving you the trouble of waiting for the vacuum to empty.

- For use in ponds, pools and household
- Patented two-chamber system for continuous suction
- Powerful 1800W motor
- Rigid aluminum suction tubes
- Large accessory assortment included
- 2 Year Limited Warranty

Part #	Watts	Suction Height	Suction Hose	Discharge hose	Cord	Dimensions
48080	1,800 Watts	7.5'	16'	32.8'	25'	17.2" x 16.7" x 28.2"



OASE PONDOVAC 4

- Effective sludge vacuum with powerful 1800 watt motor.
- Automatic activation and emptying through intelligent device control.
- 5.5 gal tank
- With 5 suction nozzles: adjustable floor nozzle, string algae nozzle, area nozzle, brush nozzle, wet suction nozzle
- Suction hose: 16' & discharge hose: 8'
- Suction Height: 7.9'

Part #	Watts	Cord	Dimensions
50409	1,800 Watts	13.8'	15.6" Dia. x 26.4" H



OASE PONDOVAC 3

- Effective sludge vacuum with powerful 1400 watt motor.
- 2-chamber system for continuous cleaning
- 27-liter tank
- With 4 suction nozzles: Crevice nozzle, algae nozzle, flat nozzle with rubber lip, variable special sludge nozzle
- Suction hose: 16' & discharge hose: 8'
- Suction Height: 7'

Part #	Watts	Cord	Dimensions
37230	1,600 Watts	15'	16" Dia. x 27" H

ESTIMATING WATER VOLUME IN GALLONS

Knowing the amount of water in your water feature helps in determining the correct pond pump, pond filter, fish quantities and water treatments you will need for your koi pond or water garden.

Formula for determining water volume for a rectangular pond.

$$\text{Width} \times \text{Length} \times \text{Depth} = \text{Cubic Feet}$$

$$\text{Cubic Feet} \times 7.5 = \text{Gallons}$$

EXAMPLE: Your pond is 10' wide, 12' long and 2' deep at the deepest point. Lets place these numbers into the formula.

$$10 \times 12 \times 2 = 240 \text{ cubic feet}$$

Formula for determining water volume for a circular pond.

$$\text{Radius} \times \text{Radius} \times 3.14 \times \text{Depth} = \text{Cubic Feet}$$

$$\text{Cubic Feet} \times 7.5 = \text{Gallons}$$

$$240 \times 7.5 = 1800 \text{ Gallons}$$

Your pond holds roughly 1800 gallons of water.

You can also use this formula when determining the size of the reservoir for a pondless waterfall.

HOW MUCH LINER DO YOU NEED?

Sometimes figuring out how much liner you need can be pretty complicated. Use this formula to determine the amount of liner you will need for your water feature. Always allow an extra 1.5' of overlap around the pond's perimeter. Include 3' in length & width.

Formula for determining the liner length

$$\text{Max Length} + \text{Twice the Depth} + 3 = \text{Liner Length}$$

Formula for determining the liner width

$$\text{Max Width} + \text{Twice the Depth} + 3 = \text{Liner Width}$$

EXAMPLE: Your pond is 12' long, 10' wide and 2' deep at the deepest point. Lets place these numbers into the formula.

$$12' + 2'(2) + 3' = 19'$$

$$10' + 2'(2) + 3' = 17'$$

Your liner needs to be 19' long x 17' wide.

You can also use this formula when determining the size liner for the reservoir of a pondless waterfall.

DECIDING THE WATERFALL FLOW RATE

The waterfall flow rate is how much water is flowing over a waterfall or stream to achieve the desired affect. The more water that flows over the waterfall the louder the sound of running water will be.

- Light Flow = 100 gallons per hour (gph) per inch of spillway
- Medium Flow = 150 gph per inch of spillway
- High Flow = 200 gph per inch of spillway

$$\text{Width of Spillway} \times \text{Desired Flow Rate} = \text{Total GPH}$$

EXAMPLE: You want your waterfall to have a 24" spillway

$$\text{Light Flow} \dots\dots\dots 24" \text{ Spillway} \times 100 \text{ gph} = 2,400 \text{ gph}$$

$$\text{Medium Flow} \dots\dots\dots 24" \text{ Spillway} \times 150 \text{ gph} = 3,600 \text{ gph}$$

$$\text{Heavy Flow} \dots\dots\dots 24" \text{ Spillway} \times 200 \text{ gph} = 4,800 \text{ gph}$$

You will need a pump that will be able to pump this much water at the height of the waterfall after it overcomes the head pressure.

SIZING A PUMP FOR YOUR WATERFALL

To determine the size pump you will need for your waterfall, you will need to know the waterfall flow rate, the length of tubing, the height of the waterfall, and the number of elbow & T fittings used.

Add 1' of head for every 10' of tubing and 1' of head for every elbow or T fitting used.

$$\text{Waterfall Height} + 1' \text{ of head per } 10' \text{ of hose} + \text{fittings}$$

$$\text{Total Head Pressure}$$

EXAMPLE: Your waterfall is 24" wide, requires 3,600 gph, is 4' above ground level, has 10' of tubing and 2 elbow fittings.

$$4' \text{ high} + 1' \text{ for tubing} + 2' \text{ for fittings} = 7' \text{ of head}$$

You will need a pump that provides 3,600 gph at 7' of head to achieve the desired effect of the waterfall or stream.

GET THE RIGHT SIZE TUBING

Only a certain amount of water can physically fit through any diameter of tubing. Despite the dimensions of the pumps discharge, tubing must be sized based on the amount of water required

Tubing Size	1/2"	3/4"	1"	1 1/4"	1 1/2"	2"	2 1/2"	3"	4"
Max Flow	300	720	1,200	2,000	3,000	4,800	6,000	9,000	12,000

SIZING YOUR STREAM OR WATERFALL RESERVOIR

A good rule of thumb for waterfall reservoirs is to make the reservoir 3 times the volume of the total water in the stream or waterfall.

EXAMPLE: Your stream is 3' wide and 20' long and has an average depth of 4". Use the water volume formula to get the total water volume of the stream and waterfall.

$$3' \text{ wide} \times 20' \text{ long} \times .25' \text{ depth} \times 7.5 = 112.5 \text{ gal. } 112.5 \times 4 = 450$$

Your stream or waterfall basin will need to hold 450 gal. of water.

SHIPPING AND HANDLING

SHIPPING & HANDLING TERMS AND CONDITIONS

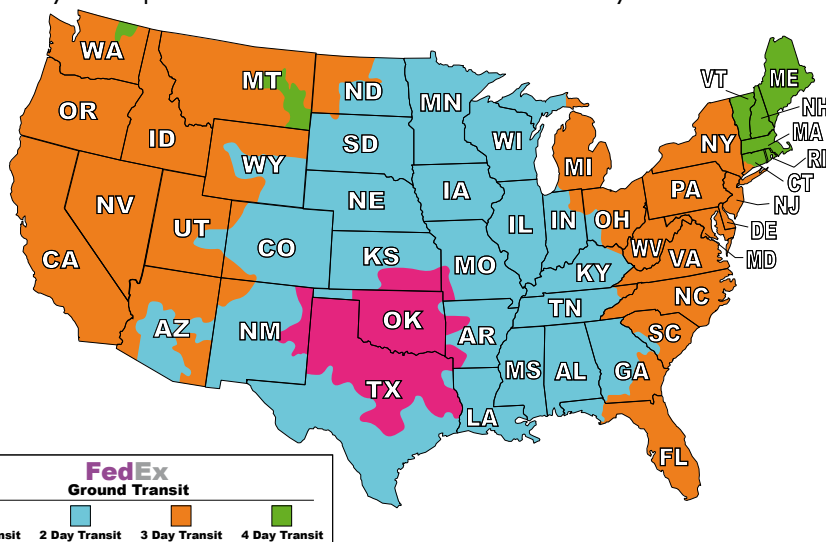
Free Freight on orders \$5,000 and above (excluding liner). All products sold by Pondliner.com are FOB Shawnee, Oklahoma, which means shipping and handling costs are not included in the listed price. Pondliner.com negotiates with common carriers to receive the best shipping rates and service available. We pass these savings directly on to you.

Packages that are 150 lbs and lighter are shipped via FedEx ground service unless otherwise requested. Express FedEx service (Next Day Air, Second Day Air, etc.) are available. Packages in excess of 150 lbs are shipped via Freight Truck.

Through a special agreement with Pondliner.com, all usual freight truck surcharges for residential delivery are waived so picking up the shipment at the freight dock or searching for a business to accept delivery for you isn't necessary. Freight companies do require that someone be present for delivery. Freight truck companies use large 40' long semi-trucks so your location must be easily accessible for the trucks to make the delivery. Off-loading packages from the truck is the customer's responsibility, although sometimes the driver will assist you. Under no circumstances will Pondliner.com be held liable for unloading your product or additional charges incurred if your ship-to address is inaccessible to the delivery truck.

Pondliner.com will help coordinate delivery time with the shipping companies. Pondliner.com cannot guarantee delivery times and will not be held responsible for cost associated with delayed product delivery, including but not limited to labor stand-by charges or equipment rental.

Pondliner.com does not ship outside the lower 48 states. It is impossible to provide adequate customer service to Hawaii, Alaska, other US territories, and foreign countries.



PAYMENT TERMS

The residents of OK, AR, AZ, *CA, CO, GA, IA, *IL, IN, KS, KY, LA, *MA, *MD, MI, MN, MS, NC, ND, NE, NJ, NM, NV, NY, OH, PA, SC, TX, UT, VA, WA, WI, WY, FL or TN must pay sales tax unless tax exempt status is proved.

Pondliner.com accepts: VISA, Master-Card, Discover, American Express, Wire Transfers, Personal & Company Checks, and Money Orders.

Credit Card transactions will be processed and orders will be shipped upon approval of the purchase price by the credit card company.

Wire Transfers or Money Order transactions will be processed immediately upon receipt. We charge an additional \$20.00 to process wire transfers.

Personal or Company Check transactions:

\$500 or less: The order will be processed immediately upon receipt of the check.

\$501 and above: Your order may be held up to 10 business days until the check clears.

*CA, TN, MD, IL and MA will not except other states exemption certificates.

PRICING

This catalog has been inspected for mistakes, but despite our best efforts, errors may occur. Pondliner.com reserves the right to amend pricing at any time.

PONDLINER WHOLESALE RETURN POLICY 2022

Pondliner Wholesale will assist you for returns of most products purchased from us. Simply call 866-219-3561 during normal business hours (M-F, 8:00-5:00 Central), and a customer service representative will assist you.

Pondliner Wholesale will only accept authorized returns. Obtain a RMA number from our customer service department, and clearly mark it on the outer box being returned.

DEFECTIVE PRODUCTS:

All warranties are limited to our choice of replacement, repair, or refund of the cost of that particular product. This excludes any consequential expenses that may have occurred as a result of the defective product. Some manufacturers require that warranties be handled with them directly. This includes, Aqua Ultraviolet, Alpine, Kasco Marine, Sequence, and pumps from Atlantic. Contact our customer service department for information regarding procedures for each of these manufacturers.

- Pondliner Wholesale will replace defective items under warranty at no additional cost, other than the shipping back.
- Defective products are subject to inspection. Customers will be charged for replacement pumps if the original pump is not warrantable, such as power cords that have been altered or other damages.
- If a pump is defective within 90 days of purchase, Pondliner will ship a replacement pump and prepaid return label so that the defective pump can be returned at our cost. After 90 days of purchase, with current payment information on file, we will ship a replacement pump up front and you will be responsible for shipping the pump back to us. All other items must be returned to Pondliner Wholesale for inspection prior to replacement or refund.
- Customers will be charged if the defective pumps are not returned within 30 days of replacement.
- If the item is defective and under warranty we will send a replacement at no charge. If the item is not defective it will be returned at the customer's expense.
- Customers will be responsible for paying the shipping costs for defective items purchased on or after January 1st, 2017.
- Bargain Basement items have only a 30-day warranty from the date of purchase.
- All products are under warranty from original purchase date only and do not renew with replacements

MISSING, DAMAGED OR INCORRECT ITEMS ON A SHIPMENT:

- You must notify us within 15 days of date of purchase if there are any discrepancies with your order. Due to the nature of some of the products, issues brought to our attention after this time frame will not be honored.

NEW PRODUCTS:

- Pondliner will accept new, unused products within 15 days of date of purchase. Please ship the item back with the original packaging enclosed within a separate box to minimize package damage.
- All returned products are subject to inspection prior to any credit given. All products other than pumps returned as new but have been in service will be considered used and restocking fees will apply.
- Freight costs and arrangements are the responsibility of the customer. Original freight costs are non-refundable.
- All products are under warranty from original purchase date only and do not renew with replacements.
- Products sold are not a guaranteed sale. Under no circumstances will Pondliner Wholesale buy back inventory at the end of the season.
- New Product Return Policy does not apply to Bargain Basement items.

USED PRODUCTS:

- Pondliner Wholesale will accept used products within 15 days of date of purchase. Pumps that are returned within this time frame that are clean, fully assembled and complete are not subject to restocking fees.
- Returned products are subject to inspection. Products returned as used must be fully assembled, clean, and be in good working order. Products must be returned with all components.
- Pond filters and pond vacuums are subject to a 25% restocking fee. Other used products are subject to a 20% restocking fee.
- Opened consumables (water treatments, fish food, UV bulbs, etc), excess bulk items (liner, underlay, tubing, filter media, etc), and special order items may not be returned.

Pondliner Wholesale Return Policies are subject to change without notice.





1-866-219-3561

7901 N. Kickapoo • Shawnee, OK 74804
Fax: (405) 214-6319 • wholesale@pondliner.com

Presorted Std. Mail
US Postage Paid
Permit No. 154
Shawnee, OK 74801

Return Service
Requested



YOU BUILD TRANQUILITY WE PROVIDE YOU THE SUPPLIES TO CREATE IT

WHOLESALE PRICING AND SERVICE

We support your business with very competitive pricing and a large variety of equipment from multiple brands. Most orders ship the same or next business day.

HUGE INVENTORY

We house over \$1,000,000 of inventory from over forty top manufacturers in our warehouse. We handle most warranty issues for you, no need to contact the manufacturer.

EDUCATION

Our customer service representatives are always happy to help with any technical assistance and are able to provide professional advice on products, design & construction. We also offer pond training & certification classes.

WE SHIP EVERYTHING BUT THE WATER

WWW.PONDLINERWHOLESALE.COM

(866) 219-3561

Pondliner
WHOLESALE